

This is Colorado Volleyball



16 NCAA TOURNAMENT APPEARANCES

3 SWEET 16 APPEARANCES

410-285 OVERALL RECORD

1993 BIG EIGHT CHAMPIONS

106 WEEKS RANKED IN THE AVCA POLL



A Beautiful State



Denver/Boulder

Denver is a vibrant, urban community 30 minutes from Boulder. With several communities like LoDo, Cherry Creek and Larimer Square, there is no shortage of things to do for young and old alike. Whether it's catching the Rockies at Coors Field, visiting the Denver Zoo or shopping on the 16th Street Mall, there is something for everyone.



A Top Notch University

- ◆ *Sierra Magazine* named CU the “Coolest School” for its eco-friendly approach to campus life. The Buffs are the first school to impose a zero-waste and carbon-reduction program at Folsom Field. Folsom Field will become the first major sports stadium in the nation, professional or collegiate, to collect all materials in recycling or compost containers, eliminate trash cans and transform its materials collections systems into a zero-waste process.
- ◆ Named “Smartest City in America” by *Forbes Magazine*
- ◆ *U.S. News and World Report* ranked the Boulder campus 32nd out of the top 50 public universities in the country and highest in the Rocky Mountain Region in its rankings. The same publication ranked CU as the 74th best national university of 115 schools ranked.
- ◆ CU-Boulder was ranked a “Best Buy” in the *Fiske Guide to Colleges* receiving a four-star rating (out of five) for academics and five stars each for the social life and quality of life ratings.
- ◆ Seven graduate school specialty programs were ranked in the top 20 in the nation in the *U.S. News & World Report* graduate school rankings.
- ◆ Three faculty members have received Nobel Prizes: Thomas Cech of chemistry and biochemistry in 1989 Nobel Prize in chemistry and Carl Wieman and Eric Cornell of JILA and physics won the 2001 Nobel Prize in Physics.
- ◆ The Boulder campus was ranked fourth in a review of the 50 “most architecturally successful campuses in the country in *The Campus as a Work of Art* by Thomas Gaines.
- ◆ Colorado has held company with Brown, Stanford and Virginia as one of the four most outstanding universities in the United States based on academics and quality of life.
- ◆ Colorado ranked second in *Outside* magazine’s 40 Best Colleges “turning out smart grads with top-notch academic credentials, a healthy environmental ethos and an A+ sense of adventure.”

“If heaven has a college town,
it’s probably as beautiful as Boulder.”

– Peter Fish, *Sunset Magazine*

The Ideal Environment



Colorado's humidity hovers near 30 percent year round. Lower humidity and higher altitude means a world-class environment that dozens of Olympic and other world-class athletes call home.



Colorado truly has four distinct seasons, but none of them are extreme. Over 320 sunny days per year and low humidity make it comfortable most of the time, which means Boulder has more hours of sunshine than both Miami and San Diego. Summer highs average about 80, which winter snow storms usually melt within 24 hours in the metro area.



Top Notch Facilities



Folsom Field




Indoor Practice Bubble



South Campus Tennis Courts






Potts Field



Prentup Field



Dal Ward Athletic Center



Coor's Events Center



Awards/Trophy Room



Dick Knowlton Sports Medicine Center



Nicholis R. Petry Auditorium

Why Colorado Volleyball?

TOP NOTCH COACHING STAFF

All three coaches are involved with USA Volleyball and are on the cutting edge of the sport.



Liz Kritza

- ◆ Named the 2007 and 2008 Conference USA Coach of the Year
- ◆ 2007 and 2008 AVCA Midwest Region Coach of the Year
- ◆ Led Tulane to its first NCAA Tournament appearance and its first Conference USA title in 2008
- ◆ Tutored eight AVCA All-Americans at Tulane
- ◆ 76-39 overall record; 56-12 record in the last two years
- ◆ Member of the USAV Grassroots Board of Directors

Tom Hogan

- ◆ Continues to work with the USAV High Performance program which coaching at CU
- ◆ Helped the U.S. Women's National Team win the silver medal at the 2008 Beijing Olympics
- ◆ Served as the head coach for Team USA at the Pan American Cup in 2008
- ◆ USOC Coach of the Month in 2007
- ◆ Helped Team USA to a gold medal at the 2005 NORCECA Championships and a silver medal at the World Grand Champions Cup
- ◆ Has been an active part of the USAV family since 2003



Meg Henican

- ◆ Assistant coach for the USAV A2 team at the 2009 Global Challenge
- ◆ HPC Clinician for USAV in the summer of 2009
- ◆ Owns 22 of 25 digs records at Notre Dame
- ◆ Led the Fighting Irish to four NCAA tournament appearances
- ◆ All-Big East First Team in 2005
- ◆ AAU All-American in 1995, 2000 and 2001


Project Colorado

- ◆ The mission of the CU coaching staff is to bring “home” a championship. Colorado is a hot bed for high school and prep volleyball players. CU should be the state flagship university and therefore be the top choice for the highest caliber players in the state.
- ◆ CU has competed in 16 NCAA Tournaments and made 11 straight appearances from 1991-2001. The new staff has made a commitment to bringing the Buffs back to the tournament and building the team back into a top-10 program.



Training

- ◆ CU is committed to the highest level of training. They have the technology for immediate video feedback, detailed statistical analysis in all competition and practices as well as top-notch player recovery methods.
- ◆ The student services provided are second to none. CU provides sports psychologists, academic support and nutritional education to make sure the athletes are taking care of themselves. The volleyball team has access to two weight rooms, one in Dal Ward that overlooks Folsom Field and the Flatirons and one in the Coors Events Center.



Opportunity to Build a Program

- ◆ Colorado is a great place to play. The Big 12 Conference is quickly becoming the best volleyball conference in the country. The Buffs are making their summer camp one of the best in the nation. This past July, Oganna Nnamani and Robyn Aw Mow-Santos were on hand throughout summer camps to give CU’s campers an unforgettable and a rewarding experience.
- ◆ The Buffs will continue to build and increase local awareness for the program. They will continue to service the community with programs already in place (ex. Buffalo Hugs, Read With the Buffs) but will expand to give more back.
- ◆ Being a Buff will give student-athletes the best chance for personal growth as well as the educational excellence that CU is known for. Colorado was ranked second in *Outside Magazine’s* 40 Best Colleges, “turning out smart grads with top-notch academic credentials, a healthy environment ethos and an A+ sense of adventure.”



Coaching/Administration

- ◆ Karrie (Downey) Larsen served as assistant at Colorado State from 2000-07. She was the top assistant at Clemson in 1999.
- ◆ Michele Kohler-Nelson was the head coach at UMKC and was named the conference coach of the year in 1995.
- ◆ Staci Wolfe was an assistant coach at Nebraska (2000-02) and Florida (1995-99). Wolfe is now the SWA at the University of Santa Clara.



Karrie Larsen



Staci Wolfe

Indoor

- ◆ Kelly Campbell was the setter for the U.S. National Team and played in the inaugural season of the USPV for the St. Louis Quest, leading the league in assists in 2001.
- ◆ Karrie (Downey) Larsen started on the U.S. National Team for two years and also played in the pro ranks in Europe and for the Colorado Thunder of the AVP.
- ◆ Janine Zumerchik played professionally for the Colorado Thunder of the AVP.
- ◆ Meghan Barkman played professionally in Salzburg, Austria.
- ◆ Austin Zimmerman has played professionally in Switzerland and is currently playing in France. Allie Griffin is playing in Finland while Kristen Karlik is playing in Denmark.



Kelly Campbell

Professional Ranks

Beach

◆ Rachel Wacholder is in her 11th year on the AVP pro beach volleyball tour after a playing stint in Europe. Wacholder and her former partner, Olympic bronze medalist Elaine Youngs, won the 2005 AVP Cincinnati Open by defeating Olympic Gold Medalists Kerri Walsh and Misty May which ended their 50-match winning streak. The duo also defeated May and Walsh at the 2005 AVP Boulder Open. Wacholder recently returned to the beach after taking the first half of the tour off after giving birth to her son. She made her comeback with Walsh at the 2009 AVP Hermosa Beach Open in August.



Rachel Wacholder



◆ Tiffany Jestadt played professional on the AVP tour for the last seven years. Her highest finish is 17th which she did twice in 2006 and four times in 2007.



Tiffany Rodrigues-Jestadt



Allie Griffin

◆ Allie Griffin and Sara Fredrickson teamed up on the AVP Crocs Tour for five tournaments and earned a 17th place finish at the Charleston stop on the tour in 2008.



Sara Fredrickson



Colorado

photo by John Geldermann, VolleyShots.com



Tiffany Jestadt Rodriguez



LV Hanson served as the team manager from 2000-2001.

photo by Holly Stein



Rachel Wacholder



at the AVP

photo by Matt Brown



Allie Griffin



Curtis Snyder, Linda Poncin and Doug Strauss all worked the 2007, 08 and 09 AVP Crocs Tour. Snyder and Strauss are former CU volleyball SIDs and Poncin is the current SID.

photo by Matt Brown



Sara Fredrickson

2008 AVP Boulder Crocs Slam




Stein Metzger and Matt Williams won the AVP in Boulder for William's first career victory (above). Two-time Olympic Gold Medalists Misty May-Treanor (left) and Kerri Walsh (bottom) won the women's tournament in Boulder.

Former Buff coach Pi'i Aiu with Allie Griffin and her partner Angie Hall.



CU sports information student assistants Nick Bernal and Niko Strzepek recording stats



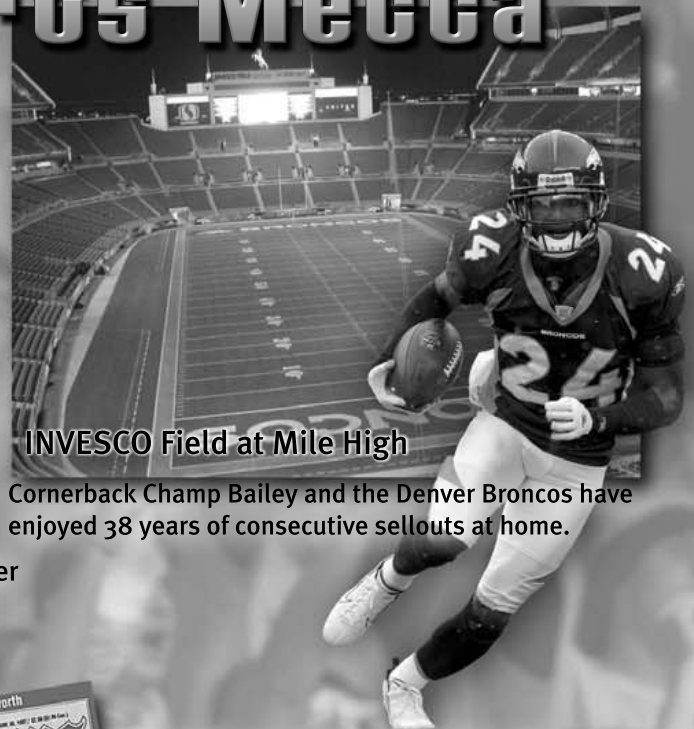
Former CU Head Volleyball Coach Pi'i Aiu recorded stats during AVP stops in Glenwood, Ariz., and Boulder, Colo.

Denver Sports Mecca




Dick's Sporting Goods Park

Colorado Rapids midfielder Pablo Mastroeni



INVESCO Field at Mile High


Cornerback Champ Bailey and the Denver Broncos have enjoyed 38 years of consecutive sellouts at home.



Outfielder Matt Holliday (above) led the Colorado Rockies to the World Series in 2007.

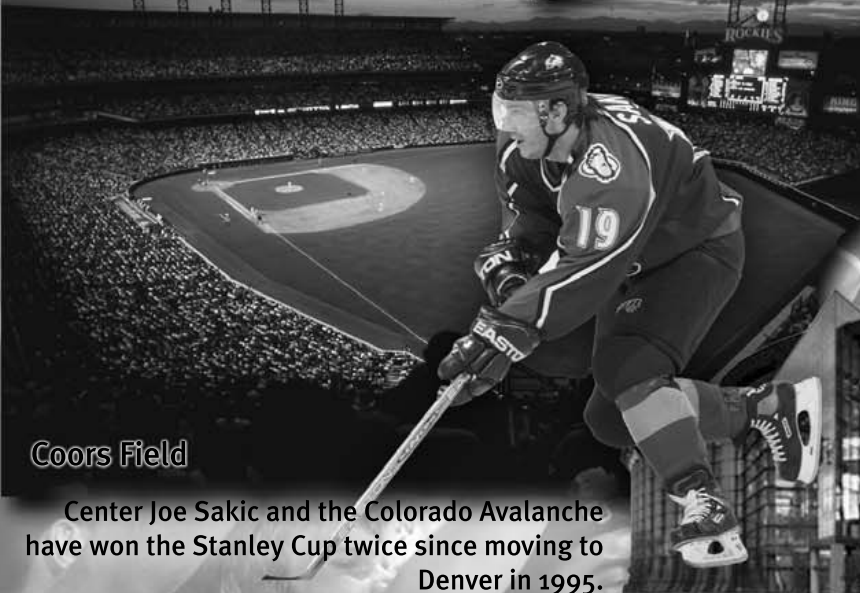


Denver is one of the best cities for sports in the country. The city and state rallies behind its teams and provides an atmosphere unlike any other.



Chancey Billups and Carmelo Anthony led the Denver Nuggets to the NBA Conference Finals in 2009.

Garrett W. Ellwood/NBAE/Getty Images



Coors Field

Center Joe Sakic and the Colorado Avalanche have won the Stanley Cup twice since moving to Denver in 1995.



Pepsi Center

NCAA Tourney Success

CU's NCAA Tourney Experience

First Rd: 1989, '91, '92, '93, '94, '95, '96, '97, '98, '99,
2000, '01, '03, '04, '05, '06

Second Rd: 1993, '94, '96, '97, '98, 2000, '01, '06

Sweet 16: 1993, 1994, 1997

CU is in some elite company as one of a small field to qualify for 10 consecutive NCAA Tournaments. Some of those teams include:

- ◆ COLORADO
- ◆ Florida
- ◆ Long Beach State
- ◆ Nebraska
- ◆ Ohio State
- ◆ Pacific
- ◆ Penn State
- ◆ Southern Cal
- ◆ Stanford
- ◆ UCSB



CU NCAA Tournament Tid-Bits

- ◆ There is only one Big 12 team with more NCAA Tournament appearances than CU since 1991.
- ◆ The Buffs have hosted the tournament five times and own a 6-1 mark.
- ◆ The Buffs are 8-3 in the NCAA Tournament when not playing on the opponents floor.
- ◆ Aiu holds six of the program's nine NCAA victories, and has advanced past the first round in five of his nine appearances.
- ◆ From 1989-01, CU played in 13 straight postseason tournaments, 12 NCAA Tourneys and the WIVC Tourney in 1990.
- ◆ CU has advanced to 16 postseason tournaments in the last 20 years.

The Complete Game Day Experience



Speed-Strength and Conditioning

- ◆ Colorado's Speed-Strength & Conditioning Center is home to over 300 CU varsity student-athletes, where each one is trained by our certified staff in an individualized and sport-specific manner.
- ◆ The weight room overlooks Folsom Field and its mountain backdrop giving CU athletes the best view in the nation.
- ◆ Head Strength Coach Jeff Pitman is in his fourth year at Colorado from Boise State where he spent his previous seven years.
- ◆ At CU, Pitman supervises the training programs for all of the Buffs' 16 varsity sports.



Sports Medicine



The Sports Medicine Department at the University of Colorado is led by Miguel Rueda, Head Athletic Trainer. Along with Mr. Rueda, the Sports Medicine staff consists of five Assistant Certified Athletic Trainers, two Professional Certified Athletic Trainer Interns, and 25 student interns.

In conjunction with the Athletic Training staff the University of Colorado Sports Medicine Department utilizes the following allied health professionals used for evaluation, consultation and treatment of athletic injuries: three Sports Medicine Orthopedic Surgeons, one Family Practitioner, Dentist, Optometry, Cardiologist, Chiropractor, Sports Psychology, and Sport Massage Therapist.



Sports Medicine Facilities

Dal Ward Athletic Center Knowlton Sports Medicine Center
Coors Events & Conference Center Athletic Training Room
Carlson Athletic Training Room



CU also offers nutrition services to its athletes. The newly remodeled weight room has a nutrition center that has Muscle Milk shakes, Power Bars and other recovery tools after a hard workout. Interns are on hand to discuss nutritional needs with the athletes throughout the year.



Academic Support



Dwight Thorne and Schylur Edelman with academic coordinator Mindy Sclaro at the 2009 Academic Luncheon.



Academic coordinator Mindy Sclaro advising incoming freshmen.



The Herbst Academic Center was established to serve the CU student-athletes and to provide the resources that will allow them to achieve academic success in the classroom. Our services include, but are not limited to:

- ◆ Academic Coordinating
- ◆ Tutoring
- ◆ Computer Lap
- ◆ Priority Registration
- ◆ Study Hall
- ◆ Career Development
- ◆ Athletic Eligibility Monitoring

Colorado Academic Programs

STEPS

STEPS is a program designed to assist graduating student-athletes as they transition to life after the university setting. The program will have Department of Athletics staff and university faculty assist them in the following areas:

- **“Learn to Earn” with Alice Swanson, veteran of The Boulder Chamber of Commerce and currently of Leeds School of Business**
 - Interview Skills
 - Job Placement
 - Contract Negotiation
- **Personal Financial Planning with Susan Morley of Leeds School of Business**
 - *Playbook for Life*, the Student-Athlete’s Guide to Understanding and Planning Your Financial Future
- **Exit Interview with the Department of Athletics**
 - Student-Athletes discuss their CU experience with a senior level administrator in the Department of Athletics. (One-on-one interview and survey)
- **Career Services**
 - Resume / Folio 21
 - CSO On-line
 - Job Fairs
 - Letters of Recommendation (4-6)
 - Post-Graduation Test Preparation
- **Exit Physical**
 - Athlete completes final medical physical, reviews medical history with Office of Sports Medicine and discusses lingering injuries with Sports Medicine on coverage
- **Counseling and Psychological Services**
 - CU psychologist, Dr. Jan Johnson, offers one-on-one counseling sessions to athletes earning to cope with the impending life changes once their careers have ended.
- **Graduation Checklist**
- **Alumni C-Club**
 - Student-Athletes stay connected to CU through membership in the Alumni C-Club.
- **Post-Graduate Scholarships**
- **Professional Sports Counseling Panel**



READ WITH THE BUFFS

1. The University of Colorado and IBM work together to promote literacy in local elementary schools through the “Read With the Buffs” program.
2. Focus of the program is to:
 - a. Have CU student-athletes promote reading as the basis for success in school.
 - b. Promote the importance of school and doing your personal best.
3. Designated school districts are Boulder Valley and St. Vrain school districts.
4. Teacher’s Responsibilities:
 - a. Decisions:
 - i. It is suggested for students to compete against themselves, not others.
 - ii. Encourage students to read over the holidays.
 - iii. At the end of the program send into the athletic department a list of all students who have participated in “Read With the Buffs” successfully.
5. Student-athletes will visit the classroom for a 45-minute presentation.
 - a. Pencils, stickers and/or bookmarks will be given out to students who are able to answer the comprehension questions correctly after the book is read.
6. Student-athletes will deliver the message: do well in school, work hard, do your personal best, and importance of reading.
7. No more than two classrooms should be combined with one group of student-athletes.
8. One adult volunteer is assigned to two to three student-athletes.
9. CU pencils and bookmarks or stickers will be left for all students.
10. In addition, a T-shirt (autographed) will be left with each classroom teacher to hang up in the classroom as a continual reminder about “Read With the Buffs.”
 - a. The T-shirt will be for the classroom teacher to keep as a thank you for participating in “Read With the Buffs.”
11. Students who participate in the program and successfully meet the criteria, set by the teacher, will receive a ticket to attend either a men’s or women’s basketball game.
12. A special section will be set aside for all “Read With the Buffs” participants.
13. Two students will be on the court during halftime representing their classroom.

Community Outreach Programs



Buffalo Hugs



While at Colorado there are several opportunities to reach out to the Boulder community. CU encourages a healthy and positive lifestyle for young kids through Healthy Kids' Day and National Girls and Women in Sports Day. The athletes also participate in Buffalo Hugs and Champs Lifeskills and many other programs to brighten the day of a young child.



Healthy Kids Day



Champs Lifeskills



National Girls and Women in Sports Day

University of Colorado Athletics





THE 2009 SCHEDULE

Day	Date	Opponent	Location	Time (MST)	Record	Rank	NCAA
FLORIDA INVITATIONAL							
Friday	August 28	vs. Valparasio	Gainesville, Fla.	3 p.m.	25-7	NR	DNP
Saturday	August 29	at Florida	Gainesville, Fla.	5 p.m.	27-4	10th	Third Round
Tuesday	September 1	at Northern Colorado	Greeley, Colo.	7 p.m.	17-10	NR	DNP
YALE INVITATIONAL							
Friday	September 4	vs. Fairfield	New Haven, Conn.	3 p.m.	20-13	NR	DNP
Saturday	September 5	vs. Georgetown	New Haven, Conn.	9 a.m.	14-13	NR	DNP
Saturday	September 5	at Yale	New Haven, Conn.	5 p.m.	21-6	NR	Second Round
COLORADO INVITATIONAL							
Friday	September 11	DENVER	Denver, Colo.	11 a.m.	25-7	NR	DNP
Friday	September 11	SAN DIEGO	BOULDER	7 p.m.	23-5	19th	First Round
Saturday	September 12	CAL POLY	BOULDER	7 p.m.	16-13	NR	DNP
Wednesday	September 16	*at Iowa State	Ames, Iowa	5:30 p.m.	22-13	12th	Regional Final
Saturday	September 19	*NEBRASKA	BOULDER	7 p.m.	31-3	3rd	Semi-finals
Wednesday	September 23	*TEXAS	BOULDER	7 p.m.	29-4	4th	Semi-finals
Saturday	September 26	*OKLAHOMA	BOULDER	7 p.m.	12-16	NR	DNP
Wednesday	September 30	*at Kansas	Lawrence, Kan.	5:30 p.m.	13-16	NR	DNP
Saturday	October 3	*BAYLOR	BOULDER	7 p.m.	18-13	NR	DNP
Wednesday	October 7	*at Missouri	Columbia, Mo.	5:30 p.m.	13-17	NR	DNP
Wednesday	October 14	*TEXAS TECH	BOULDER	7 p.m.	5-26	NR	DNP
Saturday	October 17	*at Texas A&M	College Station, Texas	5:30 p.m.	15-14	NR	DNP
Wednesday	October 21	*KANSAS STATE	BOULDER	7 p.m.	24-8	20th	First Round
Saturday	October 24	*at Texas	Austin, Texas	5:30 p.m.	29-4	4th	Semi-finals
Wednesday	October 28	*at Oklahoma	Norman, Okla.	6 p.m.	12-16	NR	DNP
Saturday	October 31	*IOWA STATE	BOULDER	TBA-football	22-13	12th	Regional Final
Wednesday	November 4	*KANSAS	BOULDER	7 p.m.	13-16	NR	DNP
Saturday	November 7	*at Texas Tech	Lubbock, Texas	6 p.m.	5-26	NR	DNP
Wednesday	November 11	*at Baylor	Waco, Texas	6 p.m.	18-13	NR	DNP
Saturday	November 14	*MISSOURI	BOULDER	7 p.m.	13-17	NR	DNP
Saturday	November 21	*at Kansas State	Manhattan, Kan.	6 p.m.	24-8	20th	First Round
Wednesday	November 25	*TEXAS A&M	BOULDER	7 p.m.	15-14	NR	DNP
Saturday	November 28	*at Nebraska	Lincoln, Neb.	6 p.m.	31-3	3rd	Semi-finals

*— Big 12 Conference Match



Credits: The 2009 CU Volleyball media guide was produced through the combined efforts of the Sports Information Office and Whirlwind Graphics. The guide was written and edited by Linda Poncin, Assistant Sports Information Director, with additional research help from student assistants Casey Sanders and Cole Michelson. Typesetting, layout and design was provided by Linda Hall of Whirlwind Graphics. The cover was designed by Eric Pelloni, assistant director of BuffVision. Printing of the guide was provided by Pioneer Press, Greeley, Colo.

The following photographer's work was used in the media guide: University of Colorado photography, Chip Bromfield (ProMotion, LTD), Cliff Grassmick, Brian Lewis, Matt Brown, John Geldermann, Volleyshots.com, Holly Stein, Associated Press, Linda Poncin and Curtis Snyder.

BUFF BITS



UNIVERSITY OF COLORADO INFORMATION

Location	Boulder, Colo. (103,216)
Founded	1876
Enrollment	30,128
Colors	Silver, Gold and Black
Nickname	Buffaloes (Bufs)
Mascot	Ralphie IV, The Buffalo (live), Chip (costumed)
Home Arena (Capacity)	Coors Events/Conference Center (11,064)
Elevation	5,435 feet above sea level
NCAA Affiliation	Division I
Conference	Big 12, (Joined 1996)
President	Bruce Benson
Chancellor	Phil DiStefano
Athletic Director	Mike Bohn
Senior Woman Administrator	Ceal Barry

VOLLEYBALL INFORMATION

Head Coach	Liz Kritza (Tulane 2000)
E-mail	elizabeth.kritza@colorado.edu
Record at Colorado (years)	0-0 (first season)
Collegiate Record (years)	76-39 (4)
Assistant Coach	Tom Hogan (Miami University (Ohio) 02), first season
E-mail	thomas.hogan@colorado.edu
Assistant Coach	Meg Henican (Notre Dame 2006), first season
E-mail	meg.henican@colorado.edu
Volleyball Office	303/492-6141 (Fax: 303/492-1709)
2008 Record	13-16 (H, 6-7; A, 3-9; N, 4-0)
2008 Big 12 Record	7-13/t-8th
Postseason	NA
Final Ranking	NA
Letterwinners Returning/Lost	8/9
Starters Returning/Lost	2/5+libero

VOLLEYBALL HISTORY

First Season	1986
All-Time Record	410-285/590
All-Time Big 12 Record	141-119/542
All-Time Big 8/Big 12 Record	220-148/598
Best Big 12 Finish	2nd/1997
Best Big 8 Finish	1st/1993
NCAA Appearances	15 (1989, 1991-2001, 2003-06)
NCAA Record	9-16/360
All-Time Post Season Record	19-24 (18 seasons)
Last NCAA Appearance/Result	2006/defeated New Mexico State, 3-0/lost to Washington, 1-3
Best NCAA Finishes	Sweet 16 (1993, 1994 & 1997)
All-Time Weeks Ranked (AVCA)	106
All-Time Record While Ranked (AVCA)	154-78
All-Time Record Against Ranked Teams (AVCA)	45-161

SPORTS INFORMATION

Mailing Address	357 UCB Boulder, CO 80309
Main Office Phone	303/492-5626
Fax	303/492-3811
Associate AD/Sports Information	David Plati
E-Mail	david.plati@colorado.edu
Assistant SID/Volleyball Contact	Linda Poncin
Office Phone	303/492-5626
Cell	612/701-0054
E-Mail	linda.poncin@colorado.edu
Associate SID	Curtis Snyder
Assistant SID	Andrew Green
Assistant SID	Troy Andre
Assistant SID	Allie Musso
Graduate Assistant SID	Nick Bernal
Web Site	www.cubuffs.com
CECC Press Row	303/492-1552/4381
CECC Media Work Room	303/492-0710/0712-15

RETURNING STARTERS (2)

Kaitlyn Burkett, 6-1, Sr., S, Colorado Springs, Colo. - 29-29 mp-s, 104 games, .328, 0.81 kpg, 9.96 apg, 2.16 dpg, 0.58 bpg
Ranked sixth in the Big 12 in assists

Schylur Edelman, 6-1, Jr., MB, Sterling, Colo. - 29-29 mp-s, 103 games, .238, 1.79 kpg, 0.53 dpg, 0.97 bpg
Ranked eighth in the Big 12 in blocks. Led the Buffs for the second year

STARTERS LOST (5)

Alex Buth, 5-10, RS — 29-29 mp-s, 104 games, .204, 2.65 kpg, 2.72 dpg, 0.70 bpg

Lauren Schaefer, 6-3, MB — 25-25 mp-s, 84 games, .303, 2.06 kpg, 0.82 bpg

Emilee Sisco, 6-4, OH — 29-12 mp-s, 94 games, .152, 2.88 kpg, 0.78 dpg, 0.40 bpg

Amber Sutherland, 5-10, OH — 29-29 mp-s, 104 games, .108, 2.31 kpg, 2.36 dpg, 0.28 bpg

Ashley VenHorst, 5-7, DS — 29-14 mp-s, 100 games, 1.67 dpg

OTHER KEY LOSSES (4)

Devon Dykstra, 5-10, So., L/OH, Redondo Beach, Calif. - 1-0 mp-s, 1 game

Christan Schaefer, 6-0, OH — 15-0 mp-s, 25 games, .053, 0.72 kpg, 0.32 dpg, 0.20 bpg

Callie Webster, 5-10, L — 29-2 mp-s, 97 games, 3.98 dpg

Kirsten Wicks, 6-2, OH — 14-0 mp-s, 23 games, 0.70 kpg, 0.39 dpg, 0.17 bpg

KEY RETURNEES (6)

Megan Cyr, 6-0, RFr., S, St. Andrews, Manitoba, Canada - Redshirt in 2008—Did not compete

Becah Fogle, 5-11, So., OH, Leander, Texas — 4-0 mp-s, 5 games, .000, 0.20 kpg, 0.40 dpg

Ellen Henry, 5-6, Jr., DS/L, Long Beach, Calif. — 11-1 mp-s, 23 games, 0.65 dpg
Was fifth in the team in digs per game as a freshman

Kristin Martell, 6-1, So., MB, The Woodlands, Texas — 5-0 mp-s, 5 games, .000, 0.00 kpg

Rosie Steinhaus, 6-0, RSo., MB, Flagstaff, Ariz. — 15-9 mp-s, 47 games, .099, 0.91 kpg, 0.64 bpg - in 2007 season
Redshirt in 2008; Ranked fourth on the team in blocks

Alex Penewell, 5-11, So., MB, Newport Beach, Calif. — 12-4 mp-s, 29 games, .250, 1.45 kpg, 0.31 dpg, 1.14 bpg
Averaged a team-high 1.14 blocks

NEWCOMERS (5)

Nikki Kinzer, 6-2, Fr., MB, Colorado Springs, Colo.

Sofia Lindroth, 5-8, Jr., Edwards, Colo.

Ellen Ribar, 5-10, Fr., S, Elmhurst, Ill.

Kerra Schroeder, 6-0, Fr., OH, San Diego, Calif.

Kassidi Warnock, 5-7, Fr., DS/L, Colorado Springs, Colo.

Index

Nike	IFC	All-Time Standings & Series	62-67
This is Colorado Volleyball	1-23	All-Time Player and Coaching	
Schedule	24	Rosters	68-75
Quick Facts	25	Team & Individual Honors	76-80
2009 Outlook	26	Records	81-94
2009 Roster	27	All-Time Results	95-117
Player Biographies	28-48	2009 Opponents	118-125
TV/Radio Roster	49	Media Information	126-127
Coaches, Support Staff & Administration	50-57	Coors Events/Conference Center	128
2008 In Review	58-61	CECC Practice Facility	IBC



2009 OUTLOOK

The Colorado volleyball team returns just two starters and eight letterwinners from the 2008 squad that tied for eighth in the Big 12 Conference (7-13) and finished with a 13-16 record. The Buffs are under new leadership with Liz Kritza at the helm of the program. She is assisted by Tom Hogan and Meg Henican and now they are looking to return the Buffs to glory and into a top-10 volleyball program.

Since taking over the program in February, what has been the biggest improvement/changes you and your staff have made?

We are raising the level of expectation for the program in all aspects, both on and off the court, and really changing the culture of the program as we prepare for this upcoming season. The thing with changing the culture is that you have to allow time for the players to adapt. We may not see immediate results but changing the culture will help us to sustain results in the future for this program.

The Buffs have two very talented setters in Kaitlyn Burkett and Megan Cyr this year. What can we expect at the position with two very highly skilled players competing for the starting role?

The setting position is the perfect example of the raised expectations on the competition floor. We expect competition in every position and having two setters who understand this and embrace the challenge of competing for this spot makes our training and competition environments better.

Only two starters return from last year's team and this year's team has one senior and two juniors. How will such a young squad affect this year's expectations?

We clearly have a lack of playing experience on this squad but we are approaching it as an opportunity and not a challenge. When you are developing young players in a sport they have to compete to gain the necessary experience and I expect that as we progress through the season, our younger players will be able to improve at a faster pace since they will be competing against some of the top players in the country night in and night out. As coaches we need to be patient with their learning curves but be consistent with the expectations of playing a high level of volleyball every day.

CU doesn't return any outside hitters to the line-up. Who would you expect to step up this season to earn those starting roles?

We will train a number of players to carry the offensive load on both sides for this season. There will be competition for all starting roles as nothing is set in stone. Becah has been working hard and

our newcomers, Sofia and Kerra, will have to step up. Rosie is going to fill in for us in a variety of positions, so it could be a real possibility we could have her on the right or left side.




The Buffs have been steadily improving over the last few years in the middle blocker position. What can fans look forward to this year?

Our middles will be involved in a clear offensive system. We are training and retraining them in every aspect of the game both mentality and tactically. We will need Schylur to take more of a leadership role in the position as

she has the most experience. Rosie will also see some time in the middle. I would also expect Alex and Nikki to really push and add significantly.

CU graduated a pair of liberos/defensive specialists this past spring. How do you plan on filling this void in the fall?

The first contact is the key to our success this season so the players that are vying for these positions have the opportunity to make a major impact on the success of the team. The first contact is the most important and these players will have to acclimate to the new system faster than the others. Ellen Henry saw a significant amount of time on the court as a freshman and we will need her to draw on that experience. Kassidi and Sofia will also add depth to the position.



The non-conference schedule has some fairly tough opponents with Florida, San Diego and Cal Poly just to name a few. What aspirations do you have for a program that has finished the last 20 seasons above an.500 in non-conference play?

The 2009 slate is a very difficult schedule for a team composed of the

young players that we have. The relative youth and inexperience make it difficult to play against top 25 teams from the beginning of the season, but this will help us prepare for the grueling Big 12 line-up. The eventual goal is to play top 20 volleyball from August to December. It would be hard to expect this group to do that with the youth and inexperience but we will get there.

The Big 12 has become one of the premiere volleyball conferences in the country with perennial powers Nebraska and Texas leading the way. In your first year at the helm, what would you consider a successful season?

The Big 12 is fast becoming the most competitive conference in the country and this first year we are using every conference match as a gage to test where we are along our road to success. Our overall goal will be continual improvement and we are training to field a team that will compete with the top of our conference. No match in this conference is a given and the high level of competition night in and night out will be able to help us in the goal of becoming one of the top 10 programs in the country.

2009 ROSTERS



PLAYERS

By State/Country

Arizona
Rosie Steinhaus

California
Ellen Henry
Alex Penewell
Kerra Schroeder

Colorado
Kaitlyn Burkett
Schylur Edelman
Sofia Lindroth
Nikki Kinzer
Kassidi Warnock

Illinois
Ellen Ribar

Texas
Becah Fogle
Kristin Martell

Canada
Megan Cyr

By Position

Left Side Hitter
Becah Fogle
Sofia Lindroth
Kerra Schroeder

Right Side Hitter
Rosie Steinhaus

Middle Blocker
Schylur Edelman
Nikki Kinzer
Kristin Martell
Alex Penewell

Setter
Kaitlyn Burkett
Megan Cyr
Ellen Ribar

Def. Specialist/Libero
Ellen Henry
Kassidi Warnock

By Height

6-2 Nikki Kinzer

6-1 Kaitlyn Burkett
Schylur Edelman
Kristin Martell

6-0 Megan Cyr
Kerra Schroeder
Rosie Steinhaus

5-11 Becah Fogle
Alex Penewell

5-10 Ellen Ribar

5-8 Sofia Lindroth

5-7 Kassidi Warnock

5-6 Ellen Henry

Alphabetical Roster

NO	PLAYER	POS	HT	YR	EXP	HOMETOWN (HS/Previous College)
22	Kaitlyn Burkett	S	6-1	Sr.	3L	Colorado Springs, Colo. (St. Mary's)
13	Megan Cyr	S	6-0	Fr.	RS	St. Andrews, Manitoba, Canada (Lord Selkirk)
2	Schylur Edelman	MB	6-1	Jr.	2L	Sterling, Colo. (Sterling)
21	Becah Fogle	OH	5-11	So.	1L	Leander, Texas (Vista Ridge)
23	Ellen Henry	DS	5-6	Jr.	2L	Long Beach, Calif. (Wilson)
8	Nikki Kinzer	MB	6-2	Fr.	HS	Colorado Springs, Colo. (Rampart)
3	Sofia Lindroth	OH	5-8	Jr.	TR	Edwards, Colo. (Battle Mountain)
7	Kristin Martell	MB	6-1	So.	RS/1L	The Woodlands, Texas (The Woodlands)
17	Alex Penewell	MB	5-11	So.	1L	Newport Beach, Calif. (Newport Harbor)
16	Ellen Ribar	S	5-10	Fr.	HS	Elmhurst, Ill. (York)
6	Kerra Schroeder	OH	6-0	Fr.	HS	San Diego, Calif. (Torrey Pines)
11	Rosie Steinhaus	OH	6-1	So.	RS/1L	Flagstaff, Ariz. (Flagstaff)
15	Kassidi Warnock	DS/L	5-7	Fr.	HS	Colorado Springs, Colo. (Liberty)

Numerical Roster

NO	PLAYER	POS	HT	YR	EXP	HOMETOWN (HS/Previous College)
2	Schylur Edelman	MB	6-1	Jr.	2L	Sterling, Colo. (Sterling)
3	Sofia Lindroth	OH	5-8	Jr.	TR	Edwards, Colo. (Battle Mountain)
6	Kerra Schroeder	OH	6-0	Fr.	HS	San Diego, Calif. (Torrey Pines)
7	Kristin Martell	MB	6-1	So.	RS/1L	The Woodlands, Texas (The Woodlands)
8	Nikki Kinzer	MB	6-2	Fr.	HS	Colorado Springs, Colo. (Rampart)
11	Rosie Steinhaus	OH	6-1	So.	RS/1L	Flagstaff, Ariz. (Flagstaff)
13	Megan Cyr	S	6-0	Fr.	RS	St. Andrews, Manitoba, Canada (Lord Selkirk)
15	Kassidi Warnock	DS/L	5-7	Fr.	HS	Colorado Springs, Colo. (Liberty)
16	Ellen Ribar	S	5-10	Fr.	HS	Elmhurst, Ill. (York)
17	Alex Penewell	MB	5-11	So.	1L	Newport Beach, Calif. (Newport Harbor)
21	Becah Fogle	OH	5-11	So.	1L	Leander, Texas (Vista Ridge)
22	Kaitlyn Burkett	S	6-1	Sr.	3L	Colorado Springs, Colo. (St. Mary's)
23	Ellen Henry	DS	5-6	Jr.	2L	Long Beach, Calif. (Wilson)

How The Buffs Were Built

Freshman Recruits

2006	Kaitlyn Burkett
2007	Schylur Edelman Kristin Martell Rosie Steinhaus

2008	Megan Cyr Becah Fogle
2009	Nikki Kinzer Kerra Schroeder

Walk-ons

2007	Ellen Henry
2008	Alex Penewell
2009	Sofia Lindroth Ellen Ribar Kassidi Warnock

Pronunciation Guide

Schylur Edelman	sky-LUR a-del-MAN
Ellen Ribar	REE-bar
Kerra Schroeder	Kara SCHRA-der
Rosie Steinhaus	Stein-HOUSE
Kassidi Warnock	Cass-id-DEE war-KNOCK

Buff Birthdays

Becah Fogle	January 26
Rosie Steinhaus	February 9
Kristin Martell	April 3
Nikki Kinzer	April 7
Kaitlyn Burkett	April 13
Sofia Lindroth	April 26
Alex Penewell	May 23
Megan Cyr	June 1
Schylur Edelman	June 28
Ellen Ribar	September 7
Kerra Schroeder	September 14
Kassidi Warnock	September 29
Ellen Henry	November 8

Club Teams

Name	Club
Burkett	Colorado Juniors
Cyr	Selkirk Royals
Edelman	Club One
Fogle	Austin Juniors
Henry	Cal Juniors
Kinzer	Colorado Juniors
Lindroth	Colorado Performance
Martell	Willowbrook
Penewell	Orange County
Ribar	Sports Performance
Schroeder	Coast
Steinhaus	Arizona Grand Canyon Juniors
Warnock	Pikes Peak

2009 BUFFALOES



KAITLYN BURKETT



6-1, Senior, Setter

22 Colorado Springs, Colo.
(St. Mary's)

Kritza on Burkett

Kaitlyn is our most experienced player on the floor. She will be called upon in both setting and hitting capacities and as the lone senior she will be expected to fill a much needed leadership role for this young team.

As a Junior in 2008

Burkett started all 29 matches and was one of only three Buffs to play in all 104 sets. She ranked sixth in the conference, averaging 9.96 assists per game. Burkett dished out 1,036 for the season, moving up to sixth on CU's career assists chart. She recorded 50 or

more assists in four matches, including a season-best 61 in a five-game win against Texas A&M (9/27). The 61 assists tied for the fourth-highest match total in conference play this season. Burkett's 43 assists in a 3-0 win against Oklahoma (11/26) tied for the second-highest total in a three-set conference match this season. She tallied seven assists-digs double-doubles on the season. Burkett recorded a career-high 15 digs at Iowa State (11/19) and also set a career-high by hitting 1.000 (5k-0e-5att) against No. 8 Florida (9/11). She was named to the Mississippi State Classic All-Tournament Team.

As a Sophomore in 2007

Burkett stepped into a starting role for the Buffs as a sophomore. She played in 108 games and started all 28 matches. Burkett ranked seventh in the league by averaging 11.90 assists per game. She handed out 1,285 on the year, which ranks 14th on CU's career chart. Burkett recorded 60 or more assists in five matches. She set a career-best of 66 in a four-game match against Texas Tech, helping the Buffs to a .344 attack percentage with 81 kills. She handed out 60 assists against Tulane (8/24), 60 versus Texas Tech (9/12), 61 against Baylor (9/19) and 62 against Kansas (11/10). Burkett also recorded a career-high 10 blocks against Iowa State (one solo, nine assists). She also notched career highs of 14 digs against Missouri (10/3) and eight kills against Texas Tech (11/3). Burkett became the first Buff since 2005 to serve up five aces in a match, just the 27th in the programs history. She was named to the All-State Sugar Bowl Classic and the CU Invite All-Tournament Teams.

As a Freshman in 2006

Burkett saw action in eight games her freshman campaign. She made her Colorado debut against No. 5 Florida (9/3). She recorded two kills, seven assists and hit 1.000 in one game. Burkett saw the most time against Central Connecticut State. She played two games and put up one kill, 17 assists, three digs and two block assists. On the season, she totaled five kills on nine errorless attempts to hit .556.

Burkett dished out 34 assists, picked up six digs and three block assists for 6.5 points on the season. .

High School

Burkett led the Pirates to a 21-9 record her senior season by compiling 368 kills, 379 digs and 319 assists. The four-year volleyball letterwinner was selected to the All-Colorado Team and the Class 3A State MVP by the *Rocky Mountain News* as a senior. She was also honored as the Small School Area MVP (*Colorado Springs Gazette*)



Burkett Honors

- 2007**
Big 12 Commissioner's Honor Roll – Spring & Fall
All-State Sugar Bowl Classic All-Tournament Team
Colorado Invitational All-Tournament Team
Academic All-Big 12 Second Team
- 2008**
Big 12 Commissioner's Honor Roll – Spring & Fall
Mississippi State Classic All-Tournament Team
Academic All-Big 12 Second Team
- 2009**
Big 12 Commissioner's Honor Roll – Spring

2008 Match-by-Match

Team (Date)	GP	K	E	TA	Pct.	Asst.	SA	SE	RE	Dig	BS	BA	BE	BHE	Pts.
vs. Troy (8/29)	3	2	1	7	.143	33	3	0	0	8	0	1	0	0	5.5
vs. Arkansas-Pine Bluff (8/30)	3	6	0	7	.857	26	1	0	0	4	0	1	0	0	7.5
at Mississippi State (8/30)	3	4	2	10	.200	23	1	1	0	12	0	1	0	0	5.5
vs. Arkansas-Little Rock (9/5)	4	2	1	7	.143	46	1	2	0	11	0	0	0	0	0.0
vs. Texas Southern (9/6)	3	2	0	4	.500	32	0	2	0	6	1	1	0	0	3.5
at Texas A&M Corpus Christi (9/6)	3	1	1	5	.000	33	0	0	0	9	0	2	0	0	2.0
COLORADO STATE (9/10)	4	3	2	9	.111	40	2	0	0	6	0	2	0	0	6.0
FLORIDA (9/11)	4	5	0	5	1.000	43	1	0	0	5	0	0	0	0	6.0
NORTH CAROLINA (9/13)	4	7	1	14	.429	42	0	0	0	11	1	4	0	0	10.0
*KANSAS (9/17)	5	5	0	15	.333	50	0	0	0	9	0	3	0	0	6.5
*at Kansas State (9/20)	3	1	0	2	.500	23	0	1	0	7	0	0	0	0	1.0
*TEXAS A&M (9/27)	5	2	1	5	.200	61	0	0	0	6	0	0	1	0	2.0
*at Baylor (10/1)	3	0	0	3	.000	12	1	2	0	4	0	0	0	0	1.0
*at Nebraska (10/4)	3	0	1	3	-.333	26	0	1	0	4	0	0	0	1	0.0
*TEXAS TECH (10/8)	3	5	0	7	.714	31	0	1	0	1	0	1	0	0	5.5
*TEXAS (10/11)	4	2	0	4	.500	48	1	2	0	6	1	1	0	0	4.5
*at Oklahoma (10/15)	3	1	0	3	.333	19	0	1	0	6	0	1	1	1	1.5
*IOWA STATE (10/18)	5	6	0	14	.429	56	0	0	0	8	0	3	0	0	7.5
*at Missouri (10/22)	3	3	1	5	.400	22	0	0	0	8	0	3	0	0	4.5
*at Texas Tech (10/25)	5	3	0	8	.375	46	0	2	0	14	0	3	1	0	4.5
*NEBRASKA (10/29)	4	6	1	10	.500	33	1	1	0	8	1	5	0	0	10.5
*at Kansas (11/5)	3	3	0	10	.300	30	0	0	0	4	0	4	0	0	5.0
*BAYLOR (11/8)	3	4	1	7	.429	26	0	0	0	9	0	1	0	0	4.5
*KANSAS STATE (11/12)	4	4	0	10	.400	43	0	0	0	13	0	1	0	0	4.5
*MISSOURI (11/15)	4	2	3	6	-.167	50	0	0	0	13	1	6	0	0	6.0
*at Iowa State (11/19)	4	2	2	8	.000	39	0	0	0	15	0	3	1	0	3.5
*at Texas A&M (11/22)	3	2	0	4	.500	33	0	1	0	6	0	0	1	1	2.0
*OKLAHAMA (11/26)	3	1	1	4	.000	43	0	0	0	8	1	2	0	1	3.0
*at Texas (11/29)	3	0	0	2	.000	27	1	0	0	4	0	1	0	0	1.5
TOTALS	104	84	19	198	.328	1036	13	17	0	225	7	53	6	4	4130.5
TOTALS - Big 12	73	52	11	130	.315	718	4	14	0	153	4	38	5	4	79.0

2009 BUFFALOES



PLAYERS

in 2005. Burkett was named First Team All-State, First Team All-State Tournament (3A) Team, First Team All-Area (*Colorado Springs Gazette*) and all-conference her sophomore through senior seasons. She was the Tri-Peaks East League's Player of the Year in 2004 and 2005. Burkett also played for the Colorado Juniors. In 2005, her team won the USAV National 17's Tournament and Burkett was named the MVP of the tournament and All-Region. Her team took third in the national tournament in 2003 and she was named to the all-tournament team. Burkett also earned four letters in basketball and was coached by her father, Mike.

Personal

Born Kaitlyn Ann Burkett on April 13, 1988 in Colorado Springs, Colo. She is the daughter of Michael and Erin Burkett. Michael played basketball at Southern Colorado State College (now CSU-Pueblo). She has an older brother Kyle and an older sister Kelsey who owns the Colorado State high school record for digs in a season. The biggest moment of her playing career was playing varsity volleyball and basketball as a freshman with her older sister. She lists her hobbies as music and travel. Burkett was also recruited by Arizona, California, San Diego, Pepperdine, Hawai'i, Washington, Penn State, Kansas State and Tulane.

Academics

Burkett is a communications major at Colorado and is also pursuing an education license to teach elementary school. She was a member of the honor roll all four years in high school and has been on the Big 12 Commissioner's Honor Roll five times. Burkett was named to the Academic All-Big 12 second team as a sophomore and a junior and carries a 3.013 GPA heading into her senior year.



Career Highs

Kills

8 vs. TTU (11/3/07)

Attacks

16 at TTU (9/12/07), vs. TTU (11/3/07)

Att Pct.

1.000 (5k-0e-5att) vs. Florida (9/11/08)

Assists

66 vs. TTU (11/3/07)

Aces

5 at BU (10/20/07)

Digs

15 at ISU (11/19/08)

Blocks

10 vs. ISU (10/17/07)

Points

13.0 vs. TTU (11/3/07)

Getting to know Kaitlyn Burkett

My favorite thing about Colorado Volleyball is:
My Teammates

Favorite motivational saying or expression:
ALL OUT BALL OUT

Best moment from your 2008-09 season:
Beating Nebraska

When I am in Coors, I think: Game time

Favorite thing to do in Boulder: Cruise the streets with Ellen Henry

My favorite pump-me-up song is: "Sail Away" by Enya

"Must See" TV for me is: One Tree Hill, Nash Bridges and Friday Night Lights

My teammates would say I am: Crazy

The three things I have to pack for a road trip: iPod, Cell Phone and Toothbrush

My goofy superstition is: Having a dance off with Martell

Sport that I would like to try other than volleyball: Pole Vaulting

When I am not playing volleyball I'm most likely: Sleeping

Best talent not related to volleyball: Singing

Favorite story about a teammate or yourself with your teammates: Team bonding activities

Favorite restaurant: Zan Mai

Favorite musician: O.A.R.

Last book I read: My Sister's Keeper

Favorite candy or snack: Popcorn

I would most like to travel to: Italy

Favorite movie: Love and Basketball

If I could meet any famous person it would be: Bob Saget and Rob Thomas

My most memorable moment in sports: Winning Nationals (club)

Favorite website: www.dictionary.com

Favorite volleyball road trip: Lubbock and Austin

Hobbies: Sports, Music, Friends, Family and Scare Tactics with Megan Cyr

My favorite class at CU is: Creative Technology

My hero is: My parents, brother and sister

Advice to young athletes: Have Fun and Work Hard!

Burkett's Season Stat Lines

Overall	MP-MS	GP	K	E	TA	Pct.	KPG	Ast.	APG	SA	Dig	DPG	BS	BA	TB	BPG	Pts.	+/-
2006-Fr.	7-0	8	5	0	9	.556	0.62	34	4.25	0	6	0.75	0	3	3	0.38	6.5	6.5
2007-So.	28-28	108	88	21	244	.275	0.81	1285	11.90	20	170	1.57	9	52	61	0.56	143.0	47
2008-Jr.	29-29	104	84	19	198	.328	0.81	1036	9.96	13	225	2.16	7	53	60	0.58	130.5	84.5
Total	64-57	220	177	40	451	.304	0.80	2355	10.70	33	401	1.82	16	108	124	0.56	280.0	138
Big 12	MP-MS	GP	K	E	TA	Pct.	KPG	Ast.	APG	SA	Dig	DPG	BS	BA	TB	BPG	Pts.	+/-
2006-Fr.	4-0	4	0	0	0	.000	0.00	3	0.75	0	0	0.00	0	0	0	0.00	0.0	0
2007-So.	20-20	81	68	17	197	.259	0.84	944	11.64	12	129	1.59	9	41	50	0.62	109.5	39.5
2008-Jr.	20-20	73	52	11	130	.315	0.71	718	9.84	4	153	2.10	4	38	42	0.58	79.0	45.0
Total	44-40	158	120	28	327	.281	0.76	1665	10.54	16	282	1.78	13	79	92	0.58	188.5	84.5

2009 BUFFALOES



SCHYLUR EDELMAN



6-1, Junior, Middle Blocker

2 Sterling, Colo.
(Sterling)

Kritza on Edelman

Schylur will be called upon as one of the most experienced players on the roster. We will need her to produce both offensively and defensively for us. In addition her competitive experience will lend itself to some much needed experience for this young team.

As a sophomore in 2008

Edelman started in all 29 matches for the Buffs and appeared in all but one set during the 2008 season.

She led CU in blocking for the second straight season

and ranked eighth in the Big 12, averaging 0.97 per set. Her 100 blocks for the year advanced her to a tie for 22nd on CU's career blocks chart and made her the first Buffs since 2002 to record 100 or more in consecutive seasons. Edelman put up a season-high nine blocks (one solo and eight assists) against Iowa State (10/18). One of Edelman's finest performances of the season came against in-state rival No. 21 Colorado State (9/10). She matched a career-high with 13 kills and set a career-high with 17.5 points, and recorded eight blocks. Edelman hit a career-best .636 at Texas A&M-Corpus Christi (9/6) with nine kills on 11 swings and only two errors.

As a freshman in 2007

Edelman was CU's top middle blocker in 2007. She became the first Buff in four years to put up more than 10 blocks in a match and she did it twice. Edelman recorded 12 block assists against Kansas State (9/22). The 12 block performance ranked eighth in the Big 12. She did it again against Iowa State (10/17) with two block solos and nine block assists, which ranked 10th in the league. Edelman hit .500 against Texas Tech (11/3) with 13 kills on 22 swings with just two errors. Her season high was 15 kills against Texas A&M (11/12). Edelman averaged 1.04 blocks per game in Big 12 matches and 1.02 on the year. She became the first Buff to average more than 1.00 blocks per game since 2002.

Edelman Honors

NCAA Student-Athlete
Development Conference

High School

Edelman was a two-time All-Colorado First Team selection by the Rocky Mountain News. As a junior, she was even named the RMN 4A Player of the Year and a prevolleyball.com All-American. Edelman was a three-time All-Northern League selection as well. As a senior,

2008 Match-by-Match

Team (Date)	GP	K	E	TA	Pct.	Ast.	SA	SE	RE	Dig	BS	BA	BE	BHE	Pts.
vs. Troy (8/29)	3	4	1	7	.479	3	0	1	0	2	0	3	0	0	5.5
vs. Arkansas-Pine Bluff (8/30)	3	3	1	7	.286	1	2	0	0	3	0	0	0	0	5.0
at Mississippi State (8/30)	3	8	1	12	.583	0	1	2	0	2	0	4	0	0	11.0
vs. Arkansas-Little Rock (9/5)	4	3	5	18	-.111	1	0	0	1	5	0	1	0	0	3.5
vs. Texas Southern (9/6)	3	4	1	12	.250	0	0	0	0	1	1	5	0	0	7.5
at Texas A&M Corpus Christi (9/6)	3	9	2	11	.636	0	0	0	0	4	1	3	0	0	11.5
COLORADO STATE (9/10)	4	13	8	28	.179	0	0	0	0	2	1	7	0	0	17.5
FLORIDA (9/11)	4	4	3	10	.100	1	0	1	0	1	0	2	0	0	5.0
NORTH CAROLINA (9/13)	4	12	2	24	.417	0	0	0	0	3	0	4	0	0	14.0
*KANSAS (9/17)	5	9	3	22	.273	0	0	0	0	3	0	5	0	0	11.5
*at Kansas State (9/20)	3	5	1	10	.400	1	0	0	0	0	0	1	0	0	5.5
*TEXAS A&M (9/27)	5	4	3	15	.067	0	1	1	0	0	0	3	0	0	6.5
*at Baylor (10/1)	2	1	2	7	-.143	0	0	0	0	0	0	0	0	0	1.0
*at Nebraska (10/4)	3	4	3	11	.091	0	0	1	0	1	1	2	0	0	6.0
*TEXAS TECH (10/8)	3	7	1	13	.462	0	0	1	0	2	0	3	0	0	8.5
*TEXAS (10/11)	4	5	2	15	.200	1	0	0	0	1	1	2	1	0	7.0
*at Oklahoma (10/15)	3	4	1	13	.231	0	0	0	0	0	0	2	0	0	5.0
*IOWA STATE (10/18)	5	11	4	30	.233	0	0	0	0	4	1	8	1	0	16.0
*at Missouri (10/22)	3	6	2	17	.235	0	0	1	0	2	1	6	0	0	10.0
*at Texas Tech (10/25)	5	6	3	11	.273	3	1	0	0	5	0	3	1	0	8.5
*NEBRASKA (10/29)	4	4	1	14	.214	1	0	0	0	0	1	5	0	0	7.5
*at Kansas (11/5)	3	4	3	15	.067	0	0	0	0	1	0	2	0	0	5.0
*BAYLOR (11/8)	3	5	3	13	.154	0	0	2	0	0	1	2	0	0	7.0
*KANSAS STATE (11/12)	4	11	7	22	.182	1	0	1	0	1	1	4	0	0	14.0
*MISSOURI (11/15)	4	9	3	31	.194	1	0	1	0	4	1	4	0	0	12.0
*at Iowa State (11/19)	4	7	3	12	.333	1	0	1	0	4	2	4	0	0	11.0
*at Texas A&M (11/22)	3	8	2	16	.375	0	0	2	0	3	0	0	0	1	8.0
*OKLAHOMA (11/26)	3	10	1	21	.429	0	0	1	0	1	0	1	0	0	10.5
*at Texas (11/29)	3	4	4	17	.000	0	0	1	0	0	0	1	0	0	4.5
TOTALS	103	184	76	454	.238	15	5	17	1	55	13	87	3	12	45.5
TOTALS - Big 12	72	124	52	325	.222	9	2	13	0	32	10	58	3	11	65.0

2009 BUFFALOES



PLAYERS

she broke the school record for aces in a single season with 96 as she helped the Tigers to a 27-3 overall record and a third place finish at the state tournament. The Tigers won the state 4A championship the previous season with an undefeated record of 31-0. Both seasons she helped the team to its conference and regional titles. Edelman also played basketball in high school. She helped SHS to a championship in 2005 with a 27-1 record. As a senior she was an All-American, as well as all-conference and all-state.

Personal

Born Schylur Marie Edelman on June, 28, 1989 in Sterling, Colo., to parents Tom and Diana Edelman. She has a younger brother, Mike. Edelman lists her hobbies as working out, riding horses and riding four-wheelers. She has participated in the rodeo and her family has two horses. Edelman was also recruited by St. Mary's (Calif.), Nebraska and UNLV.

Academics

Edelman is majoring in business at Colorado and is also interested in marketing and advertising. She is a member of the National Honor Society and has earned academic letters in high school. Edelman represented CU at the NCAA Student-Athlete Development Conference in May of 2009.

Getting to know Schylur Edelman

My favorite thing about Colorado Volleyball is: my teammates

Favorite motivational saying or expression: Some succeed because they are destined. Some succeed because they are determined.— Unknown

Best moment from your 2008-09 season: Beating Nebraska

When I am in Coors, I think: It's time to work out

Favorite thing to do in Boulder: Hang out with my friends

If you could pick one reality TV show to be on, what would it be and why?: Wipeout because it's hilarious

My favorite pump-me-up song is: Depends on my mood, usually "Undead" by Hollywood Undead

"Must See" TV for me is: CSI: Miami

My teammates would say I am: Crazy

The three things I have to pack for a road trip: My iPod, my U.S. Ski Team sweatshirt and my phone

Sport that I would like to try other than volleyball: Equestrian

When I am not playing volleyball I'm most likely: Hanging out with Eric

Best talent not related to volleyball: Riding Horses

Favorite restaurant: Chipotle

Favorite musician: Mayday Parade

Last book I read: My management textbook

Favorite candy or snack: Mountain Dew

I would most like to travel to: New Zealand

Favorite movie: Iron Man

If I could meet any famous person it would be: Chauncey Billups

My most memorable moment in sports: Beating Taggart and Aj in 2 on 2 with Eric.

Favorite website: cnn.com

Favorite volleyball road trip: Anywhere we get to take the charter jet

Hobbies: Riding Horses and 4-Wheelers

My plans for after graduation are: Try to find a job in the current economic condition

My favorite class at CU is: My management classes

Advice to young athletes: Train hard and do what makes you happy

Career Highs

Kills

13 vs. TTU (11/3/07), vs. CSU (9/10/08)

Attacks

43 vs. BU (10/20/07)

Att Pct.

.636 vs. Texas A&M-Corpus Christi (9/6/08)

Assists

3 vs. Troy (8/29/08), at TTU (10/25/08)

Aces

2, four times, last at Arkansas-Pine Bluff (8/30/08)

Digs

5, three times, last vs. Arkansas-Little Rock (9/5/08)

Blocks

12 vs. KSU (9/22/07)

Points

17.5 vs. Colorado State (9/10/08)



Edelman's Season Stat Lines

Overall	MP-MS	GP	K	E	TA	Pct.	KPG	Ast.	APG	SA	Dig	DPG	BS	BA	TB	BPG	Pts.	+/-
2007-Fr.	27-26	105	219	93	35	.200	2.09	7	0.07	8	45	0.46	13	94	107	1.02	287.0	174.0
2008-So.	29-29	103	184	76	454	.238	1.79	15	0.15	5	55	0.53	13	87	100	0.97	245.5	136.5
Total	56-55	208	403	169	989	.237	1.94	22	0.11	13	103	0.50	26	181	207	1.00	532.5	310.5
Big 12	MP-MS	GP	K	E	TA	Pct.	KPG	Ast.	APG	SA	Dig	DPG	BS	BA	TB	BPG	Pts.	+/-
2007-Fr.	20-19	81	178	76	441	.231	2.20	5	0.06	8	42	0.52	9	75	84	1.04	232.5	137.5
2008-So.	20-20	72	124	52	325	.222	1.72	9	0.12	2	32	0.44	10	58	68	0.94	165.0	86.0
Total	40-39	160	302	128	766	.228	1.89	14	0.09	10	74	0.46	19	133	152	0.95	397.5	223.5



2009 BUFFALOES

PLAYERS



ELLEN HENRY



5-6, Junior, Defensive Specialist

23 Long Beach, Calif.
(Wilson)

Kritza on Henry

Ellen is a very high energy player who has the capacity to play an important role in this team's success in both the libero or defensive specialist position.

As a sophomore in 2008

Henry played in 23 sets over 12 matches for Colorado, including one start. She saw her most action against No. 3 Texas (10/11) recording a season-high six digs. Henry also recorded a .963 reception percentage with

just one error on 27 receptions in the match. On the season, Henry only mishandled four serves for a .942 reception percentage.

As a freshman in 2007

Henry played in 26 matches, starting in 10. She was one of CU's most consistent passers and played an important part in the back row. Henry picked up a career-high 14 digs against Baylor (10/20). She averaged 1.53 digs per game and ranked fifth on the team. Henry also had seven assists and three aces on the year.

High School

Henry high school team won the 2004, 05, 06 and 07 CIF Moore League Championships. As a junior, her 2005 Cal Juniors squad won the junior Olympics. Henry earned several awards as a senior. She was named to the All-Moore League first team, Varsity Moore League Champs and the All-Moore League Best Defensive Player. She served as the captain in 2005 and 06. In 2004, she was named the Wilson Junior Varsity MVP.



Personal

Born Ellen Kathleen Henry on November 8, 1988 in Long Beach, Calif. Her parents are Tom DiLeo and Christy Henry DiLeo. Her father played football at UCSB and at Cal State Northridge. Her uncle Mike Henry played football at USC and with the Philadelphia Eagles and LA Rams. He is in the USC Hall of Fame. Henry has a younger brother, Michael. Her hobbies are snowboarding and beach volleyball. Henry loves to cook and has over 200 cousins.

Academics

Henry is an open major at Colorado but is interested in communications. She was a scholar athlete in high school, earning a better than 3.5 GPA and a 2006 Scholar Athlete Award and was also a member of the honor roll.



2008 Match-by-Match

Team (Date)	GP	K	E	TA	Pct.	Ast.	SA	SE	RE	Dig	BS	BA	BE	BHE	Pts.
COLORADO STATE (9/10)	1	0	0	0	.000	0	0	0	0	0	0	0	0	0	0.0
*TEXAS (10/11)	4	0	0	0	.000	1	0	0	1	6	0	0	0	0	0.0
*at Oklahoma (10/15)	3	0	1	1	-1.000	1	0	1	1	4	0	0	0	1	0.0
*at Texas Tech (10/25)	1	0	0	0	.000	0	0	0	0	0	0	0	0	0	0.0
*at Kansas (11/5)	3	0	0	0	.000	0	0	0	1	0	0	0	0	0	0.0
*BAYLOR (11/8)	3	0	0	0	.000	2	0	0	0	1	0	0	0	0	0.0
*KANSAS STATE (11/12)	2	0	0	0	.000	0	0	0	0	2	0	0	0	0	0.0
*MISSOURI (11/15)	1	0	0	0	.000	0	0	0	0	0	0	0	0	0	0.0
*at Iowa State (11/19)	1	0	0	0	.000	0	0	0	0	2	0	0	0	0	0.0
*at Texas A&M (11/22)	1	0	0	0	.000	0	0	0	0	0	0	0	0	0	0.0
*at Texas (11/29)	3	0	0	0	.000	0	0	0	1	0	0	0	0	0	0.0
TOTALS	23	0	1	1	-1.000	4	0	1	4	15	0	0	0	1	0.0
TOTALS - Big 12	22	0	1	1	-1.000	4	0	1	4	15	0	0	0	1	0.0

2009 BUFFALOES



PLAYERS

Career Highs

Assists


2 vs. BU (11/8/08)

Aces

1, three times, last vs. ISU
(10/17/07)

Digs

14 at BU (10/20/07)



Getting to know Ellen Henry

My favorite thing about Colorado Volleyball is: my teammates

Favorite motivational saying or expression: all out ball out

Best moment from your 2008-09 season: beating Nebraska at home

When I am in Coors, I think: its game time

Favorite thing to do in Boulder: pumpkin run, water sliding, camping, sledding

If you could pick one reality TV show to be on, what would it be and why?: Top Chef because I want to become a chef and own my own restaurant

My favorite pump-me-up song is: I'm Shipping up To Boston by the Dropkick Murphys

"Must See" TV for me is: any sports games, especially the Lakers

My teammates would say I am: Out of control, out spoken, protective

The three things I have to pack for a road trip: toothbrush, cell phone, retainer

My goofy superstition is: we have to stand in a specific order on the sideline, it cannot be changed

Sport that I would like to try other than volleyball: boxing

When I am not playing volleyball I'm most likely: relaxing, or competing in thumb war championships

Best talent not related to volleyball: dancing

Favorite restaurant: I Love Sushi or Zan Mai

Favorite musician: Kings of Leon, Lyyke Li

Last book I read: Eclipse

Favorite candy or snack: Triscuits with garden vegetable cream cheese

I would most like to travel to: Greece or New Zealand

Favorite movie: Love and Basketball, Forgetting Sarah Marshall

If I could meet any famous person it would be: Rob Pattinson, Kobe Bryant and the Lakers, Dwyane Wade

My most memorable moment in sports: When I started in my first college game against Tulane and passed a 3 off the first serve

Favorite website: www.weather.com, www.textsfromlastnight.com

Favorite volleyball road trip: Lubbock, Texas

Hobbies: napping, eating, snowboarding, beach volleyball, cooking, shopping

My plans for after graduation are: make money

My favorite class at CU is: acting for non majors

My hero is: my mother

Advice to young athletes: dream big

Henry's Season Stat Lines

Overall	MP-MS	GP	K	E	TA	Pct.	KPG	Ast.	APG	SA	Dig	DPG	BS	BA	TB	BPG	Pts.	+/-
2007-Fr.	26-10	86	0	0	0	.000	0.00	7	0.09	3	124	1.53	0	0	0	0.00	3.0	-33.0
2008-So.	12-1	23	0	1	1	-1.000	0.00	4	0.17	0	15	0.65	0	0	0	0.00	0.0	-7.0
Total	38-11	109	0	1	1	-1.000	0.00	11	0.10	3	147	1.35	0	0	0	0.00	3.0	-40.0
Big 12	MP-MS	GP	K	E	TA	Pct.	KPG	Ast.	APG	SA	Dig	DPG	BS	BA	TB	BPG	Pts.	+/-
2007-Fr.	18-5	58	0	0	0	.000	0.00	4	0.07	3	92	1.59	0	0	0	0.00	3.0	-23.0
2008-So.	10-1	22	0	1	1	-1.000	0.00	4	0.18	0	15	0.68	0	0	0	0.00	0.0	-7.0
Total	29-6	80	0	1	1	-1.000	0.00	8	0.10	3	107	1.34	0	0	0	0.00	3.0	-30.0



2009 BUFFALOES

PLAYERS



BECAH FOGLE



5-11, Sophomore, Outside Hitter

21 Leander, Texas
(Vista Ridge)

Kritza on Fogle

Becah is adapting well to the new system and is carving out a role for herself as she improves her ball control. She will be expected to carry some of the offensive load for this team.

As a freshman in 2008

Fogle played in four matches (five games) for the Buffs. She made her collegiate debut against No. 8 Florida (9/11). Fogle recorded her first career point

with a kill versus Iowa State (10/18). She also picked up a dig against North Carolina (9/13) and Baylor (11/8).

High School

Fogle recorded 387 kills and 355 digs as a senior, helping the VRHS Rangers to a 25-11 record and an Area/District Championship. Fogle was named to the Prep Volleyball Top 150 and was selected as the Hill Country News MVP. She was named to the Lone Star Volleyball All-State honorable mention and Texas Sports Writer's All-State honorable mention teams. Fogle was also named to the Hill Country News Dazzlin Dozen as a senior and junior. As a junior, her team was the state runner-up and finished with a 31-8 record. Fogle recorded 324 kills. She tallied 281 kills her sophomore season and helped her team to an impressive 31-3 record. The Rangers won the district championship that season.



Personal

Rebecah Joan Fogle was born on January 26, 1990 in Dallas, Texas. She is the daughter of Michael and Brenda Fogle. She has two brothers (Joshua and Johnathan) and a sister, Cameron. Fogle lists her main goal in life as helping people and during the summer of 2009 she came upon a biker near Dal Ward Athletic Center who had crashed and was unconscious. Fogle immediately called 911 to assist the biker who was able to recover from the spill.

Academics

Fogle is an open major at Colorado but would like to work with people in whatever major she decides. She was named to the academic all-district team her freshman through senior years in high school.

2008 Match-by-Match

Team (Date)	GP	K	E	TA	Pct.	Ast.	SA	SE	RE	Dig	BS	BA	BE	BHE	Pts.
FLORIDA (9/11)	1	0	0	1	.000	0	0	0	0	0	0	0	0	0	0.0
NORTH CAROLINA (9/13)	1	0	1	4	-.250	0	0	0	0	1	0	0	0	0	0.0
*IOWA STATE (10/18)	2	1	0	4	.250	0	0	0	0	0	0	0	0	0	1.0
*BAYLOR (11/8)	1	0	0	2	.000	0	0	0	0	1	0	0	0	0	0.0
TOTALS	5	1	1	11	.000	0	0	0	0	2	0	0	0	0	1.0
TOTALS - Big 12	3	1	0	6	.167	0	0	0	0	1	0	0	0	0	1.0

2009 BUFFALOES



PLAYERS

Career Highs

Kills

1 vs. Iowa State (10/22/08)

Attacks

4 vs. Iowa State (10/22/08), vs. North Carolina (9/13/08)

Att Pct.

.250 vs. Iowa State (10/22/08)

Digs

1 vs. North Carolina (9/13/08), vs. BU (11/8/08)

Points

1 vs. Iowa State (10/22/08)



Getting to know Becah Fogle

My favorite thing about Colorado Volleyball is:
My teammates and the competition

Favorite motivational saying or expression:
Just do it - Nike

Best moment from your 2008-09 season:
Beating Nebraska

When I am in Coors, I think: Time to work hard

Favorite thing to do in Boulder: It's a toss-up between tubing and hiking

If you could pick one reality TV show to be on, what would it be and why?: Real World, it seems the most "real"

My favorite pump-me-up song is: Believe by Cher!

"Must See" TV for me is: Daisy of Love!

My teammates would say I am: Weird

The three things I have to pack for a road trip:
Clothes, snacks, money

My goofy superstition is: I have to check all doors to make sure they're locked before I can sleep

Sport that I would like to try other than volleyball: Rugby

When I am not playing volleyball I'm most likely: Hanging out with my pals

Favorite restaurant: It's in Texas, Jardin Corona

Favorite musician: Amy Lee

Favorite candy or snack: Laughing cow swiss cheese

I would most like to travel to: Europe

Favorite movie: Toss-up between Little Miss Sunshine, Pulp Fiction and Garden State

If I could meet any famous person it would be: Bob Marley

My most memorable moment in sports: When I went to state in '06

Favorite volleyball road trip: Any of them...they're all fun

Hobbies: Being active...listening to music

My plans for after graduation are: to travel

My hero is: My dad

Advice to young athletes: Go with your gut feeling

Fogle's Season Stat Lines

Overall	MP-MS	GP	K	E	TA	Pct.	KPG	Ast.	APG	SA	Dig	DPG	BS	BA	TB	BPG	Pts.	+/-
2008-Fr.	4-0	5	1	1	11	.000	0.20	0	0.00	0	2	0.40	0	0	0	0.00	1.0	0.0
Big 12	MP-MS	GP	K	E	TA	Pct.	KPG	Ast.	APG	SA	Dig	DPG	BS	BA	TB	BPG	Pts.	+/-
2008-Fr.	3-0	4	1	1	10	.000	0.25	0	0.00	0	2	0.40	0	0	0	0.00	1.0	1.0



2009 BUFFALOES

PLAYERS



KRISTIN MARTELL



6-1, Sophomore, Middle Blocker

7

The Woodlands, Texas
(The Woodlands)

Kritza on Martell

Kristin will play an important but different role for this program as a student assistant coach.

As a freshman in 2008

Martell saw time in five sets over four matches for the Buffs. She made her collegiate debut at Baylor (10/11).

As a freshman in 2007

Redshirt. Did not compete.

High School

A three-time letterwinner for the Highlanders, Martell was named the Moutgomery Country Co-Offensive Player of the Year as a senior. That same year, she was named the TWHS most valuable player, District 14-5A Offensive Player of the Year and earned special recognition on the All-Texas Team. Martell was also named to the 2007 Lonestar Volleyball All-Texas team. As a junior, she led her team to victory over Austin Bowie, the top-ranked team in Texas. Martell was named the Houston Chronicle Female Athlete of the Week on two separate occasions. She was also named the District 14-5A Best Blocker, TWHS Offensive Player of the Year and the Montgomery Country Player of the Year. As a sophomore, she was an honorable mention selection to the 14-5A team. Martell also earned a letter in track as she competed in the high jump and 800-meter run.

Personal



Born Kristin Marie Martell on April 3, 1989 in College Station, Texas. Her parents are Randy Martell and Kelly Woomer of The Woodlands, Texas. She has one older brother, Justin. Martell lists her hobbies as water and snow sports. She was also recruited by SMU, Baylor, Hawai'i, UT-San Antonio, Kansas, Auburn, Miami, Florida State, New Mexico State, LSU and CSU. Martell chose Colorado for the coaches and because it is a home away from home.

Academics

Martell is an English major at Colorado and is also interested in veterinary science.



2008 Match-by-Match

Team (Date)	GP	K	E	TA	Pct.	Ast.	SA	SE	RE	Dig	BS	BA	BE	BHE	Pts.
*at Baylor (10/1)	1	0	0	0	.000	0	0	0	0	0	0	0	0	0	0.0
*TEXAS TECH (10/8)	1	0	0	0	.000	0	0	0	0	0	0	0	0	0	0.0
*at Oklahoma (10/15)	1	0	0	0	.000	0	0	0	0	0	0	0	0	0	0.0
MISSOURI (11/15)	1	0	0	0	.000	0	0	0	0	0	0	0	0	0	0.0
*at Iowa State (11/19)	1	0	0	0	.000	0	0	0	0	0	0	0	0	0	0.0
TOTALS	5	0	0	0	.000	0	0	0	0	0	0	0	0	0	0.0
TOTALS - Big 12	5	0	0	0	.000	0	0	0	0	0	0	0	0	0	0.0

2009 BUFFALOES



PLAYERS



Getting to know Kristin Martell

My favorite thing about Colorado Volleyball is: the girls on the team

Favorite motivational saying or expression: I firmly believe that any woman's finest hour, the greatest fulfillment of all that she holds dear, is that moment when she has worked his heart out in a good cause and lies exhausted on the court - victorious. —Coach Madison (my high school coach); Vince Lombardi

Best moment from your 2008-09 season: beating Nebraska

When I am in Coors, I think: Let's do this

Favorite thing to do in Boulder: Play sand volleyball

"Must See" TV for me is: House

My teammates would say I am: Mellow

The three things I have to pack for a road trip: my best friend, my favorite CD, and my pillow

My goofy superstition is: If a black cat crosses the road I have to turn around and go the other way

Sport that I would like to try other than volleyball: wally ball

When I am not playing volleyball I'm most likely: eating or studying

Favorite restaurant: Any Mexican food restaurant with queso

Favorite musician: Martina McBride

Last book I read: Pride and Prejudice by Jane Austen

Favorite candy or snack: chocolate

I would most like to travel to: Greece

Favorite movie: How to Lose a Guy in 10 Days

If I could meet any famous person it would be: Martina McBride

My most memorable moment in sports: When my high school team beat the number one team in the state my Junior year

Favorite website: facebook.com

Favorite volleyball road trip: going to Chicago with my club team

Hobbies: cooking, any sport, traveling

My plans for after graduation are: Go to vet school

My favorite class at CU is: Any Literature class

My hero is: my mom

Advice to young athletes: Work hard on the court AND in the classroom

Martell's Season Stat Lines

Overall	MP-MS	GP	K	E	TA	Pct.	KPG	Ast.	APG	SA	Dig	DPG	BS	BA	TB	BPG	Pts.	+/-
2007 – Fr.	DNC – INJ																	
2008 – RFr.	5-0	5	0	0	0	.000	0.00	0	0.00	0	0	0.00	0	0	0	0.00	0.0	0.0
Totals	5-0	5	0	0	0	.000	0.00	0	0.00	0	0	0.00	0	0	0	0.00	0.0	0.0
Big 12	MP-MS	GP	K	E	TA	Pct.	KPG	Ast.	APG	SA	Dig	DPG	BS	BA	TB	BPG	Pts.	+/-
2007 – Fr.	DNC – INJ																	
2008 – RFr.	5-0	5	0	0	0	.000	0.00	0	0.00	0	0	0.00	0	0	0	0.00	0.0	0.0
Totals	5-0	5	0	0	0	.000	0.00	0	0.00	0	0	0.00	0	0	0	0.00	0.0	0.0

2009 BUFFALOES



ALEX PENEWELL



5-11, Sophomore, Middle Blocker

17 Newport Beach, Calif.
(Newport Harbor)

Kritza on Penewell

Alex has a mature approach to the game and provides a valuable depth and has a team first attitude that will prove very important throughout the season.

As a freshman in 2008

Penewell played in 12 matches and earned four starts. She made her debut against Arkansas-Pine Bluff (8/30) and recorded four kills on 10 attacks with one error to hit .300. Penewell made her first career start

replacing an injured Lauren Schaefer against Kansas (9/17), and made the most of the opportunity. She led CU with 14 kills, a .600 hitting percentage, eight block assists, and 18.0 points (all career-highs), propelling the team to a 3-2 victory. Three times on the season Penewell posted eight blocks in a match (Iowa State, 10/18; at Texas Tech, 10/25). She averaged 1.14 blocks per set.



High School

Penewell played for the Newport Harbor Sailors and earned two letters. Her senior year the Sailors recorded a 25-4 record. She tallied 207 kills and 57 blocks. As a senior, she was named to the Durango Classic All-Tournament Team and was named the Daily Pilot Athlete of the Week. At the close of the season she was named to the All-Sunset League First Team, Daily Pilot Dream Team and All-Orange County team. NHHS won the Sunset League Championship in 2007 and 06. Penewell's freshman and sophomore teams were the Sea View League Champions.

Personal

Penewell was born on May 23, 1990. She is the daughter of Robert and Renee Penewell. She has one older brother, Hunter. Penewell enjoys playing beach volleyball. She also enjoys Pilates, as her mother is a Pilates instructor.

Academics

Penewell is an open major at Colorado.

Penewell's Honors

2008

Big 12 Commissioner's Honor Roll -Fall

2008 Match-by-Match

Team (Date)	GP	K	E	TA	Pct.	Ast.	SA	SE	RE	Dig	BS	BA	BE	BHE	Pts.
vs. Arkansas-Pine Bluff (8/30)	2	4	1	10	.300	1	0	0	0	1	0	1	0	0	4.5
vs. Arkansas-Little Rock (9/5)	1	0	0	1	.000	0	2	0	0	2	0	1	0	0	2.5
vs. Texas Southern (9/6)	2	3	1	6	.333	0	2	0	0	2	0	0	0	0	5.0
*KANSAS (9/17)	5	14	2	20	.600	0	0	0	0	0	0	8	0	0	18.0
*TEXAS A&M (9/27)	1	0	1	2	-.500	0	0	0	0	0	0	0	0	0	0.0
*at Baylor (10/1)	2	3	2	6	.167	0	0	0	0	2	0	2	0	0	4.0
*at Oklahoma (10/15)	1	0	1	1	-1.000	0	0	0	0	0	0	0	0	0	0.0
*IOWA STATE (10/18)	5	10	1	18	.500	0	0	0	0	0	0	8	1	0	14.0
*at Missouri (10/22)	3	3	5	20	-.100	0	0	0	0	0	0	3	0	0	4.5
*at Texas Tech (10/25)	5	5	2	11	.273	1	0	0	0	2	2	6	0	0	10.0
*at Kansas (11/5)	1	0	1	1	-1.000	0	0	0	0	0	0	0	0	0	0.0
*at Texas A&M (11/22)	1	0	0	4	.000	0	0	0	0	0	0	2	0	0	1.0
TOTALS	29	42	17	100	.250	2	4	0	0	9	2	31	1	0	63.5
TOTALS - Big 12	24	35	15	83	.241	1	0	0	0	4	2	29	1	0	51.5

2009 BUFFALOES



PLAYERS

Career Highs

Kills

14 vs. Kansas (9/17/08)

Attacks

20 vs. Kansas (9/17/08), vs. MU (10/22/08)

Att Pct.

.600 vs. Kansas (9/17/08)

Assists

1 at Texas Tech (10/25/08), vs. Arkansas-Pine Bluff (8/30/08)

Aces

2, two times, last vs. Texas Southern (9/6/08)

Digs

2, four times, last at Texas Tech (10/25/08)

Blocks

8, three times, last at Texas Tech (10/25/08)

Points

18.0 vs. Kansas (9/17/08)



Getting to know Alex Penewell

My favorite thing about Colorado Volleyball is: All the cool places we get to travel to for competition

Favorite motivational saying or expression:

"Things turn out best for people who make the best of the way things turn out." - John Wooden

Best moment from your 2008-09 season: Playing against Kansas in our first Big 12 match

When I am in Coors, I think: About volleyball

Favorite thing to do in Boulder: Anything outdoors

If you could pick one reality TV show to be on, what would it be and why?: So You think You Can Dance, because I think I can dance

My favorite pump-me-up song is: Let the Bodies Hit the Floor- by Girl Talk

"Must See" TV for me is: Entourage and Gossip Girl

My teammates would say I am: An individual

The three things I have to pack for a road trip: Hair ties, Chap Stick and iPod

Sport that I would like to try other than volleyball: Golf

When I am not playing volleyball I'm most likely: Studying, sleeping or playing guitar hero

Best talent not related to volleyball: Dancing

Favorite story about a teammate or yourself with your teammates: Too many to recall

Favorite restaurant: California Pizza Kitchen

Favorite musician: Chelsea C. and Britney B.

Last book I read: Eclipse by Stephanie Meyer

Favorite candy or snack: Carrots

I would most like to travel to: Alaska

Favorite movie: Baby Mamma

If I could meet any famous person it would be: Trevor Ariza (or the whole L.A. Laker team)

My most memorable moment in sports: Beating Nebraska

Favorite website: Youtube

Favorite volleyball road trip: Lubbock, Texas

Hobbies: Baking, bike riding

My plans for after graduation are: First making it to graduation

My favorite class at CU is: Creative Technology

My hero is: My Mom, because she leads such an active lifestyle and has done so many interesting things with her life so far

Advice to young athletes: Have fun by going hard

Penewell's Season Stat Lines

Overall	MP-MS	GP	K	E	TA	Pct.	KPG	Ast.	APG	SA	Dig	DPG	BS	BA	TB	BPG	Pts.	+/-
2008-Fr.	12-4	29	42	17	100	.250	1.45	2	0.07	4	9	0.31	2	31	33	1.14	63.5	45.5
Big 12	MP-MS	GP	K	E	TA	Pct.	KPG	Ast.	APG	SA	Dig	DPG	BS	BA	TB	BPG	Pts.	+/-
2008-Fr.	9-4	24	35	15	83	.241	1.46	1	0.04	0	4	0.17	2	29	31	1.29	51.5	35.5



2009 BUFFALOES

PLAYERS



ROSIE STEINHAUS



6-1, Sophomore, Outside Hitter

11 Flagstaff, Ariz.
(Flagstaff)

Kritza on Steinhaus

As one of our more improved players from the spring, we expect Rosie to see an expanded role in a variety of positions this season. She will be able to play on the outside, right side and middle and will be expected to fill a leadership role for this team.

As a sophomore in 2008

Redshirt. Did not compete.

As a freshman in 2007

Steinhaus played in 15 matches and started in nine.

She made her debut against Furman (8/25) with two kills and one block assist. Steinhaus recorded a career-high seven kills against Texas Tech (11/3). She hit .600 (7K-1E-10Att). Against Kansas (11/10), she recorded a career high nine blocks. Steinhaus put up one block solo and eight block assists. She also tallied 10 points in the match by adding four kills. Steinhaus averaged 0.91 kills and 0.64 blocks per game while hitting .099.

High School

Steinhaus set a number of records in 2006 at FHS. She recorded 419 kills in a single season, 1,026 attacks, 31 kills in a match, hit .285 and recorded 20 kills in a match in the middle. Steinhaus recorded 357 digs in the season and in 13 of her 18 matches, recorded a double-double. She was ranked No. 86 of all recruits for the 2007 recruiting class by prepvolleyball.com. Her sophomore through senior seasons, she was selected to the Grand Canyon Region First Team and was a member of the second team as a freshman. Steinhaus was named the Eagles' MVP her junior year and was most improved as a freshman. She was named to the all-state second team in 2006. The Eagles won the Grand Canyon Region enroute to an appearance at the state tournament in 2006. Steinhaus also earned a letter in track (high jump). She was a member of the Flagstaff Ski Team for four years and was the Arizona State Champion Swimmer (breaststroke) in the 10 and under division.

Steinhaus Honors

2007

Big 12 Commissioner's Honor Roll –
Spring & Fall
Dean's List – Spring & Fall

2008

Big 12 Commissioner's Honor Roll –
Spring & Fall
Dean's List – Fall

2009

Big 12 Commissioner's Honor Roll – Spring
Dean's List – Spring

Personal

Born Kristen Rose Steinhaus on February 9, 1989 in Parker, Colo. and goes by Rosie. Her parents are Bruce and Laurie Steinhaus of Flagstaff, Ariz. Steinhaus has one older sister, Kelly, who was a member of the varsity crew and volleyball team at Gonzaga for two years. Her father played club volleyball at New Mexico State and her mother was a swimmer at Northern Colorado. Steinhaus lists her hobbies as backpacking, river rafting and skiing. She hiked rim to rim of the Grand Canyon in one day. Steinhaus was an A2 State Champion swimmer in the breaststroke (10-under) and was a member of the



2007 Match-by-Match

Team (Date)	GP	K	E	TA	Pct.	Ast.	SA	SE	RE	Dig	BS	BA	BE	BHE	Pts.
vs. Furman (8/25)	2	2	1	5	.200	0	0	0	0	0	0	1	0	0	2.5
UNC WILMINGTON (8/31)	3	5	5	13	.000	0	0	0	0	0	1	3	0	0	7.5
at Colorado State (9/6)	2	1	0	2	.500	0	0	0	0	0	0	0	0	0	1.0
vs. Winthrop (9/7)	1	2	3	6	-.167	0	0	0	0	1	0	0	0	0	2.0
*at Texas Tech (9/12)	5	5	2	15	.200	0	0	0	0	1	0	2	0	0	6.0
*BAYLOR (9/19)	5	6	4	17	.118	0	0	0	0	0	0	1	0	0	6.5
*MISSOURI (10/3)	3	1	1	3	.000	0	0	0	0	0	0	1	0	0	1.5
*at Kansas (10/10)	1	0	0	2	.000	0	0	0	0	0	0	0	0	0	0.0
*at Iowa State (10/31)	3	0	1	7	-.143	0	0	0	0	0	0	3	2	0	1.5
*TEXAS TECH (11/3)	4	7	1	10	.600	0	2	0	0	1	0	2	0	0	10.0
*at Nebraska (11/7)	3	1	1	7	.000	0	0	1	0	2	1	2	1	0	3.0
*KANSAS (11/10)	5	4	2	9	.222	0	1	1	0	3	1	8	0	0	10.0
*at Kansas State (11/17)	3	1	2	8	-.125	3	0	0	0	0	0	1	1	0	1.5
*TEXAS A&M (11/21)	4	3	3	13	.000	0	0	1	0	5	0	1	0	0	3.5
*at Missouri (11/24)	3	5	4	14	.071	0	0	1	0	0	0	2	1	0	6.0
TOTALS	47	43	30	131	.099	3	3	4	0	13	3	27	5	0	62.5
TOTALS – Big 12	39	33	21	105	.114	3	3	4	0	12	2	23	5	0	49.5

2009 BUFFALOES



PLAYERS

Flagstaff ski team for four years. She was also recruited by Arizona, Montana, Northern Arizona, St. Mary's (Calif.), Pacific and Cal Poly. Steinhaus chose Colorado for its location, coaching staff and good academics.

Academics

Steinhaus is majoring in mechanical engineering major at Colorado and leads the team with an impressive 3.701 GPA. She has been a constant on the Big 12 Commissioner's Honor Roll since arriving on campus and has also been named to the Dean's List four out of five semesters. Steinhaus received an Undergraduate Research Opportunities Program (UROP) grant in March. She worked with Dr. Rentschler and team during the summer on a project involving the ProtCam laparoscopic camera system. Steinhaus is a member of the National Honor Society and earned an academic letter all four years in high school.

Career Highs

Kills
7 vs. TTU (11/3/07)

Attacks
17 vs. BU (9/19/07)

Att Per.
.600 vs. TTU (11/3/07)

Blocks
9 vs. KU (11/10/07)

Points
10.0 vs. TTU (11/3/07),
vs. KU (11/10/07)



Getting to know Rosie Steinhaus

My favorite thing about Colorado Volleyball is: The memories I have with my teammates.

Favorite motivational saying or expression: "Shoot for the moon. Even if you miss, you will land among the stars."

Best moment from your 2008-09 season: Beating Nebraska!

When I am in Coors, I think: Bring it on!

Favorite thing to do in Boulder: Hiking the Flatirons

If you could pick one reality TV show to be on, what would it be and why?: Fear Factor. I love challenging myself

My favorite pump-me-up song is: Remember the Name by Fort Minor

"Must See" TV for me is: The Office

My teammates would say I am: Outdoorsy and smart

The three things I have to pack for a road trip: My iPod, my journal and my favorite flip flops

My goofy superstition is: I always have to double knot my shoes

Sport that I would like to try other than volleyball: Adventure Racing

When I am not playing volleyball I'm most likely: Studying or playing guitar

Best talent not related to volleyball: Ping pong

Favorite restaurant: Folsom Street Coffee

Favorite musician: Dave Matthews

Last book I read: My Sister's Keeper

Favorite candy or snack: Dark chocolate

I would most like to travel to: New Zealand

Favorite movie: Remember the Titans

If I could meet any famous person it would be: Barack Obama

My most memorable moment in sports: Beating Nebraska last year!

Favorite website: Steep and Cheap

Hobbies: mountain biking, skiing, swimming, rafting and basically anything outdoors.

My plans for after graduation are: I will probably stay in Colorado. I would love to live in the mountains, but graduate school is a possibility too.

My favorite class at CU is: Computer-Aided Design

My hero is: My dad. He always reminds me the importance of having fun.

Advice to young athletes: Do what you love and love what you do!

Steinhaus' Season Stat Lines

Overall	MP-MS	GP	K	E	TA	Pct.	KPG	Ast.	APG	SA	Dig	DPG	BS	BA	TB	BPG	Pts.	+/-
2007-Fr.	15-9	47	43	30	131	.099	0.91	3	0.06	0	13	0.28	3	27	30	0.64	62.5	37
Big 12	MP-MS	GP	K	E	TA	Pct.	KPG	Ast.	APG	SA	Dig	DPG	BS	BA	TB	BPG	Pts.	+/-
2007-Fr.	11-8	39	33	21	105	.114	0.85	3	0.08	3	12	0.31	2	23	25	0.64	49.5	19.5



2009 BUFFALOES

PLAYERS



MEGAN CYR



6-0, Freshman, Setter

13 St. Andrews, Manitoba, Canada
(Lord Selkirk)

Kritza on Cyr

Megan is a gifted young setter with a promising career and the development of her leadership on the floor will afford her some much needed playing experience this season.

As a freshman in 2008

Redshirt. Did not compete.

High School


Cyr was named the LSHS Varsity Female Athlete of the Year as a senior. She earned a letter three years on the volleyball squad. Cyr was voted the No. 1 High School Volleyball Player of the Year in Manitoba in 2007 and was named to the All-Manitoba Team for volleyball and basketball. On the beach, she won the Beach Volleyball Provincial Championship in 2008 with her partner Nicole Clemons. During the 2006 season, she was the recipient of the Players Choice Award for High School Volleyball. Cyr was a member of the Selkirk Royals Volleyball Club that won the Provisional AAAA Volleyball Championship for three straight years (2005/06/07). She was named the team's MVP for three years and was a member of the national all-star roster her final two seasons. Cyr, who was also a member of the basketball team, was named the basketball MVP every year and was also named the Grade 9 Female Athlete of the Year. She was recruited by Penn State, Baylor, Syracuse, Arizona and Washington State.

Personal

Megan Cyr was born on June 1, 1990 in Winnipeg, Manitoba, Canada. Her parents are Curtis and Patricia. She has one older bother, Aaron, who is a setter at the University of Calgary. She enjoys playing beach volleyball and running. Cyr would like to pursue a professional career playing volleyball or with the Canadian National Team. She was a competitive figure skater when she was younger.

Academics

Cyr is an open major at Colorado and owns a 3.331 after her freshman year. She was a member of the Big 12 Commissioner's Honor Roll both semesters. Cyr was a member of the academic honor roll all four years at Lord Selkirk High School.



Cyr's Honors

2008

Big 12 Commissioner's Honor Roll –Fall

2009

Big 12 Commissioner's Honor Roll –Spring

2009 BUFFALOES



TEAM CANADA

Member of the Junior National Team

Invited to try out for Team Canada
in May 2009



Getting to know Megan Cyr

My favorite thing about Colorado Volleyball is:
My teammates

Favorite motivational saying or expression:
Live the life you love. Love the life you live

Best moment from your 2008-09 season:
Beating Nebraska at home

When I am in Coors, I think: Game Time!

Favorite thing to do in Boulder: Relax outside,
go up to the mountains, shop, and eat.

**If you could pick one reality TV show to be on,
what would it be and why?:** Scare Tactics

My favorite pump-me-up song is: If You're
Going Through Hell by Rodney Atkins

"Must See" TV for me is: The Morning Show with
Mike and Juliet

My teammates would say I am: Special

The three things I have to pack for a road trip:
tooth brush, cell phone and a pillow

My goofy superstition is: To protect yourself
from witches, wear a blue bead.

**Sport that I would like to try other than
volleyball:** Checkers or Chess

**When I am not playing volleyball I'm most
likely:** Relaxing

Best talent not related to volleyball: Playing
pranks on people

Favorite restaurant: The Cheesecake Factory

Favorite musician: Tim McGraw

Last book I read: Hamlet by William
Shakespeare

Favorite candy or snack: Cheez-It Crackers

I would most like to travel to: Hawaii

Favorite movie: Twister

If I could meet any famous person it would be:
Chris Brown

My most memorable moment in sports: Playing
for Junior National Team in Mexico

Favorite website: facebook

Favorite volleyball road trip: Austin, Texas.

Hobbies: Making gingerbread houses and
collecting decorative spoons

My plans for after graduation are: Get rich or
die trying

My favorite class at CU is: Public Speaking

My hero is: My entire family, grandparents
included.

Advice to young athletes: Believe in your
dreams



2009 BUFFALOES

PLAYERS



NIKKI KINZER



6-2, Freshman, Middle Blocker

8

Colorado Springs, Colo.
(Rampart)

Kritza on Kinzer

Nikki has a unique opportunity to contribute in her respective position as a freshman and will be expected to learn the team's system quickly and adapt to the college game.

High School

Kinzer was named the Colorado Springs Big School's Player of the Year as a senior by the Colorado Springs Gazette as well as all-state, all-league and all-area. She was a first-team selection for the All-Colorado team (*Rocky Mountain News*) as well as the MVP and co-captain. The Rams took third-place at the Colorado State 5A Tournament with an overall record of 24-6. Kinzer recorded 377 kills and 105 blocks on the season. As a junior she was named to the all-state second team as she helped the Rams to a sweet 16 appearance at the state tournament. Kinzer was named to the all-area, all-league and all-metro first teams. She tallied 250 kills that season. Her high school coach, Keith Barnett, was a member of the U.S. National team (2001-02, 2005-06) and played professional overseas. She was also recruited by Missouri, James Madison, Georgetown and Cal Poly. Kinzer almost quit volleyball as a freshman to focus on her basketball career. She earned four letters in basketball at RHS.

Personal

Nicole Leigh Kinzer was born on April 7, 1991 in Annapolis, Maryland. She is the daughter of Kermeth and Lori Kinzer of Colorado Springs. Kinzer has one younger sister, Jenna, and a younger brother, Mitchell. Jenna was on the RHS volleyball team in 2008 with Kinzer. She lists her hobbies as basketball, volleyball, hiking, camping and reading. Kinzer has been a part of mission trips to Mexico, Ecuador and the Ukraine.

Academics

Kinzer is an open major at Colorado. She was an all-state academic honorable mention selection her senior and junior years.

Getting to know Nikki Kinzer

My favorite thing about Colorado Volleyball is: The intensity and pressure of working hard in a fun environment

Favorite motivational saying or expression: "The only way of finding the limits of the possible is by going beyond them into the impossible."
—Arthur C. Clark

Best moment from your 2008-09 season: leading my high school team to finish third in state, as the underdogs

When I am in Coors, I think: This is where I want to achieve awesome wins and experiences

Favorite thing to do in Boulder: walk around the beautiful campus

If you could pick one reality TV show to be on, what would it be and why?: Deal or no Deal

My favorite pump-me-up song is: Aaron's party by Aaron Carter

"Must See" TV for me is: The OC

My teammates would say I am: outgoing and clumsy

The three things I have to pack for a road trip: toothbrush, iPod and Goldfish crackers

My goofy superstition is: warming up for a match the exact same way every time...or knocking on wood

Sport that I would like to try other than volleyball: Tennis

When I am not playing volleyball I'm most likely: hiking or camping

Best talent not related to volleyball: touching my tongue to my nose

Favorite story about a teammate or yourself with your teammates: Scoring for the other team the first game of my varsity high school basketball career freshman year

Favorite restaurant: Chipotle

Favorite musician: Jason Mraz

Last book I read: Secret in the Willows by Beverly Mitchell

Favorite candy or snack: Goldfish crackers

I would most like to travel to: Greece!!!

Favorite movie: Bride Wars

If I could meet any famous person it would be: Abraham Lincoln

My most memorable moment in sports: League Championship game against Doherty High School my senior year...it was the most intense and emotional game I've ever played in and I will always remember that game

Favorite website: facebook

Favorite volleyball road trip: Miami for Nationals 2009

Hobbies: reading, skiing, camping, hiking, swimming

My plans for after graduation are: get a job

My hero is: my mom

Advice to young athletes: If you love something, always go after it with all of your heart no matter who or what gets in your way

2009 BUFFALOES



PLAYERS



**SOFIA
LINDROTH**



5-8, Junior, Outside Hitter

3

**Edwards, Colo.
(Battle Mountain)**

Kritza on Lindroth

Sofia's previous collegiate and international experience will serve her well in our program. She will be called upon to play in the libero or defensive specialist position and her mature approach to the game will serve her well as we begin to compete against very high level opponents.

At James Madison

Lindroth played in 154 games in two seasons for the Duke Dogs and recorded 327 digs, including 280 as a sophomore. She ranked seventh in the Colonial Athletic Association in digs in conference only matches with 3.40 per set. Lindroth recorded a career-high of 23 digs twice in 2008, once against Hofstra and once versus UNC Wilmington. She led JMU in digs during 14 matches.

High School

Lindroth was a member of the 2006 Battle Mountain High School Huskies to go 30-0 en route to the 4A Colorado State Championship and was named the MVP of the tournament. As a senior she was all-state and all-league first team selections. Lindroth was a all-league and an honorable mention all-state selection as a junior and was named honorable mention all-league as a sophomore. In 2007 she was selected to compete for the Swedish Junior National Team which played in the 8 Nations Tournament in France.

Personal

Sofia Lovisa Lindroth was born in Uppsalla, Sweden on April 26, 1989. She is the daughter of Ulf and Pam Lindroth of Edwards, Colo. Her mother played in the AVP the first year of its existence. Lindroth has one older sister, Nichole. She lists her hobbies as snowboarding, hiking, wakeboarding and music. Lindroth is fluent in Swedish.

Academics

Lindroth is an open major at Colorado but is interested in media arts.

Lindroth's Honors

Swedish Junior National Team - 2007

Getting to know Sofia Lindroth

My favorite thing about Colorado

Volleyball is: The team, everyone has a great sense of humor.

When I am in Coors, I think: game time

Favorite thing to do in Boulder:

Everything, Boulder has so much to do!

My favorite pump-me-up song is: Stand Up and Get Crunk

"Must See" TV for me is: So you think you can dance

The three things I have to pack for a

road trip: iPod, toothbrush, headphones for my iPod

My goofy superstition is: knocking on wood

Sport that I would like to try other than volleyball: basketball

When I am not playing volleyball I'm most likely: Outside

Best talent not related to basketball: street dancing...

Favorite restaurant: Juniper in Edwards

Favorite musician: there are too many

Last book I read: The Alchemist

Favorite candy or snack: Sour Patch Kids

I would most like to travel to: New Zealand

My most memorable moment in sports: Winning the state championship

Favorite website: Pandora

Hobbies: Snowboarding, Hiking, Shooting, Wakeboarding, Travelling..

My plans for after graduation are: No Clue

Advice to young athletes: Just Do It



2009 BUFFALOES

PLAYERS



ELLEN RIBAR



5-10, Freshman, Setter

16 Elmhurst, Ill.
(York)

Kritza on Ribar

Ellen's club background and training brings an intelligent approach to this game and adds depth to the setting position as we are formulating this team.

High School

Ribar earned two letters as a member of the York High School volleyball team. Her team went 29-9 her senior season and 19-17 her junior year. The Dukers were regional champions in 2007 and '08 as well as the West Suburban Conference Champions in 2008). Ribar was also recruited by James Madison, Michigan, Columbia, Loyola, Washington and Chicago.

Personal

Ellen Melissa Ribar was born on September 7, 1991 in Elmhurst, Ill. She is the daughter of Greg and Marcia Ribar. She has a younger brother, Jack, who runs cross country and plays volleyball. Ribar lists the cello and skiing as her hobbies and intends to pursue medical school upon graduation. She can write and read Spanish fluently.



Academics

Ribar intends to major in Molecular, Cellular and Development Biology at Colorado. She is also interested in Spanish and psychology. Ribar is a member of the National Honor Society and was a member of the High Honor Roll her freshmen through senior years. During her senior year, she was named an Illinois State Scholar, earned the Prairie State Achievement Award in Reading, Mathematics, Science and Writing, the President's Award for Outstanding Academic Excellence and West Suburban Conference Senior Athletic Academic Team.

Getting to know Ellen Ribar

Favorite motivational saying or expression: "Anything is possible. You can be told that you have a 90 percent chance or a 50 percent chance or a one percent chance, but you have to believe, and you have to fight" – Lance Armstrong

If you could pick one reality TV show to be on, what would it be and why?: Real World/Road Rules Challenge; I like how physical all the challenges are and I would love to meet all the crazy people who do Real World shows for a living

My favorite pump-me-up song is: All the Above by Maino

"Must See" TV for me is: House

The three things I have to pack for a road trip: Headbands, Music and my pillow

My goofy superstition is: Wearing the same kind of headband every time I play and if my hair is long enough it has to be in a braid.

Sport that I would like to try other than volleyball: Football

When I am not playing volleyball I'm most likely: Studying

Best talent not related to volleyball: Cello

Favorite restaurant: J. Alexander's

Favorite musician: Bono

Last book I read: Harry Potter y la piedra filosofal (Harry Potter and the Sorcerer's Stone in Spanish)

Favorite candy or snack: Reese's

I would most like to travel to: Argentina

Favorite movie: Remember the Titans

If I could meet any famous person it would be: Lance Armstrong

My most memorable moment in sports: During my 16's club year beating the team that was two teams above mine at my club during a national qualifying tournament

Favorite website: Facebook

Hobbies: Music, Skiing, Reading

My plans for after graduation are: Medical School

My hero is: Lance Armstrong and Misty May-Treanor

Advice to young athletes: If you have a dream, the only thing that can hold you back is yourself. No matter how many obstacles you encounter, you can always find some means to the end. You may have to climb a mountain to get to the other side, but your dreams are worth



KERRA SCHROEDER



6-0, Freshman, Outside Hitter

6

San Diego, Calif.
(Torrey Pines)

Kritza on Schroeder

Kerra is a polished player for a freshman. Her approach to this game allows her to play at a more experienced level and she will be called on to contribute on the outside.

High School

Schroeder was named No. 68 on Prepvolleyball.com's Senior Aces 2009 Top 100. The Torrey Pines Falcons finished the 2008 season with a 20-8 record after going 25-7 her junior year. They were the SD CIF runner-up her sophomore and senior years. Schroeder was named to the All-San Diego County (SDC) CIF, All-SDC CIF Division 1, All-Avocado League and All-San Diego Union Tribune first teams her senior season. As a junior she was all-league and All-SDC CIF Division 1 (first team) and a member of the All-SDC CIF second team. Schroeder was named to the Union Tribune All-Academic Team and CA Challenge All-Tournament Team in 2007 and '08. She earned three letters as a member of the Torrey Pines HS volleyball team and as a senior was team captain and the Falcon award winner. Schroeder's club team qualified for the Junior Olympics in each of her last five years, earning fifth-place honors in the Open Division the last three years. In 2008 she was named an All-American. Schroeder was also recruited by Wisconsin, Georgia, St. Mary's, Indiana, Santa Clara and Oregon.

Personal

Kerra Schroeder was born on Sept. 14, 1990 in San Diego, Calif. She is the daughter of Tom Schroeder and Debra Holmes. Tom was a member of the varsity reserve basketball team at Wisconsin for two years and her mother played badminton in college. She has three siblings, Zachary Schroeder and Keely and Coner O'Brien. Schroeder is fluent in Spanish and enjoys hanging out with friends and family, exercising/going to the gym, hanging out on the beach and playing beach volleyball.

Academics

Schroeder is an open major at Colorado.

Getting to know Kerra Schroeder

My favorite thing about Colorado Volleyball is: The great atmosphere that the coaches and athletes provide

Favorite motivational saying or expression: "The cream rises to the top"

Best moment from your 2008-09 season: Leaving high school and club volleyball with pride and respect with how well my teammates did

When I am in Coors, I think: Every day I want to push myself to get better

Favorite thing to do in Boulder: Meet new people and enjoy the great college environment

If you could pick one reality TV show to be on, what would it be and why?: Wipeout because its competitive and funny

My favorite pump-me-up song is: What's love?

"Must See" TV for me is: Scrubs, America's Next Top Model

My teammates would say I am: Competitive

The three things I have to pack for a road trip: Music, friends and snacks

My goofy superstition is: always knock on wood

Sport that I would like to try other than volleyball: Badminton

When I am not playing volleyball I'm most likely: at the beach

Best talent not related to volleyball: I speak Spanish

Favorite restaurant: Eda Mami

Favorite musician: Mishka

Last book I read: 1984

Favorite candy or snack: York patties

I would most like to travel to: Bahamas

Favorite movie: The Sandlot

My most memorable moment in sports: USA Women's World Cup

Favorite website: Facebook

Favorite volleyball road trip: Miami

Hobbies: Going to the beach, speaking Spanish, listening to music

My plans for after graduation are: Starting a career and creating opportunities

My hero is: My dad

Advice to young athletes: Everyday work to do your best and to get better. Never leave the gym or end the day without doing your absolute best.



2009 BUFFALOES

PLAYERS



KASSIDI WARNOCK



5-7, Freshman, Defensive Specialist/
Liberio

15 Colorado Springs, Colo.
(Liberty)

Kritza on Warnock

Kassidi has a great work ethic and is a true team player as she continues to learn the system. She will help to provide this team more ball control.

High School

Warnock earned three letters as a member of the Liberty High School team, which was coached by her mother. She owns the Lancers' record for digs (721) and led the team in aces and digs during the 07-08 season. Warnock recorded 282 digs as a senior, 253 her junior year and 186 as a sophomore. She was named the team captain and LHS MVP her senior year as was also named to the LHS Order of the Crest (three years) and the LHS Athletics Wall of Fame. Warnock was an all-conference selection her senior (first team) and junior (second team) seasons.

Personal

Kassidi Leeann Warnock was born on September 29, 1989 in Albuquerque, N.M. She is the daughter of Vance and Karen Warnock. Her mother played volleyball at UNM where she was an All-American setter and still holds several records. Her grandfather, George Warnock, played football at CU in the 1950s. Her cousin, Nick Hysong won the gold medal in the pole vault at the 2000 Olympic Games in Sydney. Warnock lists hiking, off-roading, snowboarding, working out, reading, going to the movies, playing pool and baking as her hobbies. Her father and her won a grass volleyball tournament in Vail during the summer of 2008.

Academics

Warnock is majoring in business, with an emphasis in accounting, and Spanish at Colorado. She is also interested in international business, history and art. Warnock is a member of the Dean's List and was inducted into the National Society of Collegiate Scholars. She was a member of the academic all-state team as a junior and senior and was the academic team champion as a senior.

Getting to know Kassidi Warnock

My favorite thing about Colorado Volleyball is: The awesome coaches and players.

Favorite motivational saying or expression: "Security is mostly a superstition, life is either a daring adventure or nothing at all"

Best moment from your 2008-09 season: In club, almost beating CSU in Fort Collins

When I am in Coors, I think: "This is what it's all about"

Favorite thing to do in Boulder: Go to Larkburger, run along Boulder Creek, walk around campus in the snow

If you could pick one reality TV show to be on, what would it be and why?: Wipeout, because it's hilarious. Or Ace of Cakes.

My favorite pump-me-up song is: Song 2 by Blur
"Must See" TV for me is: Lost

My teammates would say I am: Focused, constant, dependable

The three things I have to pack for a road trip: Some sweet sunglasses, trivia games, some good tunes.

My goofy superstition is: the ball never lies

Sport that I would like to try other than volleyball: tennis

When I am not playing volleyball I'm most likely: Doing something outside, like hiking, off-roading or snowboarding.

Best talent not related to volleyball: Braiding hair, playing guitar hero

Favorite restaurant: China Restaurant, Colorado Springs

Favorite musician: Jack Johnson

Last book I read: Harry Potter and the Half-Blood Prince

Favorite candy or snack: PB&J and chocolate milk

I would most like to travel to: South America, Australia

Favorite movie: Wall-E, Transformers

If I could meet any famous person it would be: Rafael Nadal

My most memorable moment in sports: Beating our biggest high school rival Rampart for the first time in school history my senior year.

Favorite website: Addictinggames.com

Favorite volleyball road trip: Las Vegas, March 2008

Hobbies: Hiking, off-roading, snowboarding, grass/beach volleyball, reading, boogie boarding, playing pool, baking, playing Guitar Hero, Mario Kart and ping pong

My plans for after graduation are: No idea, but I really want to travel. Dream to someday play AVP or overseas.

My favorite class at CU is: Spanish

My hero is: My Mom

Advice to young athletes: Never be discouraged, it may seem that you have missed your chance or that you will not get to where you want to be, but sometimes you get a second chance and if you do have to put your whole heart into it. There will always be other opportunities to improve; play for the love of the game, it's all that matters in the end. The harder you work, the luckier you become.

2009 RADIO & TV ROSTER



PLAYERS



#22 Kaitlyn Burkett
S • 6-1 • Sr. • 3L
Colorado Springs, Colo.



#13 Megan Cyr
S • 6-0 • Fr. • RS
St. Andrews, Manitoba, Canada



#2 Schylur Edelman
MB • 6-1 • Jr. • 2L
Sterling, Colo.



#21 Becah Fogle
OH • 5-11 • So. • 1L
Leander, Texas



#23 Ellen Henry
OH • 5-11 • So. • 1L
Leander, Texas



#8 Nikki Kinzer
MB • 6-2 • Fr. • HS
Colorado Springs, Colo.



#3 Sofia Lindroth
OH • 5-8 • Jr. • TR
Edwards, Colo.



#7 Kristin Martell
MB • 6-1 • So. • RS/1L
The Woodlands, Texas



#17 Alex Penewell
MB • 5-11 • So. • 1L
Newport Beach, Calif.



#16 Ellen Ribar
S • 5-10 • Fr. • HS
Elmhurst, Ill.



#6 Kerra Schroeder
OH • 6-0 • Fr. • HS
San Diego, Calif.



#11 Rosie Steinhaus
OH • 6-1 • So. • RS/1L
Flagstaff, Ariz.



#15 Kassidi Warnock
DS/L • 5-7 • Fr. • HS
Colorado Springs, Colo.



Liz Kritza
Head Coach



Tom Hogan
Assistant Coach



Meg Henican
Assistant Coach



Erich Otto
Volunteer Technical
Coordinator Coach



HEAD COACH LIZ KRITZA

STAFF



**Head Coach
First Season
Colorado Springs,
Colorado
Tulane**

Kritza's Check List

- ✓ Became CU's fourth head coach on Feb. 10, 2009
- ✓ 2007 and 2008 AVCA Midwest Region Coach of the Year
- ✓ Led Tulane to its first NCAA Tournament in 2008
- ✓ Led Tulane to its first Conference USA title in 2008
- ✓ Tutored eight AVCA All-Americans at Tulane
- ✓ 76-39 (.661) overall record
- ✓ 41-21 (.661) conference record
- ✓ Graduated from Tulane in 2000

Colorado native Liz Kritza was named the fourth head volleyball coach in University of Colorado history, athletic director Mike Bohn announced on February 10, 2009.

Kritza comes to CU after a very successful four-year stint at Tulane, where she led the Green Wave to an overall record of 76-39 and a Conference USA record of 41-21.

Under Kritza's watch, the Green Wave won its first conference championship in 2008 and tied a C-USA record with 15 wins. Tulane earned its first berth to the NCAA Tournament after winning both the C-USA regular season and tournament championships. Tulane advanced to the second round of the NCAA tournament after defeating Tennessee Tech in four sets but fell to Western Michigan in the second round.

In 2007 and 08, Kritza was named the American Volleyball Coaches Association's (AVCA) Midwest Region Coach of the Year after guiding Tulane to 28-6 record both years. The Green Wave recorded its first win over a ranked team in over a decade by defeating then-14th-ranked Middle Tennessee in five sets in 2008. In the process, Tulane also set a school record with 17 straight victories and increased the program's home winning streak to 24 straight at Fogelman Arena. The Green Wave has not dropped a home match since Oct. 29, 2006.

The 2008 season also brought other recognition to Kritza. She was named the C-USA Co-Coach of the Year and the Louisiana Sports Writers Association Coach of the Year, both for the second straight season.

Kritza took the over the reins of the Green Wave program in 2005 and had played just one match before Hurricane Katrina hit. The team had to relocate to College Station, Texas, and had to cancel 10 non-conference matches due to the pending arrival of Hurricane Rita. Despite finishing with a 3-15 overall record, the Green Wave got it together at the C-USA Tournament and advanced to the semifinals for the first time since the 1997 season.

Kritza's Head Coaching Ledger

Year	School	Overall	C-USA
2005	Tulane	5-16	2-13
2006	Tulane	15-11	11-5
2007	Tulane	28-6	14-2
2008	Tulane	28-6	15-1
Career		76-39 (.661)	41-21 (.661)

Under her tutelage, Kritza had four players earn eight AVCA All-America honors. Three athletes were also named the AVCA Midwest Freshmen of the Year. Sara Radosevic, who was named an All-American all four years, was the first Tulane volleyball player to be named the C-USA Player of the Year in 2008.



HEAD COACH LIZ KRITZA



Kritzta became the seventh head coach at Tulane in 2005. She served as the top assistant/recruiting coordinator from 2001-04. Kritzta was a volunteer assistant for one season (2000) and served as a student assistant (1999) after completing her eligibility.

As a player for the Green Wave, Kritzta led C-USA as a junior with 1.41 blocks per game. That season she set a single-season school record with 154 block assists and led the team to its first C-USA semi-final appearance. Kritzta was voted the team captain as a senior and led the Green Wave once again with 121 blocks. She finished her career at TU ranking fifth in blocks (319) and eighth in hitting percentage (.222).

Kritzta graduated from Tulane in 2000 with a bachelor's degree in finance and cell biology and is pursuing a master's in business administration.

Kritzta was born in Colorado Springs and graduated from St. Mary's High School in 1995. Her brother, Ted, played on the CU basketball team for two seasons from 1994-96 before transferring to Tulane.



Kritzta vs. the Nation . . .

Opponent	Matches	Games
Arizona State	0-2	2-6
BYU	0-1	1-3
Cal Poly	0-1	0-3
Colorado	1-0	3-2
Columbia	1-0	3-0
Connecticut	0-1	0-3
Dayton	0-1	1-3
East Carolina	3-0	9-1
Florida A&M	1-0	3-1
Florida Atlantic	0-1	2-3
Furman	1-0	3-1
Houston	4-6	14-22
Iowa	0-1	0-3
Jacksonville State	1-0	3-1
Lamar	1-0	3-0
Louisiana-Lafayette	1-0	3-0
Loyola Marymount	0-1	1-3
Marshall	2-2	6-8
Maryland	1-0	3-0
McNeese State	2-0	6-0
Memphis	2-2	8-8
Middle Tennessee State	1-0	3-2
Minnesota	0-1	0-3
Missouri	0-1	1-3
Nebraska	0-1	0-3
New Orleans	3-0	9-3
Nicholls State	1-0	3-0
North Dakota State	1-0	3-0
Northeastern	1-0	3-1
Notre Dame	0-1	0-3
Rice	8-2	24-16
Ohio	1-0	3-2
SMU	6-2	18-7
Sam Houston State	1-0	3-0
South Dakota State	1-0	3-1
Southern Miss	4-0	12-1
Stephen F. Austin	1-0	3-0
Tennessee Tech	1-0	3-1
Texas-Pan American	1-0	3-0
Tulsa	6-3	19-14
UAB	3-4	15-14
UCF	4-1	14-5
UMKC	1-0	3-0
UTEP	6-2	18-9
Utah State	1-0	3-0
VCU	1-0	3-0
Western Michigan	0-1	2-3
Wisconsin	0-1	0-3
Xavier	1-0	3-0

STAFF



ASSISTANT COACH TOM HOGAN

STAFF



**Assistant Coach
First Season
Cincinnati, Ohio
Miami University
(Ohio) '02**

Hogan's Check List

- ✓ Part of the U.S. Women's National team to the silver medal at the 2008 Olympics
- ✓ Served as the head coach for Team USA at the 2008 Pan American Cup in Mexico
- ✓ Named the USOC Coach of the Month in September of 2007
- ✓ Helped Team USA to a gold medal at the 2005 NORCECA Championships and a silver medal at the World Grand Champions Cup
- ✓ Has been a part of the USA Volleyball family since 2003
- ✓ Led the Miami University women's club team to a national championship in 2002
- ✓ MU was the national championship runner-up in 2001
- ✓ Graduated in 2002 from MU

Tom Hogan is in his first season as an assistant at the University of Colorado.

Hogan recently completed his fourth campaign as part of the USA Women's Volleyball National Team coaching staff by helping the U.S. to a silver medal at the 2008 Olympic Games in Beijing.

The U.S. reached the Olympic Games gold-medal match in 2008 for the first time since 1984 and ended up winning the silver medal. The U.S. handed winner Brazil its only set loss of the entire Olympics. During the 2008 Olympics Games, Team USA picked up victories over second-ranked Italy, third-ranked Cuba, fifth-ranked Japan and host seventh-ranked China.

Hogan has coached a slew of talented athletes as a member of the USA Volleyball staff including Stacy Sykora and Robyn Ah Mow-Santos. Both are three-time Olympians and won the silver medal in 2008 under Hogan's leadership. They were two-time AVCA All-Americans during their collegiate careers.

As an assistant, Hogan has proved valuable to the program. In 2005, he helped Team USA to a gold medal at the 2005 NORCECA Championships and a silver medal at the World Grand Champions Cup. After a disappointing 2006 season, Team USA won 26 of 37 matches in 2007 and earned 2008 Olympic Games qualification at the FIVB World Cup. Hogan was named the USOC Coach of the Month in September of 2007. He served as the head coach for Team USA at the 2008 Pan American Cup in Mexico, which resulted in the U.S. receiving a berth into the 2009 FIVB World Grand Prix and fifth-place finish with a young team.





Prior to his role with the women's national team, Hogan served as an assistant coach with the USA Junior National Team in 2004, and was a member of the 2005 JNT team that traveled to Ankara, Turkey, for the 2005 World Championships. The squad won the gold medal at the NORCECA Championships. He also worked with the USA Youth National A2 Team. Hogan started his USA Volleyball coaching career as an apprentice coach in 2003 working with the USA National Team, the USA National Training Team and the USA Youth National Training Team.

Hogan served as the head coach of the Miami University (Ohio) women's volleyball club team, which won the national championship in 2002 and was a national championship finalist in 2001. He also served as a student assistant with the Miami University women's varsity team.

Hogan graduated from Miami University (Ohio) in 2002 with a bachelor's of arts degree in management information systems and a minor in marketing. He graduated summa cum laude from Xavier University's (Ohio) sports management graduate program in 2004. Hogan married Lindsay DeWall Hogan on July 4, 2009. DeWall Hogan currently works at the U.S. Olympic Training Center in Colorado Springs in the media relations department.



STAFF



Lindsay and Tom Hogan



ASSISTANT COACH MEG HENICAN

STAFF



Assistant Coach
First Season
New Orleans, La.
Notre Dame '06

Meg Henican is in her first year as an assistant at the University of Colorado.

She will be primarily responsible for player development, as well as the personal development of the student-athletes. Henican will monitor the academic progress of the student-athletes and will work closely with the academic student-services coordinator. She will also coordinate the community service program of Colorado volleyball. Henican will take the lead on recruiting for the Buffs as well.

Henican comes to Colorado after two years as a member of the Tulane coaching staff. In her two seasons, she helped the Green Wave to a 56-12 record, which saw Tulane win the Conference-USA regular season and tournament championship in 2008. The Green Wave also earned its first automatic bid to the NCAA Tournament in '08.

Henican assisted in all facets of team training and competition at Tulane. She was called upon for specific technical training with the liberos and defensive specialists, including 2007 Conference USA Libero of the Year and AVCA All-America Honorable Mention Jenn Miller.

During the summer of 2009, Henican served as an assistant coach for the USA Volleyball A2 Junior National Team at the European Global Challenge. The team placed fifth (out of 12).

Henican's Check List

- ✓ Played at Notre Dame from 2002-05
- ✓ Owns 22 of 25 dig record for the Fighting Irish
- ✓ Helped UND to four NCAA Tournaments, including a Sweet 16 appearance in 2005
- ✓ All-Big East First Team selection in 2005
- ✓ UND team captain in 2004 and 05
- ✓ Big East Academic All-Star
- ✓ Helped Tulane to a 56-12 record in two seasons
- ✓ AAU All-American in 1995, 2000 and 01





Henican played at the University of Notre Dame from 2002-2005 as a standout libero and outside hitter. Henican finished her career owning 22 of Notre Dame's 25 digs records and is the Fighting Irish' all-time digs leader. She was a First Team All-Big East selection in 2005 as she helped Notre Dame to its 15th-straight NCAA Tournament berth. The Fighting Irish advanced to the Sweet 16 in 2005, the second round in 2004 and 2002, and the first round in 2003. Henican served as team captain in 2004 and 2005. In addition to her athletic accolades, she was also a Big East Academic All-Star.

Henican graduated from UND with degrees in marketing and sociology in 2006 and stayed on at Notre Dame as the marketing and special events assistant within the athletic department. Her primary responsibility was organizing and carrying out the Fighting Irish' season long celebration of the 35th Anniversary of Women's Athletics at UND.

Henican grew up in uptown New Orleans and was a standout volleyball player at Isidore Newman High School. She helped the team to a state title and was named an All-American by Student Sports Magazine in 2001. She also earned AAU volleyball All-America honors in 1995, 2000, and 2001.

STAFF

DIRECTOR OF OPERATIONS JOSI CARLSON



Josi Carlson enters her third year with the Colorado Athletic Department and her first as the Director of Operations for Olympic Sports. Carlson was promoted to the position on July 1, 2009 and will oversee the operations duties for the volleyball, soccer, men and women's golf, women's tennis programs. Carlson, 27, graduated with her bachelor's degree in journalism from the University of Montana in 2005. Prior to receiving her degree, Carlson earned her Associate of Arts degree in 2002 from Dawson Community College in Glendive, Mont., where she was a two-time softball letterwinner.

At Dawson CC, Carlson excelled on the field and in the classroom. On the playing field, she was a 2001 and 2002 Golden Glove recipient and a Louisville Slugger third team NJCAA All-American in 2002. In the classroom, Carlson was named a 2001-02 distinguished Academic All-American and a 2001-02 scholar-athlete All-American. Prior to her work at CU, Carlson served as a Public Information Coordinator for the Ivy League conference office in Princeton, N.J., and was an intern in the communications department for USA Wrestling at the U.S. Olympic Training Center in Colorado Springs, Colo.

Born in Minneapolis, Minn., she graduated from Sentinel High School in Missoula, Mont., in 2000 lettering in basketball, softball and volleyball. Carlson enjoys golf, hiking and snowboarding in her spare time and resides in Broomfield.

Director of Operations

First Season

Montana '05



VOLLEYBALL SUPPORT STAFF

STAFF



David Adamczyk

David Adamczyk Equipment Manager • Second Season

David Adamczyk is in his second season as an assistant equipment manager at the University of Colorado. Adamczyk is responsible for volleyball, soccer and women's tennis. Prior to CU, he served as an assistant equipment manager at Indiana University from 2006-08. Adamczyk earned his bachelor's degree in exercise science and sport from the University of Scranton in 2005 and earned his master's of science in athletic administration and sport management from IU in '08. Adamczyk was born on January 8, 1983 in West Point, N.Y. and graduated from James I. O'Neill High School in '01. He lettered in soccer, ice hockey, tennis and golf.



Melisa Fazio

Melisa Fazio Assistant Athletic Trainer • Third Season

Melisa Fazio is in her third year as an Assistant Athletic Trainer at the University of Colorado. Prior to working at CU, she worked with the US Women's Alpine Ski Team during the 2006 season, and with Howard Head Sports Medicine in Vail, Colo. Fazio earned her undergraduate degree from Michigan State University in 2004 in kinesiology/athletic training. She earned her master's degree in kinesiology and health promotions/athletic training from the University of Kentucky in 2006. Fazio graduated from Midland High School (Mich.) in 1999.



James Hardy

James Hardy Assistant Speed-Strength & Conditioning Coach • Third Season

James Hardy is in his third year as a member of the University of Colorado strength and conditioning staff. Hardy works with the volleyball, men's and women's basketball and football programs at CU. He came to the Buffs after spending the two years at Auburn University as a graduate assistant in the Tiger's strength and conditioning department. Hardy received his master's degree in biomechanics from AU in 2006. His certifications include CSCS and CSCCa. Hardy was the assistant strength coach at Christopher Newport University from 2004-05. He earned his bachelor's degree in exercise science from CNU in 2003. Hardy was born on December 5, 1981 in Danville, Va. He graduated from Lafayette High School in 2000 and lettered in soccer.



Erich Otto

Erich Otto Volunteer Technical Coordinator Coach • Fourth Season

Erich Otto is in his fourth year as a volunteer with the Colorado volleyball program. Otto was the varsity head coach at Silver Creek High School from 2003-05 in Longmont, Colo. He has also coached with the Flatirons Volleyball Club as the head coach of various age level national teams from 2000-06. Otto graduated from St. John's University in Collegeville, Minn. in 1992 with a bachelor's in physics. He also earned a bachelor's degree in electrical engineering from the University of Minnesota in 1993. A native of Minnesota, Otto also lived in Munich, Germany for two years. He has been coaching volleyball locally in Colorado for the past 10 years. Otto currently resides in Broomfield.



Linda Poncin

Linda Poncin Assistant Sports Information Director • Fifth Season

Linda Poncin enters her fifth season as the assistant sports information director for the CU volleyball team. She also works with the cross country and track & field programs. For the past three years, she has worked for the AVP/Crocs Tour at several different sites. Prior to joining CU, she served as the coordinator of media relations for the American Volleyball Coaches Association from 2003-05, working primarily with NCAA women's Division II and III and men's Division III volleyball programs. Poncin served as a graduate assistant in the athletic communications office at Minnesota State University from 2003-05. She worked with several of the Mavericks' programs, including volleyball, women's ice hockey and women's basketball. Poncin earned her bachelor's degree in Mass Communications from MSU in 2001 and finished her master's degree in sport administration from MSU in 2007. A native of New Ulm, Minn., she earned two letters as a member of the tennis team.



Mindy Sclaro

Mindy Sclaro Academic Coordinator • Third Season

Mindy Sclaro is in her fifth year as the Assistant Director for Academics in the office of academic support. Sclaro earned her bachelor's degree in sociology from Ithaca College in 1987. While at Ithaca, she was a member of the lacrosse team. Sclaro earned her master's degree in sport administration from Northern Colorado in 2001. Prior to CU, she was the Athletic Director at The Alexander Dawson School in Lafayette, Colo. from 1998-2005. She also served as a Life Skills Instructor, a student advisor, the varsity soccer coach and was the assistant AD from 1996-98. Sclaro was named the Mile High League Coach of the Year in 1998 and 2000 and was president of the league from 2003-2005. Mindy enjoys playing soccer and trail running with her dogs Mavis and Ruby.

UNIVERSITY ADMINISTRATION



2009 University of Colorado Board of Regents

Front Row: Kyle Hybl, Tilman Bishop (Vice Chair), Steve Bosley (Chair), Monisha Merchant Back Row: Joseph Neguse, Stephen Ludwig, James E. Geddes, Tom Lucero, Michael Carrigan



Bruce Benson
President



Phil DiStefano
Chancellor



Stein Sture
Interim Provost



David Clough
Faculty Rep



Mike Bohn
Athletic Director

STAFF



Tom McGrath
Senior Associate AD



Gail Pederson
Chief of Staff



Ceal Barry
Associate AD/SWA



Clayton Hamilton
Associate AD



Jeff Lipton
Director of
Business Planning



Julie Manning
Associate AD



David Plati
Associate AD



John Senter
Associate AD



Rocko DeLuca
Assistant AD



Bruce Fletcher
Assistant AD



Charles Johnson
Assistant AD



John Krueger
Assistant AD



Scott McMichael
Assistant AD



Kelly Dowd
Director of
Special Events



J.T. Galloway
Director of
Equipment



Jamie Guy
Director of
Sports Video



Prema Khanna
Director of Marketing



Lindsay Lew
Director of Coors
Events/Conference
Center



Kris Livingston
Director of
Academics



Jo Marchi
Compliance/SAAC



Tom McGann
Director of
Game Operations



Miguel Rueda
Head Athletic Trainer



Will Simpson
Director of
Ticket Operations



Deric Swanson
Director of
BuffVision



Dr. Eric McCarty
Director of
Sports Medicine



Steve Wells
Director of Coors
Events/Conference
Center



Sheila Ridley
Director of Student-
Athlete Wellness




Mike Hadley
Marketing
Coordinator



Kim Pabst
Ticket Office



Eric Pelloni
BuffVision/
CUBuffs.com



BG Brooks
Contributing Editor
to CUBuffs.com



John Templeton
Audio Engineer



2008 IN REVIEW

Colorado had a rebuilding year in 2008. The Buffs recorded a non-conference record of 6-3 and was 7-13 in the Big 12. They were tied for eighth in the league with Kansas and Missouri. Overall, CU finished 13-16 overall and below the .500 mark for the second straight year.

For the first time in the history of the program, the Buffs started off the year with six straight wins, all coming on the road. CU rattled off three wins at the Mississippi State Classic against Troy, Arkansas-Pine Bluff and Mississippi State; all three victories came in three sets. **Alex Buth** and **Kaitlyn Burkett** were named to the all-tournament team and **Lauren Schaefer** was named the tournament's MVP. Schaefer led the Buffs with 2.62 kills and 0.88 blocks per set while attacking at a .613 clip.

The following week, Colorado continued its winning ways with three more wins against Arkansas-Little Rock, Texas Southern and Texas A&M-Corpus Christi at the Islander Holiday Inn-Emerald Beach Invitational. UALR took the Buffs to four sets, but CU blanked the other two matches to capture their second straight tournament of the season. This time around Schaefer and **Amber Sutherland** were named to the all-tournament team while Buth was named the MVP. She recorded 3.80 kills and 3.30 digs per set and hit .369.

The Buffs hit a rough patch when they returned home to host three top teams at the Colorado Invitational in the Coors Events Center. No. 21 Colorado State, No. 8 Florida and North Carolina all won in four sets. The Buffs became the first team to take a set from Florida on the year. All three of those teams advanced to the NCAA Tournament at the end of the year. It was the first time ever that the Buffs did not win a match at their home tournament.

Despite dropping the final three matches of the non-conference schedule, the Buffs finished the 20th straight season above .500 in non-conference matches (6-3).

The Big 12 Conference part of the schedule got off to a better start for the Buffs in 2008. CU went to five-sets against Kansas at Coors but was able to finish it off and record its first conference win. A big part of the win was freshman middle blocker **Alex Penewell** who started in place of an injured Schaefer. She led the Buffs with 14 kills and eight block assists while attacking at a .600 clip.

CU fell to No. 18 K-State later that week in Manhattan, Kan. but bounced back to defeat Texas A&M at home; another win that came in five sets. This time it was Buth who stepped up to lead the Buffs. She hammered 26 kills, 17 digs and hit .429. For her performance, Buth was named a CVU.com Top Performer for the week.

The Buffs dropped the next two matches against Baylor and No. 2 Nebraska; both in three sets. But Colorado followed it up by sweeping Texas Tech at home. **Emilee Sisco** led CU with 12 kills and hit .478. Once again CU dropped the next two matches. The Buffs did pick up a set against No. 3 Texas (19-25, 23-25, 25-21, 20-25) but was swept by Oklahoma a few days later.



Colorado came back home and picked up a five-set victory against Iowa State, pushing the Cyclones to extra points in game two and four to secure the win. Buth and Sutherland each recorded 17 kills and Webster recorded a season-high 25 digs. Buth also put up eight block assists. The Buffs were led by Edelman with nine total block and Penewell also recorded eight block. The Buffs put up 17.5 on the night.

CU had a tough time winning on the road during conference play in 2008 and its woes continued at Missouri, losing in three. But the following match CU did pick up its first road victory on against Texas Tech on Oct. 25. The win didn't come easy though as the Buffs had to fight back after dropping the first two sets to the Red Raiders and took the fifth frame 19-17. Sutherland had her best match of the year as she hammered 21 kills to lead the Buffs.

Colorado returned home to take on No. 2 Nebraska in front of 2,817 at the CEC. The home fans were in for a treat as the Buffs shocked the Huskers and won in four sets (25-19, 27-25, 18-25, 25-16); handing NU its first loss of the season. It was the second time in three years that the Buffs defeated the Huskers, becoming just the second team to beat NU twice in a five-year span. Sisco recorded 17 kills in the victory and the Buffs put up 14.5 team blocks compared to 8.0 by the Huskers. Webster collected 16 digs and went on to be named the Big 12 Defensive Player of the Week.

After their thrilling victory against Nebraska, the Buffs dropped the seven if its last eight matches, including the next six straight. They came close to pushing No. 14 Kansas State to a fifth set at home (25-23, 20-25, 18-25, 25-27) but a close call went in the favor of the Wildcats to end the match.

CU's last win of the season came against Oklahoma on senior night. The Buffs sent the five seniors out in style by sweeping OU 26-24, 25-22, 25-23. Sutherland led the seniors with 13 kills and Webster picked up 19 digs.

The senior class left its mark on the CU record book and was led by Sutherland. Sutherland left CU in the top 10 in career kills (10th; 1,142) and attacks (ninth; 2,954). She was also 21st in assists (123) and 15th in digs (863). Schaefer was fourth in career attack percentage (.306) and seventh in blocks (311). She was tied for 23rd in kills (786) and 24th in attacks (1,831). Buth, who started her career as a serving specialist for the Buffs, was 15th in service aces (86), 16th in kills (865), 16th in attacks (2,235), 14th in assists (209), 18th in digs (802) and 22nd in attack percentage (.223). Callie Webster recorded 1,042 digs as a Buffalo, which ranks 12th overall.

Several Buffs were recognized for their accomplishments off the court. Buth was named to the Academic All-Big 12 First Team for the fourth straight year, while Burkett, Schaefer, Sutherland and **Ashley VenHorst** were named to the second team. Buth was also name to the Big 12 Fall Chick-Fil-A Community of Champions.



REVIEW

2008 RESULTS AND STATISTICS



(13-16 – 7-13 Big 12 (t8th) – 6-7 Home – 3-9 Away – 4-0 Neutral)

Date	Opponent (Rank)	Rank	W/L	Rec	Score	Score-by-Game	Team Statistical Totals						Individual Statistical Leaders			
							K	Att%	Ast	SA	Dig	TB	Kills	Digs	Blocks	Assists
8/29	#Troy		W	1-0	3-0	25-20, 25-19, 25-22	44	.312	42	8	37	7	Buth (13)	VenHorst (9)	L. Schaefer (4)	Burkett (33)
8/30	#Arkansas-Pine Bluff		W	2-0	3-0	25-13, 25-11, 25-9	40	.395	38	7	42	2	Buth (9)	Sutherland (11)	4 tied (1)	Burkett (26)
8/30	#Mississippi State		W	3-0	3-0	25-19, 25-21, 25-21	39	.286	36	6	41	8	Edelman (8)	Burkett (12)	Edelman (4)	Burkett (23)
9/5	%Arkansas-Little Rock		W	4-0	3-1	15-25, 25-20, 25-23, 27-25	54	.192	53	6	83	8	Buth (17)	Buth (22)	L. Schaefer (5)	Burkett (46)
9/6	%Texas Southern		W	5-0	3-0	25-12, 25-8, 25-9	38	.367	35	5	34	8	Buth (13)	Webster (10)	Edelman (6)	Burkett (32)
9/6	%Texas A&M-Corpus Christi		W	6-0	3-0	25-11, 25-23, 25-11	41	.268	38	5	55	9	SE, LS, AS (9)	Webster (17)	L. Schaefer (5)	Burkett (33)
9/10	\$COLORADO ST. (21)		L	6-1	1-3	23-25, 23-25, 25-19, 16-25	50	.144	45	4	52	13	Edelman (13)	Webster (22)	Edelman (8)	Burkett (40)
9/11	\$FLORIDA (8)		L	6-2	1-3	22-25, 20-25, 25-22, 18-25	52	.160	49	4	45	3	Buth (16)	Webster (11)	SE, AB (2)	Burkett (43)
9/13	\$NORTH CAROLINA		L	6-3	1-3	17-25, 25-23, 21-25, 25-27	56	.114	51	2	90	13	Sisco (16)	Webster (25)	L. Schaefer (7)	Burkett (42)
9/17	*KANSAS		W	7-3/1-0	3-2	25-18, 26-28, 15-25, 26-24, 15-12	64	.179	57	1	70	13.5	Penewell (14)	Webster (23)	Penewell (8)	Burkett (50)
9/20	*Kansas State (18)		L	7-4/1-1	0-3	15-25, 16-25, 19-25	31	.200	30	0	34	1	Sutherland (10)	Webster (9)	SE, AB (11)	Burkett (23)
9/27	*TEXAS A&M		W	8-4/2-1	3-2	16-25, 23-25, 25-22, 25-20, 15-9	70	.249	68	1	57	5	Buth (26)	CW, AB (17)	SE, AB (3)	Burkett (61)
10/1	*Baylor		L	8-5/2-2	0-3	10-25, 14-25, 13-25	14	-.083	13	3	28	2	Sisco (4)	Buth (8)	Penewell (2)	Burkett (12)
10/4	*Nebraska (2)		L	8-6/2-3	0-3	19-25, 15-25, 24-26	28	.140	27	3	24	5	Sisco (9)	Webster (8)	SE, AB (3)	Burkett (26)
10/8	*TEXAS TECH		W	9-6/3-3	3-0	25-21, 25-16, 25-11	42	.372	34	3	28	11	Sisco (12)	CW, AB (7)	L. Schaefer (6)	Burkett (31)
10/11	*TEXAS (3)		L	9-7/3-4	1-3	19-25, 23-25, 25-21, 20-25	61	.262	57	2	49	9	Sisco (18)	VenHorst (13)	L. Schaefer (5)	Burkett (48)
10/15	*Oklahoma		L	9-8/3-5	0-3	15-25, 21-25, 15-25	25	.053	22	1	31	3	Buth (11)	VenHorst (10)	Edelman (2)	Burkett (19)
10/18	*IOWA STATE		W	10-8/4-5	3-2	22-25, 26-24, 21-25, 28-26, 15-12	71	.238	65	1	71	17.5	AB, AS (17)	Webster (25)	Edelman (9)	Burkett (56)
10/22	*Missouri		L	10-9/4-6	0-3	18-25, 23-25, 17-25	32	.073	29	0	62	10	Sutherland (13)	Webster (19)	Edelman (7)	Burkett (22)
10/25	*Texas Tech		W	11-9/5-6	3-2	20-25, 22-25, 25-20, 25-23, 19-17	64	.185	61	4	76	11.5	Sutherland (21)	Webster (24)	Penewell (8)	Burkett (46)
10/29	*NEBRASKA (2)		W	12-9/6-6	3-1	25-19, 27-25, 18-25, 25-16	45	.188	41	6	61	14.5	Sisco (17)	CW, AB (16)	SE, KB (6)	Burkett (33)
11/5	*Kansas		L	12-10/6-7	0-3	13-25, 28-30, 17-25	34	.117	33	1	44	6	SE, LS (9)	CW, AB (11)	Burkett (4)	Burkett (30)
11/8	*BAYLOR		L	12-11/6-8	0-3	21-25, 19-25, 23-25	35	.088	34	2	44	6	Buth (7)	Buth (14)	AS, SE (3)	Burkett (26)
11/12	*KANSAS STATE (14)		L	12-12/6-9	1-3	25-23, 20-25, 18-25, 25-27	56	.236	53	2	68	9.5	ES, LS (12)	Buth (19)	Edelman (5)	Burkett (43)
11/15	*MISSOURI		L	12-13/6-10	1-3	23-25, 22-25, 25-20, 20-25	53	.165	53	5	83	12.5	L. Schaefer (14)	Webster (23)	Burkett (7)	Burkett (50)
11/19	*Iowa State		L	12-14/6-11	1-3	25-21, 19-25, 30-32, 15-25	51	.160	48	3	71	8	Sisco (18)	Webster (16)	Edelman (6)	Burkett (39)
11/22	*Texas A&M		L	12-15/6-12	0-3	20-25, 11-25, 21-25	38	.162	36	1	29	3.5	Sisco (10)	Webster (10)	AP, AB (2)	Burkett (33)
11/26	*OKLAHOMA		W	13-15/7-12	3-0	26-24, 25-22, 25-23	48	.205	46	1	57	6	Sisco (14)	Webster (19)	L. Schaefer (4)	Burkett (43)
11/29	*Texas (3)		L	13-16/7-13	0-3	21-25, 13-25, 17-25	32	.140	30	1	34	3	Sisco (12)	Webster (14)	L. Schaefer (2)	Burkett (27)

*Big 12 Conference Match; #-Mississippi State Classic, Mississippi State, Mississippi; % Islander Holiday Inn-Emerald Beach Invitational, Corpus Christi, Texas; \$-Colorado Invitational, Boulder

Overall

Name	G	K	K/S	E	TA	Pct.	A	A/S	SA	SE	SA/S	RE	DIG	D/S	BS	BA	TOT.	B/S	BE	BHE	PTS
Callie Webster	97	3	0.03	0	5	.600	20	.21	17	8	0.18	20	286	3.98	0	0	0	0.00	0	4	20.0
Kaitlyn Burkett	104	84	0.81	19	198	.328	1036	9.96	13	17	0.12	0	225	2.16	7	53	60	0.58	6	4	130.4
Lauren Schaefer	84	173	2.06	41	436	.303	5	0.06	1	1	0.01	2	23	0.27	12	57	69	0.82	5	0	214.5
Alex Penewell	29	42	1.45	17	100	.250	2	0.07	4	0	0.14	0	9	0.31	2	31	33	1.14	1	0	63.5
Schylur Edelman	103	184	1.79	76	454	.238	15	0.15	5	17	0.05	1	55	0.53	13	87	100	0.97	3	1	245.5
Alex Buth	104	276	2.65	116	784	.204	76	0.73	15	44	0.14	21	283	2.72	3	70	73	0.70	8	4	329.0
Emilee Sisco	94	271	2.88	147	816	.152	8	0.09	8	15	0.09	2	73	0.78	4	34	38	0.40	3	1	300.0
Amber Sutherland	104	240	2.31	159	753	.108	33	0.32	20	33	0.19	19	245	2.36	5	24	29	0.28	4	1	277.0
Christan Schaefer	25	18	0.72	13	95	.053	0	0.00	1	2	0.04	0	8	0.32	0	5	5	0.20	0	0	21.5
Becah Fogle	5	1	0.20	1	11	.000	0	0.00	0	0	0.00	0	2	0.40	0	0	0	0.00	0	0	1.0
Kristin Martell	5	0	0.00	0	0	.000	0	0.00	0	0	0.00	0	0	0.00	0	0	0	0.00	0	0	0.0
Devon Dykstra	1	0	0.00	0	0	.000	1	1.00	0	0	0.00	0	0	0.00	0	0	0	0.00	0	0	0.0
Kirsten Wicks	23	16	0.70	17	68	-.015	2	0.09	1	4	0.04	2	9	0.39	0	4	4	0.17	0	0	19.0
Ashley VenHorst	100	0	0.00	1	2	-.500	22	0.22	3	6	0.03	25	167	1.67	0	0	0	0.00	0	0	3.0
Ellen Henry	23	0	0.00	1	1	-1.000	4	0.17	0	1	0.00	4	15	0.65	0	0	0	0.00	0	1	0.0
Team									9												
COLORADO.....	104	1308	12.58	608	3723	.188	1224	11.77	88	148	0.85	105	1500	14.42	46	365	228.5	2.20	30	16	1624.5
Opponents.....	104	1419	13.64	599	3790	.216	1307	12.57	105	190	1.01	88	1516	14.58	56	392	252.0	2.42	49	26	1776.0

Big 12 Only

Name	G	K	K/G	E	TA	Pct.	A	A/G	SA	SE	SA/G	RE	DIG	D/G	BS	BA	TOT.	B/G	BE	BHE	PTS
Callie Webster	66	2	0.03	0	3	.667	12	0.18	11	3	0.17	12	275	4.17	0	0	0	0.00	0	3	13.0
Kaitlyn Burkett	73	52	0.71	11	130	.315	718	9.84	4	14	0.05	0	153	2.10	4	38	42	0.58	5	4	79.0
Lauren Schaefer	55	99	1.80	28	279	.254	3	0.05	1	1	0.02	1	12	0.22	8	32	40	0.73	5	0	124.0
Alex Penewell	24	35	1.46	15	83	.241	1	0.04	0	0	0.00	0	4	0.17	2	29	31	1.29	1	0	51.5
Schylur Edelman	72	124	1.72	52	325	.222	9	0.12	2	13	0.03	0	32	0.44	10	58	68	0.94	3	1	165.0
Becah Fogle	3	1	0.33	0	6	.167	0	0.00	0	0	0.00	0	1	0.33	0	0	0	0.00	0	0	1.0
Alex Buth	73	178	2.44	90	537	.164	52	0.71	6	31	0.08	17	201	2.75	3	48	51	0.70	6	2	211.0
Emilee Sisco	67	201	3.00	109	600	.153	4	0.06	5	11	0.07	1	51	0.76	2	23	25	0.37	2	1	219.5
Amber Sutherland	73	182	2.49	111	546	.130	21	0.29	10	24	0.14	16	154	2.11	4	17	21	0.29	4	1	204.5
Devon Dykstra	1	0	0.00	0	0	.000	1	1.00	0	0	0.00	0	0	0.00	0	0	0	0.00	0	0	0.0
Kristin Martell	5	0	0.00	0	0	.000	0	0.00	0	0	0.00	0	0	0.00	0	0	0	0.00	0	0	0.0
Ashley VenHorst	69	0	0.00	0	1	.000	10	0.14	1	2	0.01	19	111	1.61	0	0	0	0.00	0	0	1.0
Kirsten Wicks	21	16	0.76	17	67	-.015	2	0.10	1	4	0.05	2	9	0.43	0	4	4	0.19	0	0	19.0
Christan Schaefer	11	4	0.36	5	31	-.032	0	0.00	0	1	0.00	0	3	0							



2008 LEADERS & MISCELLANEOUS STATS

REVIEW

TIMES LED TEAM IN...

KILLS

1. Emilee Sisco.....12
2. Alex Buth9
3. Amber Sutherland5
4. Lauren Schaefer4
5. Schylur Edelman3

ATTACKS

1. Emilee Sisco.....14
2. Alex Buth8
3. Amber Sutherland8
4. Lauren Schaefer1

ATTACK PERCENTAGE

1. Kaitlyn Burkett10
 2. Lauren Schaefer9
 3. Schylur Edelman4
 4. Callie Webster3
 5. Alex Penewell2
 6. Alex Buth1
- Kristen Wicks.....1

ASSISTS

1. Kaitlyn Burkett29

ACES

1. Amber Sutherland10
2. Callie Webster9
3. Alex Buth7
4. Kaitlyn Burkett5
5. Schylur Edelman2
- Alex Penewell2
- Emilee Sisco.....2
6. Lauren Schaefer1
- Ashley VenHorst1

DIGS

1. Callie Webster20
2. Alex Buth8
3. Ashley VenHorst3
4. Amber Sutherland1
- Kaitlyn Burkett1

BLOCKS

1. Schylur Edelman13
2. Lauren Schaefer7
3. Alex Buth6

2008 BIG 12 STANDINGS

Team	Big 12				Overall			
	W	L	Pct.	Games	W	L	Pct.	Games
Nebraska	18	2	.900	56-14	31	3	.912	97-21
Texas	18	2	.900	57-14	29	4	.879	94-24
Kansas State	14	6	.700	47-33	24	8	.750	80-43
Iowa State	11	9	.550	42-32	22	13	.629	79-50
Texas A&M	11	9	.550	41-37	16	14	.533	59-54
Baylor	9	11	.450	36-42	18	13	.581	63-51
Oklahoma	8	12	.400	35-46	12	16	.429	50-61
Colorado	7	13	.350	25-48	13	16	.448	46-58
Kansas	7	13	.350	32-46	13	16	.448	50-60
Missouri	7	13	.350	34-44	13	17	.433	55-60
Texas Tech	0	20	.000	11-60	5	26	.161	30-81

SEASON LEADERS

ATT PCT. (Min. 3ATT PG)

1. Lauren Schaefer303
2. Alex Penewell250
3. Schylur Edelman238
4. Alex Buth204
5. Emilee Sisco.....152

KILLS (TOTAL)

1. Alex Buth276
2. Emilee Sisco.....271
3. Amber Sutherland240
4. Schylur Edelman184
5. Lauren Schaefer173

KILLS (KPS)

1. Emilee Sisco.....2.88
2. Alex Buth2.65
3. Amber Sutherland2.31
4. Lauren Schaefer2.06
5. Schylur Edelman1.79

ASSISTS (TOTAL)

1. Kaitlyn Burkett1036
2. Alex Buth76
3. Amber Sutherland33
4. Ashley VenHorst22
5. Callie Webster20

ASSISTS (APS)

1. Kaitlyn Burkett9.96
2. Alex Buth0.73
3. Amber Sutherland0.32
4. Ashley VenHorst0.22
4. Callie Webster0.21

SERVICE ACES (TOTAL)

1. Amber Sutherland20
2. Callie Webster17
3. Alex Buth15
4. Kaitlyn Burkett13

SERVICE ACES (APS)

1. Amber Sutherland0.19
2. Callie Webster0.18
3. Alex Buth0.14
4. Kaitlyn Burkett0.12

DIGS (TOTAL)

1. Callie Webster386
2. Alex Buth283
3. Amber Sutherland245
4. Kaitlyn Burkett225
5. Ashley VenHorst167

DIGS (DPS)

1. Callie Webster3.98
2. Alex Buth2.72
3. Amber Sutherland2.36
4. Kaitlyn Burkett2.16
5. Ashley VenHorst1.67

BLOCKS (TOTAL)

1. Schylur Edelman100
2. Alex Buth73
3. Lauren Schaefer69
4. Kaitlyn Burkett60
5. Emilee Sisco.....38

BLOCKS (BPS)

1. Schylur Edelman0.97
2. Lauren Schaefer0.82
3. Alex Buth0.70
4. Kaitlyn Burkett0.58
5. Emilee Sisco.....0.40

20-KILL MATCHES

- Alex Buth vs. TAMU, 09/27.....26
 Amber Sutherland at TTU, 10/25.....21
 Emilee Sisco vs. TAMU, 09/2720

20-POINT MATCHES

- Alex Buth vs. TAMU, 09/27.....27.5
 Amber Sutherland at TTU, 10/2521.5
 Emilee Sisco vs. NU, 10/2921.5
 Alex Buth vs. ISU, 10/1821.0
 Emilee Sisco vs. TAMU, 09/2720.0
 Amber Sutherland vs. ISU, 10/1820.0

50-ASSIST MATCHES

- Kaitlyn Burkett vs. TAMU, 09/27.....61
 Kaitlyn Burkett vs. ISU, 10/1856
 Kaitlyn Burkett vs. KU, 09/1750
 Kaitlyn Burkett vs. MU, 11/15.....50

DOUBLE DOUBLES

Alex Buth – 4

- vs. Florida, 9/1116K, 10D
 vs. Texas A&M, 9/2726K, 17D
 vs. Iowa State, 10/18.....17K, 15D
 vs. Missouri, 11/15.....10K, 14D

Amber Sutherland – 2

- vs. Iowa State, 10/18.....17K, 10D
 vs. Oklahoma, 11/2613K, 12D

Kaitlyn Burkett – 2

- @ Mississippi State, 8/3023A, 12D
 @ Arkansas-Little Rock, 9/546A, 11D

2008 BIG 12 STATISTICS



TEAM - ALL MATCHES

HITTING %	G	Kills	Errs	Total	Pct
1. Texas	118	1719	447	3795	.335
2. Nebraska	118	1714	590	4166	.270
3. Kansas State	123	1671	580	4318	.253
4. Iowa State	129	1838	735	4721	.234
5. Baylor	114	1534	588	4065	.233
6. Texas A&M	113	1489	605	3927	.225
7. Missouri	115	1412	549	4246	.205
8. Kansas	110	1394	658	3774	.195
9. Colorado	104	1308	608	3723	.188
10. Oklahoma	111	1334	598	4159	.177
11. Texas Tech	111	1230	656	3363	.171

OPPONENT HITTING %

	G	Kills	Errs	Total	Pct
1. Nebraska	118	1293	698	3989	.149
2. Texas	118	1395	712	4003	.171
3. Baylor	114	1412	615	4149	.192
4. Iowa State	129	1571	672	4568	.197
5. Kansas State	123	1505	675	4126	.201
6. Texas A&M	113	1403	600	3916	.205
7. Oklahoma	111	1513	632	4272	.206
8. Missouri	115	1556	654	4311	.209
9. Colorado	104	1419	599	3790	.216
10. Kansas	110	1414	571	3800	.222
11. Texas Tech	111	1437	557	3277	.269

ASSISTS

	G	No.	Per Game
1. Iowa State	129	1726	13.38
2. Nebraska	118	1578	13.37
3. Texas	118	1551	13.14
4. Kansas State	123	1564	12.72
5. Baylor	114	1416	12.42
6. Texas A&M	113	1359	12.03
7. Kansas	110	1303	11.85
8. Colorado	104	1224	11.77
9. Missouri	115	1312	11.41
10. Oklahoma	111	1218	10.97
11. Texas Tech	111	1106	9.96

KILLS

	G	No.	Per Game
1. Texas	118	1719	14.57
2. Nebraska	118	1714	14.53
3. Iowa State	129	1838	14.25
4. Kansas State	123	1671	13.59
5. Baylor	114	1534	13.46

INDIVIDUAL - ALL MATCHES

HITTING PERCENTAGE

Player	Team	Cl	G	Kills	Errs	Total	Pct
1. Paolini, Lauren	UT	SR	118	310	46	552	.478
2. Cooper, Kori	NU	JR	90	188	38	379	.396
3. Chipman, Kelsey	KSU	JR	123	258	42	611	.354
4. Malcom, Jen	ISU	SR	126	342	84	752	.343
5. Farr, Megan	KSU	SR	123	212	45	492	.339
6. Gates, Amanda	NU	SR	117	208	59	440	.339
7. Hooker, Destinee	UT	JR	118	484	127	1110	.322
8. Engle, Ashley	UT	JR	116	336	96	791	.303
9. Schaefer, Lauren	CU	SR	84	173	41	436	.303
10. Breyfogle, Anna	BU	JR	92	245	70	580	.302

KILLS

Player	Team	Cl	G	No.	Avg/G
1. Henson, Victoria	ISU	SO	129	540	4.19
2. Hooker, Destinee	UT	JR	118	484	4.10
3. Liliom, Rita	KSU	SR	122	500	4.10
4. Larson, Jordan	NU	SR	118	463	3.92
5. Garlington, Karina	KU	SO	110	403	3.66
6. Mueller, Tara	NU	SO	114	400	3.51
7. Sanders, Katie	BU	JR	112	392	3.50
8. Klein, Julianna	MU	SO	115	393	3.42
9. Batis, Mary	TAMU	JR	112	379	3.38
10. Ammerman, Sarah	TAMU	JR	110	361	3.28

ASSISTS

Player	Team	Cl	G	No.	Avg/G
1. Manns, Kaylee	ISU	JR	129	1508	11.69
2. Anderson, Sydney	NU	SO	118	1369	11.60
3. Kochar, Michelle	UT	FR	118	1307	11.08
4. Barnes, Taylor	BU	JR	114	1176	10.32
5. Tate, Nicole	KU	FR	109	1089	9.99
6. Burkett, Kaitlyn	CU	JR	104	1036	9.96
7. Scheikhoven, Kristen	TAMU	JR	89	876	9.84
8. Wang, Lei	MU	JR	115	1109	9.64
9. Barker, Brianne	OU	FR	111	1035	9.32
10. Pacheco, Soriana	KSU	JR	103	953	9.25

6. Texas A&M	113	1489	13.18
7. Kansas	110	1394	12.67
8. Colorado	104	1308	12.58
9. Missouri	115	1412	12.28
10. Oklahoma	111	1334	12.02
11. Texas Tech	111	1230	11.08

BLOCKS

	G	Solo	Asst	Total	Avg/G
1. Texas	118	94	439	313.5	2.66
2. Kansas State	123	54	532	320.0	2.60
3. Nebraska	118	78	451	303.5	2.57
4. Missouri	115	82	368	266.0	2.31
5. Iowa State	129	48	490	293.0	2.27
6. Baylor	114	35	437	253.5	2.22
7. Colorado	104	46	365	228.5	2.20
8. Oklahoma	111	56	363	237.5	2.14
9. Texas A&M	113	60	345	232.5	2.06
10. Kansas	110	55	296	203.0	1.85
11. Texas Tech	111	54	267	187.5	1.69

ACES

	G	No.	Avg/G
1. Baylor	114	159	1.39
2. Nebraska	118	154	1.31
3. Kansas State	123	158	1.28
4. Iowa State	129	160	1.24
5. Texas	118	139	1.18
6. Missouri	115	135	1.17
7. Texas Tech	111	128	1.15
8. Kansas	110	124	1.13
9. Oklahoma	111	114	1.03
10. Texas A&M	113	98	0.87
11. Colorado	104	88	0.85

DIGS

	G	No.	Avg/G
1. Missouri	115	1863	16.20
2. Oklahoma	111	1763	15.88
3. Baylor	114	1807	15.85
4. Iowa State	129	2015	15.62
5. Nebraska	118	1734	14.69
6. Colorado	104	1500	14.42
7. Texas A&M	113	1621	14.35
8. Kansas	110	1560	14.18
9. Texas	118	1611	13.65
10. Kansas State	123	1663	13.52
11. Texas Tech	111	1080	9.73

SERVICE ACES

Player	Team	Cl	G	No.	Avg/G
1. Barnes, Taylor	BU	JR	114	49	0.43
2. Larson, Jordan	NU	SR	118	39	0.33
3. Hooker, Destinee	UT	JR	118	37	0.31
4. Witte, Caroline	TTU	JR	97	30	0.31
5. Breyfogle, Anna	BU	JR	92	28	0.30
6. Garlington, Karina	KU	SO	110	33	0.30
Jantsch, Jenny	KSU	SR	120	36	0.30
8. Mass, Ashley	ISU	SO	129	38	0.29
9. Pacheco, Soriana	KSU	JR	103	30	0.29
10. Anderson, Sydney	NU	SO	118	34	0.29

BLOCKS

Player	Team	Cl	G	Solo	Assist	Total	Avg/G
1. Breyfogle, Anna	BU	JR	92	18	115	133.0	1.45
2. Disarro, Chrissy	OU	SO	73	17	76	93.0	1.27
3. Farr, Megan	KSU	SR	123	11	140	151.0	1.23
4. Gates, Amanda	NU	SR	117	12	121	133.0	1.14
5. Chipman, Kelsey	KSU	JR	123	19	115	134.0	1.09
6. Malcom, Jen	ISU	SR	126	15	120	135.0	1.07
7. Doris, Jennifer	UT	SO	115	16	99	115.0	1.00
8. Edelman, Schylur	CU	SO	103	13	87	100.0	0.97
9. Korobkova, Natalya	KSU	JR	121	5	110	115.0	0.95
10. Donaldson, Darla	TAMU	SR	112	17	88	105.0	0.94

DIGS

Player	Team	Cl	G	No.	Avg/G
1. Mass, Ashley	ISU	SO	129	646	5.01
2. Vann, Caitlyn	MU	SO	115	560	4.87
3. Kisner, Heather	UT	JR	118	488	4.14
4. Banwarth, Kayla	NU	SO	114	470	4.12
5. Barnes, Lacy	OU	SR	111	456	4.11
6. Mathewson, Lauren	KSU	SO	123	505	4.11
7. Webster, Callie	CU	SR	97	386	3.98
8. King, Allison	BU	FR	113	445	3.94
9. Manda, Melissa	KU	SO	110	368	3.35
10. Larson, Jordan	NU	SR	118	376	3.19

TEAM - CONFERENCE MATCHES

HITTING %	G	Kills	Errs	Total	Pct
1. Texas	71	1061	261	2303	.347
2. Nebraska	70	1043	357	2525	.272
3. Kansas State	80	1064	393	2805	.239
4. Iowa State	74	1055	423	2753	.230
5. Texas A&M	78	1011	414	2660	.224
6. Baylor	78	1046	422	2839	.220
7. Missouri	78	966	367	2939	.204
8. Kansas	78	981	465	2708	.191
9. Oklahoma	81	964	423	3031	.178
10. Colorado	73	894	439	2609	.174
11. Texas Tech	71	755	443	2214	.141

OPPONENT HITTING %

	G	Kills	Errs	Total	Pct
1. Nebraska	70	780	411	2397	.154
2. Texas	71	892	432	2477	.186
3. Texas A&M	78	957	405	2678	.206
4. Iowa State	74	940	387	2670	.207
5. Oklahoma	81	1100	444	3117	.210
6. Kansas State	80	986	412	2635	.218
7. Baylor	78	1023	396	2864	.219
8. Missouri	78	1087	419	2976	.224
9. Kansas	78	1040	386	2768	.236
10. Colorado	73	1059	410	2664	.244
11. Texas Tech	71	976	305	2140	.314

ASSISTS

	G	No.	Avg/G
1. Texas	71	971	13.68
2. Nebraska	70	956	13.66
3. Iowa State	74	983	13.28
4. Baylor	78	981	12.58
5. Kansas State	80	999	12.49
6. Texas A&M	78	924	11.85
7. Kansas	78	917	11.76
8. Missouri	78	903	11.58
9. Colorado	73	837	11.47
10. Oklahoma	81	884	10.91
11. Texas Tech	71	703	9.90

KILLS

	G	No.	Avg/G
1. Texas	71	1061	14.94
2. Nebraska	70	1043	14.90
3. Iowa State	74	1055	14.26
4. Baylor	78	1046	13.41
5. Kansas State	80	1064	13.30

INDIVIDUAL - CONFERENCE MATCHES

HITTING PERCENTAGE

Player	Team	Cl	G	Kills	Errs	Total	Pct
1. Paolini, Lauren	UT	SR	71	185	18	318	.525
2. Cooper, Kori	NU	JR	63	131	28	269	.383
3. Gates, Amanda	NU	SR	70	133	34	263	.376
4. Engle, Ashley	UT	JR	69	222	55	489	.342
5. Malcom, Jen	ISU	SR	71	197	46	443	.341
6. Chipman, Kelsey	KSU	JR	80	159	27	397	.3



ALL-TIME STANDINGS

Big 12 Conference

Team	Matches			Games			Score	Opp	Last 10	Streak	Home	Away	Neutral	Conf. Only		
	W	L	Pct	W	L	Pct.								W	L	Pct.
Baylor	21	6	.777	68	33	.673	2139	1921	6-4	L4	10-3	10-3	1-0	20	6	.769
Iowa State	39	13	.750	125	56	.691	3158	2659	4-6	L1	19-4	15-8	5-1	34	10	.772
Kansas	34	12	.739	115	50	.697	3178	2566	5-5	L1	19-3	14-9	1-0	33	11	.750
Kansas State	25	20	.555	90	72	.555	2779	2718	5-5	L4	13-9	12-10	0-1	25	19	.568
Missouri	31	14	.688	103	52	.664	2809	2599	2-8	L5	17-5	14-8	0-1	31	13	.704
Nebraska	7	44	.137	32	138	.188	2299	3148	2-8	W1	4-18	1-23	2-3	5	39	.114
Oklahoma	35	15	.700	123	61	.668	3207	2805	4-6	W1	18-4	15-8	2-3	33	11	.750
Texas	8	22	.266	45	72	.385	2107	2331	1-9	L8	4-10	4-11	0-1	8	18	.307
Texas A&M	9	18	.333	39	67	.368	2126	2319	4-6	L1	6-8	3-10	0-0	9	17	.346
Texas Tech	22	4	.846	71	30	.703	2238	1933	8-2	W3	11-2	11-2	0-0	22	4	.846
Totals	231	168	.579	811	631	.562	26040	24999	—	—	121-66	99-92	11-10	220	148	.598

America East

Maine	2-0	8/31/03	W 3-0
TOTALS	2-0	1.000	

Atlantic Coast Conference

Clemson	1-0	8/31/01	W 3-1
Duke	1-0	10/17/88	W 3-0
Florida State	1-0	9/22/90	W 3-1
Georgia Tech	1-1	12/1/00	W 3-1
Maryland	3-0	9/19/98	W 3-0
North Carolina	3-1	9/13/08	L 1-3
Virginia Tech	1-0	9/19/92	W 3-0
TOTALS	11-2	.846	

Atlantic 10 Conference

George Washington	1-0	9/18/87	W 3-2
Rhode Island	2-1	8/30/03	W 3-0
Saint Louis	1-0	9/6/02	W 3-0
TOTALS	4-1	.800	

Big East Conference

Cincinnati	1-0	9/7/06	W 3-0
DePaul	2-0	9/18/92	W 3-0
Georgetown	1-0	9/7/90	W 3-2
Louisville	1-0	9/11/87	W 3-1
Marquette	1-0	9/10/05	W 3-2
Notre Dame	4-3	9/7/02	W 3-0
Pittsburgh	1-0	9/9/04	W 3-0
South Florida	1-0	9/23/89	W 3-0
Villanova	2-0	9/14/03	W 3-0
TOTALS	14-3	.826	

Big Sky Conference

+Idaho State	0-1	9/3/90	L 1-3
Montana	1-0	8/30/91	W 3-0
Montana State	1-2	9/2/91	W 3-0
Northern Arizona	1-0	9/2/88	W 3-1
Weber State	1-0	9/4/90	W 3-0
TOTALS	4-3	.571	

Big South Conference

Winthrop	1-0	9/7/07	W 3-0
TOTALS	1-0	1.000	

Big Ten Conference

Illinois	2-2	12/5/98	L 0-3
Indiana	2-1	9/17/93	W 3-0
Iowa	1-0	9/14/91	W 3-0
Michigan	1-1	12/5/03	L 0-3
Michigan State	2-0	9/16/94	W 3-1
Minnesota	2-2	9/9/95	W 3-0
Northwestern	1-0	9/6/91	W 3-0
Ohio State	1-3	8/31/02	L 2-3
Penn State	1-5	8/29/03	L 1-3
Purdue	1-0	9/9/89	W 3-2
Wisconsin	1-2	9/8/00	L 0-3
TOTALS	15-16	.484	

Big West Conference

Cal State-Northridge	1-0	9/3/04	W 3-0
Long Beach State	0-3	9/18/99	L 1-3
UC-Irvine	0-1	11/14/87	L 0-3
UC-Santa Barbara	1-1	9/19/97	L 1-3
TOTALS	2-5	.400	

Colonial Athletic Association

Hofstra	1-0	11/29/90	W 3-0
UNC-Wilmington	1-0	8/31/07	W 3-0
TOTALS	2-0	1.000	

Conference USA

Central Florida	3-0	9/1/07	W 3-0
Houston	4-2	9/7/94	W 3-0
Memphis	2-0	9/22/89	W 3-0
Southern Miss	1-0	9/9/06	W 3-0
Tulane	0-1	8/24/07	L 2-3
Tulsa	0-1	10/24/86	L 0-3
UTEP	1-0	9/24/88	W 3-0
TOTALS	11-4	.733	

Horizon League

Butler	2-0	9/3/94	W 3-0
TOTALS	2-0	1.000	

Metro Atlantic Athletic Conference

St. Peter's	1-0	8/27/05	W 3-0
TOTALS	1-0	1.000	

Mid-American Conference

Ball State	1-0	9/4/95	W 3-2
Bowling Green	2-0	9/13/02	W 3-0
Eastern Michigan	1-1	11/30/90	W 3-1
Miami (OH)	1-0	9/8/07	W 3-0
Northern Illinois	1-0	9/9/94	W 3-0
TOTALS	6-1	.857	

Mid-Continent Conference

UMKC	1-0	10/30/92	W 3-0
Oral Roberts	3-1	9/2/01	W 3-1
TOTALS	4-1	.800	

Missouri Valley Conference

Creighton	1-0	9/9/05	W 3-2
Illinois State	1-1	9/6/03	W 3-2
Northern Iowa	1-2	11/29/95	L 0-3
SW Missouri State	1-0	9/7/01	W 3-1
Wichita State	0-1	10/25/86	L 0-3
TOTALS	4-4	.500	

Mountain West Conference

Air Force	3-0	9/11/00	W 3-1
BYU	1-3	9/6/01	L 2-3
Colorado State	11-21	9/10/08	L 1-3
New Mexico	1-3	9/10/99	W 3-0
San Diego State	1-0	9/1/89	W 3-2
Utah	3-2	9/8/01	L 2-3
Wyoming	14-6	9/14/99	W 3-0
TOTALS	34-35	.493	

Northeast Conference

Central Connecticut St.	1-0	9/8/06	W 3-0
TOTALS	1-0	1.000	

Ohio Valley Conference

SE Missouri State	1-0	8/29/03	W 3-0
Tennessee Tech	1-0	12/6/97	W 3-0
TOTALS	2-0	1.000	

Pacific 10 Conference

Arizona	0-1	9/14/90	L 0-3
Arizona State	0-1	9/15/90	L 0-3
California	2-0	9/2/07	W 3-0
Oregon	2-2	9/3/04	L 0-3
Stanford	0-7	9/8/05	L 0-3
UCLA	0-3	9/1/06	L 0-3
USC	0-3	9/7/97	L 2-3
Washington	1-2	12/1/06	L 1-3
Washington State	1-0	9/11/99	W 3-1
TOTALS	6-19	.240	

Patriot League

American	2-0	8/27/05	W 3-0
TOTALS	2-0	1.000	

Rocky Mountain Athletic Conf.

UCCS	2-0	10/29/86	W 3-2
Colorado Mines	1-0	10/11/86	W 3-2
Fort Lewis	0-1	10/9/86	L 1-3
Regis	1-0	10/3/87	W 3-1
Western State	2-0	10/9/86	W 3-2'
TOTALS	6-1	.857	

Southeastern Conference

Florida	0-3	9/11/08	L 0-3
Georgia	3-2	9/5/98	W 3-0
Kentucky	2-1	9/2/95	W 3-0
Mississippi	1-0	9/16/88	W 3-0
Mississippi State	1-0	8/30/08	W 3-0
South Carolina	1-0	9/5/89	W 3-0
Tennessee	4-0	9/2/93	W 3-0
TOTALS	12-6	.667	

Southern Conference

Furman	0-1	8/25/07	L 2-3
TOTALS	0-1	.000	

Southland Conference

Texas-Arlington	2-0	9/13/02	W 3-1
Texas A&M-CC	1-0	9/6/08	W 3-0
TOTALS	3-0	1.000	

Sun Belt Conference

Arkansas-Little Rock	1-0	9/5/08	W 3-1
Denver	8-1	8/25/06	W 3-0
New Orleans	2-0	9/9/00	W 3-2
Troy	1-0	8/29/08	W 3-0
Western Kentucky	2-0	9/16/92	W 3-0
TOTALS	14-1	.933	

SWAC Conference

Arkansas-Pine Bluff	1-0	8/30/08	W 3-0
Texas Southern	1-0	9/6/08	W 3-0
TOTALS	2-0	1.000	

West Coast Conference

Gonzaga	2-0	9/17/95	W 3-1
Loyola Marymount	2-1	9/7/02	L 0-3
Pepperdine	2-0	9/13/91	W 3-2
Portland	0-1	8/30/91	L 2-3
St. Mary's	1-0	11/18/88	W 3-0
San Diego	2-0	9/10/04	W 3-2
San Francisco	1-1	9/11/88	W 3-0
Santa Clara	0-1	9/3/00	L 2-3
TOTALS	10-4	.714	

Western Athletic Conference

Hawai'i	0-5	9/2/06	L 0-3
Nevada	0-1	9/21/86	L 0-3
New Mexico State	2-0	11/30/06	W 3-0
San Jose State	1-1	12/4/98	W 3-0
Utah State	0-1	11/13/86	L 1-3
TOTALS	3-8	.272	

Division I Independent

Northern Colorado	1-0	11/26/05	L W 3-0
TOTALS	1-0	1.000	

HISTORY

ALL-TIME SERIES RESULTS



Air Force (3-0)

Date	Loc.	Res.	Score by Games
9/19/96	H	W	15-4, 15-6, 15-9
9/7/99	H	W	14-16, 15-12, 15-0, 15-2
9/11/00	A	W	15-8, 15-11, 3-15, 16-14

American (2-0)

Date	Loc.	Res.	Score by Games
11/30/01	N	W	30-25, 30-22, 30-22
8/27/05	A	W	30-22, 30-16, 30-26

Arizona (0-1)

Date	Loc.	Res.	Score by Games
9/14/90	A	L	9-15, 10-15, 13-15

Arizona State (0-1)

Date	Loc.	Res.	Score by Games
9/15/90	A	L	8-15, 13-15, 6-15

Arkansas-Little Rock (1-0)

Date	Loc.	Res.	Score by Games
9/5/08	N	W	15-25, 25-20, 25-23, 27-25

Arkansas-Pine Bluff (1-0)

Date	Loc.	Res.	Score by Games
8/30/08	N	W	25-13, 25-11, 25-9

Ball State (1-0)

Date	Loc.	Res.	Score by Games
9/4/95	H	W	15-12, 7-15, 2-15, 15-0, 24-22

Baylor (21-6)

Date	Loc.	Res.	Score by Games
8/31/91	N	W	15-3, 15-6, 15-9
10/26/96	A	W	15-13, 15-9, 15-12
11/22/96	H	W	15-9, 15-11, 15-2
11/11/97	H	W	15-12, 15-5, 15-13
11/21/97	A	W	15-12, 10-15, 15-6, 15-3
10/9/98	A	W	15-9, 12-15, 15-6, 15-6
11/15/98	H	W	15-6, 15-8, 15-5
9/25/99	H	W	11-15, 6-15, 15-10, 15-12, 15-9
10/27/99	A	L	8-15, 15-9, 8-15, 5-15
10/4/00	H	L	11-15, 15-17, 7-15
11/11/00	A	W	15-7, 8-15, 15-8, 15-10
9/22/01	A	W	30-25, 27-30, 30-26, 31-29
10/31/01	H	W	23-30, 27-30, 30-22, 30-26, 15-13
9/18/02	A	W	27-30, 30-28, 30-18, 30-27
11/27/02	H	W	30-22, 30-25, 30-26
10/11/03	A	W	30-21, 30-25, 30-25
11/5/03	H	W	30-22, 30-23, 30-15
9/25/04	H	W	30-25, 30-22, 31-29
11/17/04	A	W	30-25, 30-22, 30-25
10/5/05	H	W	30-15, 24-30, 30-26, 30-32, 15-8
11/12/05	A	W	30-25, 30-21, 30-27
10/18/06	A	W	30-16, 34-36, 26-30, 30-27, 18-16
11/22/06	H	W	30-28, 23-30, 28-30, 30-23, 15-12
9/19/07	H	L	26-30, 32-30, 30-27, 26-30, 14-16
10/20/07	A	L	22-30, 30-22, 30-24, 17-30, 9-15
10/1/08	A	L	10-25, 14-25, 13-25
11/8/08	H	L	21-25, 19-25, 23-25

Bowling Green (2-0)

Date	Loc.	Res.	Score by Games
9/4/93	H	W	15-6, 15-3, 15-4
9/13/02	H	W	30-16, 30-29, 30-24

Brigham Young (1-3)

Date	Loc.	Res.	Score by Games
9/1/90	A	L	15-11, 9-15, 12-15, 16-18
9/2/94	H	L	15-8, 13-15, 12-15, 9-15
9/8/95	A	W	12-15, 15-6, 15-2, 15-10
9/6/01	A	L	35-33, 25-30, 30-26, 27-30, 10-15

Butler (2-0)

Date	Loc.	Res.	Score by Games
9/25/93	N	W	15-7, 15-4, 15-7
9/3/94	H	W	15-2, 15-7, 15-11

California (2-0)

Date	Loc.	Res.	Score by Games
9/3/99	H	W	15-7, 10-15, 10-15, 15-9, 15-6
9/2/07	H	W	30-28, 30-25, 30-28

Cal-Irvine (0-1)

Date	Loc.	Res.	Score by Games
11/14/87	A	L	10-15, 14-16, 8-15

Cal-Santa Barbara (1-1)

Date	Loc.	Res.	Score by Games
9/2/89	N	W	15-8, 15-7, 15-9
9/19/97	N	L	15-11, 13-15, 8-15, 6-15

Cal State-Northridge (1-0)

Date	Loc.	Res.	Score by Games
9/3/04	N	W	30-26, 30-20, 30-11

Central Connecticut State (1-0)

Date	Loc.	Res.	Score by Games
9/8/06	H	W	30-13, 30-14, 30-10

Central Florida (3-0)

Date	Loc.	Res.	Score by Games
9/1/00	H	W	15-12, 15-13, 15-13
9/5/03	N	W	30-22, 30-26, 30-23
9/1/07	H	W	30-26, 30-22, 30-23

Cincinnati (1-0)

Date	Loc.	Res.	Score by Games
9/7/06	H	W	30-24, 32-30, 30-20

Clemson (1-0)

Date	Loc.	Res.	Score by Games
8/31/01	H	W	29-31, 30-15, 30-17, 30-26

CU-Colorado Springs (2-0)

Date	Loc.	Res.	Score by Games
10/1/86	A	W	15-10, 15-10, 17-15
10/29/86	H	W	6-15, 15-5, 14-16, 16-14, 16-14

Colorado Mines (1-0)

Date	Loc.	Res.	Score by Games
10/11/86	H	W	12-15, 15-7, 15-12, 14-16, 15-5

Colorado State (11-21)

Date	Loc.	Res.	Score by Games
9/2/87	A	L	5-15, 3-15, 3-15
11/3/87	H	L	15-10, 4-15, 9-15, 8-15
9/7/88	A	L	8-15, 20-18, 9-15, 10-15
11/2/88	H	W	19-17, 9-15, 4-15, 15-12, 15-11
9/12/89	H	L	15-7, 13-15, 8-15, 14-16
11/14/89	A	L	9-15, 15-11, 3-15, 16-14, 12-15
9/11/90	A	L	4-15, 5-15, 15-4, 13-15
10/17/90	H	L	10-15, 4-15, 15-11, 15-8, 4-15
9/18/91	A	W	7-15, 13-15, 15-8, 15-10, 15-7
11/5/91	H	W	15-6, 15-12, 5-15, 15-5
10/20/92	H	W	11-15, 15-12, 15-6, 15-11
11/10/92	A	L	7-15, 12-15, 3-15
10/5/93	A	W	16-15, 15-17, 15-12, 15-5
11/16/93	H	W	15-4, 15-10, 15-13
10/19/94	H	W	15-12, 15-6, 15-12
11/9/94	A	W	15-4, 12-15, 15-3, 15-1
10/4/95	H	L	15-11, 12-15, 9-15, 4-15
10/24/95	A	W	12-15, 15-5, 15-5, 5-15, 16-14
9/17/96	H	L	9-15, 10-15, 9-15
9/16/97	A	L	8-15, 15-9, 4-15, 8-15
9/16/98	H	W	15-11, 15-9, 15-3
9/1/99	A	L	9-15, 3-15, 15-17
9/5/00	H	L	7-15, 15-8, 5-15, 5-15
12/2/00	A	L	11-15, 15-10, 15-10, 6-15, 10-15
10/15/01	A	L	23-30, 23-30, 18-30
12/1/01	A	L	30-28, 17-30, 21-30, 33-31, 14-16
9/10/02	H	W	17-30, 30-23, 30-27, 30-26
9/9/03	A	L	30-25, 20-30, 22-30, 20-30
9/7/04	H	L	28-30, 25-30, 26-30
12/2/05	A	L	30-26, 24-30, 19-30, 27-30
9/6/07	A	L	28-30, 27-30, 28-30
9/10/08	H	L	23-25, 23-25, 25-19, 16-25

Creighton (1-0)

Date	Loc.	Res.	Score by Games
9/9/05	H	W	30-25, 35-33, 26-30, 30-20

Denver (8-1)

Date	Loc.	Res.	Score by Games
9/16/86	A	L	8-15, 15-13, 16-18, 4-15
11/5/86	H	W	16-14, 15-1, 15-3
11/1/98	H	W	15-9 15-3, 15-10
9/2/99	H	W	15-6, 15-5, 15-6
9/19/00	A	W	15-3, 15-9, 13-15, 15-7
10/5/01	H	W	30-21, 30-16, 30-28
9/6/03	A	W	30-23, 30-25, 30-25
9/1/04	H	W	30-15, 28-30, 30-20, 30-21
8/25/06	H	W	30-27, 30-23, 32-30

DePaul (2-0)

Date	Loc.	Res.	Score by Games
9/3/92	H	W	15-8, 15-7, 15-1
9/18/92	N	W	16-15, 15-9, 15-18

Duke (1-0)

Date	Loc.	Res.	Score by Games
10/17/88	N	W	15-4, 15-8, 15-8

Eastern Michigan (1-1)

Date	Loc.	Res.	Score by Games
9/10/88	N	W	15-6, 15-4, 15-12
11/30/90	N	L	7-15, 15-13, 11-15, 13-15

Florida (0-3)

Date	Loc.	Res.	Score by Games
11/25/05	N	L	17-30, 19-30, 24-30
9/3/06	N	L	19-30, 21-30, 29-31
9/3/08	H	L	22-25, 20-25, 25-22, 18-25

Florida State (1-0)

Date	Loc.	Res.	Score by Games
9/22/90	H	W	15-4, 15-5, 9-15, 15-5

Fort Lewis (0-1)

Date	Loc.	Res.	Score by Games
10/9/86	A	L	15-5, 8-15, 11-15, 3-15

Furman (0-1)

Date	Loc.	Res.	Score by Games
9/3/07	N	L	30-314, 30-24, 25-30, 28-30, 12-15

George Washington (1-0)

Date	Loc.	Res.	Score by Games
9/18/87	N	W	12-15, 9-15, 15-8, 15-4, 17-15

Georgetown (1-0)

Date	Loc.	Res.	Score by Games
9/7/90	N	W	15-8, 13-15, 14-16, 15-3, 16-14

Georgia (3-2)

Date	Loc.	Res.	Score by Games
9/9/88	N	W	15-11, 15-9, 11-15, 15-11
9/28/91	N	L	8-15, 7-15, 11-15
9/7/95	N	L	15-1, 11-15, 13-15, 15-10, 15-11
9/11/97	H	W	15-5, 10-15, 15-2, 15-11
9/5/98	N	W	15-12, 15-4, 15-1

Georgia Tech (1-1)

Date	Loc.	Res.	Score by Games
9/3/95	H	L	6-15, 15-6, 15-13, 14-16, 19-21
12/1/00	N	W	11-15, 15-5, 16-14, 15-10

Gonzaga (2-0)

Date	Loc.	Res.	Score by Games
9/21/91	N	W	15-7, 15-11, 11-15, 15-6
9/17/95	H	W	15-2, 15-6, 7-15, 15-3

Hawai'i (0-5)

Date	Loc.	Res.	Score by Games
12/8/96	A	L	12-15, 11-15, 12-15
9/17/99	A	L	9-15, 0-15, 5-15
9/1/02	A	L	18-30, 21-30, 22-30
12/2/04	N	L	30-24, 22-30, 20-30, 24-30
9/2/06	A	L	30-32, 23-30, 20-30

Hofstra (1-0)

Date	Loc.	Res.	Score by Games
11/29/90	N	W	15-11, 15-8, 15-7

Houston (4-2)

Date	Loc.	Res.	Score by Games
9/24/88	N	L	11-15, 6-15, 10-15
11/30/90	N	L	10-15, 9-15, 15-12, 5-15
9/7/91	H	W	13-15, 15-5, 15-3, 15-7
11/2			



ALL-TIME SERIES RESULTS

HISTORY

Iowa (1-0)

Date	Loc.	Res.	Score by Games
9/14/91	N	W	15-9, 15-9, 15-3

Iowa State (39-13)

Date	Loc.	Res.	Score by Games
9/4/86	H	L	1-15, 5-15, 7-15
10/17/86	A	L	2-15, 6-15, 1-15
10/24/87	H	L	7-15, 13-15, 14-16
10/31/87	A	L	0-15, 13-15, 14-16
11/20/87	N	W	5-15, 12-15, 15-12, 15-9, 16-14
10/1/88	A	W	15-5, 15-7, 15-13
11/12/88	H	W	15-9, 15-13, 15-11
10/6/89	H	W	15-2, 15-6, 15-11
10/28/89	A	W	15-8, 15-4, 10-15, 15-6
9/29/90	H	W	15-7, 15-8, 15-11
10/26/90	A	L	10-15, 11-15, 12-15
11/23/90	N	W	15-13, 15-10, 15-13
10/10/91	A	W	15-2, 15-10, 15-6
10/25/91	H	W	16-14, 15-4, 15-8
10/7/92	A	W	4-15, 10-15, 15-5, 15-0, 16-14
11/7/92	H	W	15-2, 15-8, 15-3
11/27/92	N	W	15-9, 15-6, 15-13
10/16/93	H	W	15-5, 15-11, 15-8
11/13/93	A	W	15-7, 15-3, 15-13
11/26/93	N	W	7-15, 15-8, 15-10, 15-7
10/8/94	H	W	15-3, 15-8, 15-8
11/5/94	A	W	15-7, 16-18, 15-10, 15-8
11/25/94	N	W	14-16, 16-14, 11-15, 15-11, 16-14
10/14/95	A	L	14-16, 15-6, 15-3, 13-15, 10-15
11/11/95	H	W	6-15, 15-13, 13-15, 15-11, 17-15
11/24/95	N	L	17-15, 9-15, 15-17, 11-15
10/5/96	A	W	15-9, 15-8, 15-10
11/8/96	H	W	15-9, 15-9, 15-1
10/4/97	H	W	15-8, 15-4, 15-9
11/7/97	A	W	15-7, 15-4, 15-9
9/27/98	H	W	15-8, 15-4, 15-3
10/30/98	A	W	15-2, 15-7, 15-2
10/1/99	H	W	15-13, 15-10, 15-10
11/5/99	A	W	15-8, 15-9, 15-13
9/30/00	A	W	15-11, 15-7, 15-4
11/8/00	W	W	15-8, 15-6, 15-9
10/13/01	H	W	30-12, 30-11, 30-25
10/27/01	A	W	30-20, 30-22, 30-23
10/23/02	A	W	28-30, 30-21, 31-29, 30-20
11/9/02	H	W	30-21, 30-20, 30-19
9/27/03	H	W	30-22, 30-21, 32-34, 30-19
10/29/03	A	W	29-31, 30-18, 18-30, 30-27, 15-10
10/5/04	A	W	30-28, 30-25, 30-20
11/24/04	H	W	30-16, 30-26, 30-16
9/28/05	A	L	26-30, 28-30, 21-30
10/26/05	H	W	30-27, 30-21, 31-29
10/11/06	H	L	20-30, 25-30, 27-30
11/25/06	A	L	27-30, 30-24, 28-30, 31-29, 9-15
10/17/07	H	L	30-25, 24-30, 30-25, 19-30, 13-15
10/31/07	A	L	23-30, 17-30, 20-30
10/18/08	H	W	22-25, 26-24, 21-25, 28-26, 15-12
11/19/08	A	L	25-21, 19-25, 30-32, 15-25

Kansas (34-12)

Date	Loc.	Res.	Score by Games
10/23/86	A	L	3-15, 5-15, 5-15
10/17/87	A	L	15-9, 7-15, 2-15, 7-15
11/7/87	H	W	15-8, 13-15, 15-3, 15-11
10/21/88	A	W	16-14, 15-8, 17-15
11/5/88	H	W	15-3, 15-3, 15-4
10/7/89	H	W	13-15, 15-0, 15-8, 15-4
11/4/89	A	W	15-9, 15-4, 15-12
10/20/90	A	W	15-9, 16-14, 15-13
11/17/90	H	W	16-14, 15-4, 15-7
10/18/91	A	W	15-13, 6-15, 15-11, 17-15
11/15/91	H	W	15-5, 15-11, 10-15, 15-8
11/29/91	N	W	15-7, 15-3, 15-8
9/25/92	H	W	15-7, 15-6, 15-5
10/31/92	A	W	15-12, 15-5, 10-15, 15-5
10/22/93	A	W	15-2, 15-6, 15-13
11/6/93	H	W	15-10, 10-15, 15-9, 15-6
10/15/94	H	W	15-3, 15-1, 15-0
11/12/94	A	W	15-4, 15-2, 15-6
10/7/95	A	W	15-12, 16-14, 10-15, 15-11
11/4/95	H	W	15-7, 15-7, 15-8
9/28/96	H	W	15-13, 15-13, 15-2
11/15/96	A	W	15-7, 15-11, 15-5
9/27/97	A	W	15-7, 15-7, 15-10
11/14/97	H	W	15-10, 15-2, 15-9
10/3/98	A	W	15-11, 15-6, 15-5
10/23/98	H	W	15-2, 15-10, 15-4
10/20/99	H	W	15-4, 15-6, 15-5
11/27/99	A	W	15-9, 15-11, 17-15
9/13/00	A	L	15-6, 6-15, 12-15, 15-4, 14-16

(Kansas cont.)

Date	Loc.	Res.	Score by Games
10/21/00	H	W	15-11, 15-12, 15-11
9/29/01	A	L	24-30, 27-30, 30-21, 26-30
11/24/01	H	W	30-25, 30-27, 30-23
9/25/02	H	L	30-19, 21-30, 31-29, 28-30, 13-15
11/30/02	A	L	30-22, 17-30, 22-30, 33-35
9/20/03	A	L	24-30, 28-30, 25-30
10/24/03	H	W	31-29, 26-30, 30-26, 20-30, 15-13
10/9/04	H	W	30-23, 30-22, 30-21
11/27/04	A	L	22-30, 31-29, 29-31, 19-30
10/1/05	H	L	32-30, 29-31, 30-17, 32-34, 6-15
11/2/05	A	W	26-30, 32-30, 30-27, 30-21
9/23/06	H	W	30-28, 22-30, 20-30, 30-19, 15-7
11/8/06	A	W	30-25, 30-28, 32-30
10/10/07	A	L	23-30, 26-30, 30-22, 27-30
11/10/07	H	L	30-16, 30-24, 24-30, 31-33, 11-15
9/17/08	H	W	25-18, 26-28, 15-25, 26-24, 15-12
11/5/08	A	L	13-25, 28-30, 17-25

Kansas State (25-20)

Date	Loc.	Res.	Score by Games
10/25/86	N	L	5-15, 5-15, 1-15
10/10/87	H	L	6-15, 13-15, 10-15
10/16/87	A	L	9-15, 9-15, 15-11, 9-15
10/7/88	A	W	15-7, 15-13, 15-7
11/4/88	H	W	12-15, 15-4, 15-13, 15-8
10/13/89	A	W	15-4, 15-6, 15-9
11/10/89	H	W	15-3, 15-3, 15-7
10/19/90	A	W	15-4, 15-9, 15-2
11/16/90	H	W	15-12, 15-2, 17-15
10/19/91	A	W	15-11, 15-5, 15-2
11/22/91	H	W	15-11, 15-8, 15-5
10/17/92	H	W	15-5, 15-6, 15-13
11/21/92	A	W	15-5, 15-3, 10-15, 15-10
9/22/93	H	W	15-3, 15-9, 15-6
10/23/93	A	W	15-7, 15-2, 15-7
10/1/94	H	W	15-6, 15-9, 15-6
11/19/94	A	W	15-8, 15-10, 15-12
9/30/95	A	L	10-15, 11-15, 15-10, 4-15
11/18/95	H	W	15-12, 15-8, 15-6
9/27/96	H	L	10-15, 15-4, 15-10, 10-15, 9-15
11/16/96	A	W	16-14, 13-15, 15-3, 15-7
9/26/97	A	W	15-12, 8-15, 15-12, 15-12
11/15/97	H	W	15-9, 15-3, 16-14
11/7/98	H	L	11-15, 11-15, 16-14, 9-15
11/27/98	A	W	15-13, 9-15, 16-14, 15-8
10/6/99	H	L	9-15, 10-15, 15-13, 2-15
11/3/99	A	W	8-15, 5-15, 15-11, 15-12, 16-14
10/11/00	A	L	8-15, 12-15, 9-15
11/18/00	H	L	13-15, 11-15, 4-15
10/6/01	H	W	30-20, 27-30, 30-28, 31-29
11/10/01	A	L	30-27, 25-30, 26-30, 18-30
10/12/02	A	L	23-30, 24-30, 30-17, 23-30
10/26/02	H	L	22-30, 19-30, 31-33
10/18/03	A	L	25-30, 21-30, 17-30
11/1/03	H	L	24-30, 30-20, 26-30, 22-30
9/15/04	H	W	30-23, 30-28, 30-26
11/10/04	A	L	21-30, 11-30, 30-27, 19-30
10/12/05	H	W	30-14, 30-25, 25-30, 28-30, 15-5
11/16/05	A	L	30-19, 21-30, 30-28, 23-30, 16-18
10/7/06	A	W	31-29, 30-28, 34-32
11/1/06	H	W	27-30, 37-35, 33-31, 23-30, 15-12
9/22/07	H	L	24-30, 30-24, 30-27, 27-30, 12-15
11/17/07	A	L	17-30, 26-30, 16-30
9/20/08	A	L	15-25, 16-25, 19-25
11/12/08	H	L	25-23, 20-25, 18-25, 25-27

Kentucky (2-1)

Date	Loc.	Res.	Score by Games
10/5/90	N	W	15-6, 15-2, 13-15, 8-15, 15-7
9/24/93	A	L	12-15, 8-15, 6-15
9/2/95	H	W	15-10, 15-5, 15-7

Long Beach State (0-3)

Date	Loc.	Res.	Score by Games
11/13/87	A	L	11-15, 6-15, 6-15
9/10/93	N	L	15-10, 8-15, 7-15, 6-15
9/18/99	N	L	15-11, 12-15, 8-15, 11-15

Louisville (1-0)

Date	Loc.	Res.	Score by Games
9/11/87	H	W	15-3, 15-7, 13-15, 15-13

Loyola Marymount (2-1)

Date	Loc.	Res.	Score by Games
9/21/90	H	W	15-4, 15-10, 15-8
9/1/01	H	W	30-20, 30-22, 30-28
9/7/02	A	L	22-30, 27-30, 18-30

Maine (2-0)

Date	Loc.	Res.	Score by Games
9/14/02	H	W	30-15, 30-15, 30-17
8/31/03	A	W	30-22, 30-24, 30-28

Marquette (1-0)

Date	Loc.	Res.	Score by Games
9/10/05	H	W	24-30, 23-30, 30-18, 30-28, 15-11

Maryland (3-0)

Date	Loc.	Res.	Score by Games
9/8/90	N	W	15-7, 15-9, 15-5
9/28/91	N	W	15-8, 15-11, 15-13
9/19/98	H	W	15-12, 15-4, 15-10

Memphis (2-0)

Date	Loc.	Res.	Score by Games
9/17/88	H	W	15-12, 15-10, 15-2
9/22/89	N	W	15-8, 15-7, 15-13

Miami (Ohio) (1-0)

Date	Loc.	Res.	Score by Games
9/8/07	N	W	30-21, 30-26, 30-14

Michigan (1-1)

Date	Loc.	Res.	Score by Games
9/18/93	H	W	15-11, 15-17, 15-13, 15-9
12/5/03	N	L	22-30, 22-30, 11-30

Michigan State (2-0)

Date	Loc.	Res.	Score by Games
9/11/87	H	W	15-7, 15-10, 15-9
9/16/94	H	W	16-14, 15-3, 14-16, 15-3

Minnesota (2-2)

Date	Loc.	Res.	Score by Games
9/19/87	N	L	1-15, 14-16, 9-15
12/2/89	N	L	12-15, 15-13, 6-15, 9-15
9/3/93	H	W	15-9, 5-15, 15-3, 15-7
9/9/95	N	W	15-5, 15-12, 15-10

Mississippi (1-0)

Date	Loc.	Res.	Score by Games
9/16/88	H	W	15-6, 15-6, 15-10

Mississippi State (1-0)

Date	Loc.	Res.	Score by Games
8/30/08	A	W	25-19, 25-21, 25-21

Missouri (31-14)

Date	Loc.	Res.	Score by Games
10/19/86	N	L	12-15, 5-15, 10-15
10/30/87	A	W	15-11, 15-10, 15-8
11/6/87	H	W	15-4, 15-6, 15-11
10/15/88	H		

ALL-TIME SERIES RESULTS



HISTORY

(Missouri cont.)				
Date	Loc.	Res.	Score by Games	
10/3/07	H	L	20-30, 19-30, 30-26	30-28, 9-15
11/24/07	A	L	20-30, 23-30	22-30
10/22/08	A	L	18-25, 23-25	17-25
11/15/08	H	L	23-25, 22-25, 25-20	20-25

Missouri-Kansas City (1-0)

Date	Loc.	Res.	Score by Games	
10/30/92	A	W	15-9, 15-3	15-6

Missouri State (1-0)

Date	Loc.	Res.	Score by Games	
9/7/01	N	W	30-23, 21-30, 30-24	30-26

Montana (1-0)

Date	Loc.	Res.	Score by Games	
8/30/91	N	W	15-10, 17-15	15-12

Montana State (1-2)

Date	Loc.	Res.	Score by Games	
9/10/86	H	L	5-15, 4-15	10-15
9/13/86	N	L	10-15, 9-15	6-15
9/2/91	H	W	15-6, 15-9	15-5

Nebraska (7-44)

Date	Loc.	Res.	Score by Games	
10/2/87	H	L	4-15, 5-15	11-15
10/29/87	A	L	6-15, 3-15	5-15
10/8/88	A	L	11-15, 9-15	15-13, 7-15
11/10/88	H	L	8-15, 1-15	14-16
11/26/88	N	L	15-13, 10-15	5-15, 7-15
9/30/89	H	L	13-15, 4-15	10-15
10/14/89	A	L	7-15, 15-10, 6-15	15-17
10/27/90	A	L	5-15, 4-15	11-15
11/13/90	H	L	15-5, 15-11, 3-15	7-15, 5-15
11/24/90	N	L	5-15, 13-15	9-15
9/27/91	A	L	10-15, 13-15	7-15
10/26/91	H	L	14-16, 12-15	9-15
10/24/92	A	L	5-15, 9-15	12-15
11/4/92	H	L	5-15, 10-15, 15-9	15-8, 14-16
11/28/92	N	W	16-14, 15-11, 9-15	15-8
12/3/92	A	L	11-15, 8-15	15-8, 17-19
10/13/93	H	W	15-13, 9-15, 15-12	5-15, 15-9
10/30/93	A	L	8-15, 8-15	8-15
11/27/93	N	W	7-15, 15-10, 9-15	15-13, 15-11
10/29/94	A	L	3-15, 12-15	5-15
11/16/94	H	L	13-15, 5-15	2-15
11/26/94	N	L	6-15, 15-13, 5-15	8-15
12/9/94	A	L	11-15, 7-15	5-15
9/27/95	H	L	6-15, 5-15	12-15
10/21/95	A	L	4-15, 3-15	2-15
10/9/96	H	L	14-16, 10-15	11-15
10/30/96	A	L	4-15, 5-15	11-15
10/8/97	A	W	11-15, 15-9, 15-7	6-15, 15-8
10/28/97	H	W	15-4, 15-13	15-12
11/4/98	A	L	7-15, 5-15	3-15
11/25/98	H	L	10-15, 12-15	12-15
10/9/99	A	L	4-15, 5-15	15-7, 7-15
11/10/99	H	L	10-15, 15-9, 5-15	11-15
9/27/00	H	L	5-15, 6-15	9-15
11/4/00	A	L	12-15, 3-15	13-15
9/19/01	H	L	27-30, 16-30	23-30
11/21/01	A	L	23-30, 17-30	24-30
10/2/02	A	L	23-30, 24-30	16-30
10/30/02	H	L	23-30, 20-30	26-30
10/1/03	A	L	22-30, 24-30	16-30
11/26/03	H	L	31-33, 30-15	18-30, 26-30
9/22/04	H	L	25-30, 25-30	23-30
10/27/04	A	L	29-31, 12-30	23-30
9/17/05	H	L	22-30, 20-30	23-30
11/23/05	A	L	19-30, 26-30	19-30
10/14/06	A	L	27-30, 18-30	21-30
11/11/06	H	W	19-30, 30-28, 15-30	30-27, 15-12
10/6/07	H	L	25-30, 18-30	20-30
11/7/07	A	L	17-30, 22-30	20-30
10/4/08	A	L	19-25, 15-25	24-26
10/29/08	H	W	25-19, 27-25	18-25, 25-16

Nevada-Reno (0-1)

Date	Loc.	Res.	Score by Games	
9/21/86	H	L	4-15, 6-15	3-15

New Mexico (1-3)

Date	Loc.	Res.	Score by Games	
9/12/86	A	L	2-15, 3-15	4-15
9/17/88	H	L	15-6, 2-15	15-11, 0-15, 7-15
9/23/88	A	L	15-9, 7-15	4-15, 10-15
9/10/99	A	W	15-7, 15-7	15-1

New Mexico State (2-0)

Date	Loc.	Res.	Score by Games	
9/18/98	H	W	15-4, 15-8	15-10
11/30/06	H	W	30-24, 30-20	34-32

New Orleans (2-0)

Date	Loc.	Res.	Score by Games	
9/7/94	H	W	15-3, 15-8	15-8
9/9/00	A	W	15-6, 14-16, 6-15	15-8, 15-13

North Carolina (3-1)

Date	Loc.	Res.	Score by Games	
9/30/94	H	W	15-12, 15-5	15-5
9/7/96	A	W	15-7, 7-15, 15-6	7-15, 15-12
9/11/04	H	W	30-22, 30-32	30-23, 30-22
9/13/08	H	L	17-25, 25-23	21-25, 25-27

Northern Arizona (1-0)

Date	Loc.	Res.	Score by Games	
9/2/88	H	W	15-10, 15-10	12-15, 15-11

Northern Colorado (1-0)

Date	Loc.	Res.	Score by Games	
11/26/05	N	W	30-20, 30-24	30-22

Northern Illinois (1-0)

Date	Loc.	Res.	Score by Games	
9/9/94	N	W	15-3, 15-9	15-4

Northern Iowa (1-2)

Date	Loc.	Res.	Score by Games	
9/12/87	H	L	1-15, 10-15	4-15
12/4/94	H	W	14-16, 15-13	15-9, 15-12
11/29/95	A	L	7-15, 12-15	19-21

Northwestern (1-0)

Date	Loc.	Res.	Score by Games	
9/6/91	H	W	15-12, 15-10	15-8

Notre Dame (4-3)

Date	Loc.	Res.	Score by Games	
11/9/90	A	W	15-13, 15-3	15-12
9/15/94	H	L	4-15, 15-3	13-15, 12-15
9/23/95	A	L	13-15, 1-15	14-16
9/24/95	A	L	0-15, 9-15	4-15
9/13/97	H	W	15-7, 15-9	15-4
9/6/98	A	W	15-6, 15-13	15-6
9/7/02	N	W	30-25, 30-24	30-26

Ohio State (1-3)

Date	Loc.	Res.	Score by Games	
9/11/92	N	L	15-13, 11-15	6-15, 15-10, 13-15
9/11/94	A	L	2-15, 12-15	12-15
9/1/95	H	W	9-15, 15-4	15-7, 15-7
8/31/02	N	L	30-32, 21-30	30-26, 30-21, 11-15

Oklahoma (35-15)

Date	Loc.	Res.	Score by Games	
11/8/86	A	L	5-15, 13-15	6-15
11/21/86	N	L	10-15, 0-15	5-15
9/17/87	H	L	3-15, 7-15	15-11, 16-14, 10-15
10/15/87	A	L	0-15, 1-15	16-14, 7-15
11/21/87	N	L	1-15, 3-15	3-15
9/29/88	A	L	14-16, 15-8, 15-10	12-15, 12-15
10/13/88	H	L	8-15, 16-14	6-15, 10-15
11/25/88	N	W	15-12, 15-5	15-11
10/26/89	A	W	15-4, 12-15	17-15, 15-6
11/11/89	H	W	15-11, 15-10	15-7
11/18/89	N	W	20-18, 15-10	13-15, 15-7
11/24/89	N	L	12-15, 15-13	6-15, 9-15
10/13/90	H	W	12-15, 15-13	15-6, 15-8
11/3/90	A	W	13-15, 15-5	15-10, 15-0
10/5/91	H	W	15-10, 15-13	15-6
11/9/91	A	W	14-16, 11-15	15-7, 15-9, 15-12
10/14/92	A	W	16-14, 15-9	15-11
11/18/92	H	W	15-8, 15-3	15-7
10/26/93	H	W	15-13, 16-14	15-13
11/3/93	A	W	12-15, 15-8	7-15, 15-3, 15-10
9/28/94	A	W	15-11, 15-13	17-15
11/2/94	H	W	15-6, 15-11	15-3
10/11/95	H	W	13-15, 15-4	15-6, 15-8
11/15/95	A	W	12-15, 15-9	15-7, 15-6
10/11/96	H	W	13-15, 15-4	15-6, 15-8
11/2/96	A	L	10-15, 16-14	15-12, 10-15, 11-15
10/11/97	A	W	15-13, 14-16	8-15, 15-9, 15-9
10/31/97	H	W	16-14, 15-11	15-12
10/2/98	A	W	15-6, 15-9	11-15, 15-3
10/24/98	H	W	15-8, 15-9	8-15, 15-4
9/22/99	A	W	15-8, 15-3	15-9
10/30/99	H	W	15-6, 15-7	9-15, 15-3
9/16/00	H	W	15-8, 15-12	15-5

10/25/00	A	W	15-11, 15-9	15-12
10/28/01	A	W	30-21, 30-22	30-23
11/17/01	H	W	30-22, 30-25	30-26
10/5/02	H	W	30-16, 30-25	28-30, 30-17
11/23/02	A	W	30-27, 30-29	30-25
10/15/03	H	W	30-22, 30-24	30-19
11/28/03	A	W	30-28, 30-28	30-22
10/16/04	A	L	24-30, 30-16	30-22, 20-30, 11-15
11/13/04	H	W	30-24, 30-13	30-24
9/24/05	A	W	30-26, 24-30	26-30, 30-27, 15-12
10/22/05	H	W	30-24, 30-28	30-25
9/30/06	H	L	30-22, 18-30	21-30, 30-23, 6-15
11/18/06	A	L	22-30, 31-29	32-30, 24-30, 9-15
9/26/07	A	L	30-21, 30-16	18-30, 27-30, 10-15
10/24/07	H	L	27-30, 30-24	29-31, 25-30
10/15/08	A	L	15-25, 21-25	15-25
11/26/08	H	W	26-24, 25-22	25-23

Oral Roberts (3-1)

Date	Loc.	Res.	Score by Games	
11/7/86	A	L	11-15, 6-15	9-15
12/4/96	H	W	15-9, 13-15	15-7, 15-12
12/7/97	H	W	13-15, 15-10	14-16, 6-15, 15-12
9/2/01	H	W	30-20, 30-25	25-30, 30-28

Oregon (2-2)

Date	Loc.	Res.	Score by Games	
8/31/91	N	L	7-15, 11-15	17-15, 10-15
9/4/92	H	W	15-11, 15-8	15-9
9/12/03	H	W	30-22, 30-23	30-23
9/3/04	A	L	24-30, 28-30	25-30

Pacific (0-1)

Date	Loc.	Res.	Score by Games	
10/8/93	N	L	6-15, 15-17	2-15

Penn State (1-5)

Date	Loc.	Res.	Score by Games	
9/9/89	N	W	10-15, 15-13	15-11, 8-15, 15-13
9/8/90	A	L	7-15, 4-15	7-15
10/6/90	N	L	7-15, 15-13	10-15, 8-15
12/7/91	A	L	15-8, 15-10	11-15, 6-15, 11-15
12/9/93	N	L	15-9, 14-16	18-16, 8-15, 7-15
8/29/03	N	L	30-26, 22-30	27-30, 25-30

Pepperdine (2-0)

Date	Loc.	Res.	Score by Games	
9/16/89	H	W	6-15, 15	



ALL-TIME SERIES RESULTS

San Jose State (1-1)

Date	Loc.	Res.	Score by Games
9/8/89	N	L	14-16, 11-15, 9-15
12/4/98	N	W	15-12, 15-9, 15-9

San Francisco (1-1)

Date	Loc.	Res.	Score by Games
11/19/88	A	L	12-15, 13-15, 9-15
9/11/98	H	W	15-1, 15-7, 15-8

Santa Clara (0-1)

Date	Loc.	Res.	Score by Games
9/3/00	H	L	15-13, 7-15, 15-12, 13-15, 4-15

South Carolina (1-0)

Date	Loc.	Res.	Score by Games
9/15/89	H	W	15-8, 15-10, 15-13

South Florida (1-0)

Date	Loc.	Res.	Score by Games
9/23/89	N	W	15-6, 15-7, 15-11

Southeast Missouri State (1-0)

Date	Loc.	Res.	Score by Games
8/29/03	N	W	31-29, 30-16, 30-21

Southern California (0-3)

Date	Loc.	Res.	Score by Games
9/1/88	H	L	13-15, 13-15, 5-15
11/14/92	N	L	15-13, 6-15, 15-17, 13-15
9/7/97	A	L	15-13, 12-15, 15-8, 5-15, 13-15

Southern Miss (1-0)

Date	Loc.	Res.	Score by Games
9/9/06	H	W	30-19, 30-17, 30-26

Stanford (0-7)

Date	Loc.	Res.	Score by Games
9/6/87	H	L	4-15, 5-15, 3-15
11/21/88	A	L	12-15, 3-15, 9-15
9/6/91	H	L	7-15, 8-15, 8-15
9/20/97	A	L	10-15, 4-15, 4-15
12/12/97	A	L	7-15, 3-15, 1-15
9/12/98	H	L	10-15, 15-11, 8-15, 15-6, 5-15
9/8/05	H	L	26-30, 28-30, 24-30

Tennessee (4-0)

Date	Loc.	Res.	Score by Games
10/29/88	H	W	15-7, 17-15, 12-15, 15-10
9/23/89	A	W	15-8, 15-8, 15-3
11/29/90	A	W	15-5, 15-10, 15-5
9/2/93	H	W	15-6, 15-8, 15-5

Tennessee Tech (1-0)

Date	Loc.	Res.	Score by Games
12/6/97	H	W	15-4, 15-3, 15-7

Texas (8-22)

Date	Loc.	Res.	Score by Games
9/3/89	H	L	15-7, 15-11, 5-15, 10-15, 9-15
11/17/89	H	L	11-15, 15-11, 3-15, 16-14, 12-15
11/1/91	A	L	15-10, 6-15, 15-12, 7-15, 12-15
10/9/93	N	L	16-14, 3-15, 13-15, 11-15
10/18/96	H	L	9-15, 8-15, 15-11, 15-8, 11-15
11/30/96	A	W	16-14, 7-15, 6-15, 15-12, 15-10
10/18/97	A	L	8-15, 6-15, 8-15
11/28/97	H	W	13-15, 15-8, 5-15, 15-13, 15-3
10/17/98	H	L	11-15, 10-15, 15-9, 15-8, 8-15
11/20/98	A	L	15-3, 14-16, 8-15, 5-15
10/13/99	H	L	14-16, 11-15, 1-15
11/20/99	A	L	15-9, 15-10, 9-15, 15-17, 13-15
10/18/00	H	W	15-12, 15-9, 15-9
11/22/00	A	W	15-5, 10-15, 15-13, 15-8
10/10/01	H	W	30-17, 32-30, 33-31
11/14/01	A	L	30-32, 24-30, 25-30
10/16/02	H	L	28-30, 28-30, 24-30
11/6/02	A	W	30-20, 20-30, 37-35, 30-20
10/4/03	H	W	32-30, 30-28, 30-26
11/19/03	A	W	32-30, 30-24, 32-30
9/18/04	A	L	30-26, 30-20, 22-30, 20-30, 18-20
11/3/04	H	L	19-30, 31-29, 17-30, 19-30
9/14/05	A	L	16-30, 30-27, 22-30, 19-30
11/9/05	H	L	27-30, 33-31, 23-30, 30-25, 15-17
9/20/06	A	L	17-30, 19-30, 26-30
10/28/06	H	L	21-30, 30-32, 22-30
9/28/07	A	L	19-30, 20-30, 27-30
10/27/07	H	L	27-30, 19-32, 28-30
10/11/08	H	L	19-25, 23-25, 25-21, 20-25
11/29/08	A	L	21-25, 13-25, 17-25

Texas-Arlington (2-0)

Date	Loc.	Res.	Score by Games
8/30/96	H	W	15-5, 15-11, 15-4
9/13/02	H	W	30-20, 30-28, 28-30, 30-16

Texas-El Paso (1-0)

Date	Loc.	Res.	Score by Games
9/24/88	N	W	15-3, 15-8, 15-4

Texas A&M (9-18)

Date	Loc.	Res.	Score by Games
9/18/94	H	L	14-16, 6-15, 15-4, 14-16
10/19/96	H	L	15-17, 8-15, 11-15
11/29/96	A	L	10-15, 12-15, 5-15
10/24/97	A	L	15-7, 6-15, 10-15, 13-15
11/22/97	H	L	8-15, 12-15, 15-2, 7-15
10/16/98	H	W	15-12, 3-15, 15-2, 15-9
11/21/98	A	L	11-15, 5-15, 15-5, 15-13, 10-15
10/23/99	A	L	14-16, 16-14, 11-15, 7-15
11/24/99	H	L	10-15, 11-15, 14-16
9/23/00	A	L	7-15, 13-15, 15-13, 9-15
11/1/00	H	W	15-13, 15-11, 15-12
10/3/01	A	W	23-30, 24-30, 30-28, 30-24, 15-10
10/24/01	H	L	19-30, 23-30, 24-30
9/21/02	H	W	23-30, 30-22, 30-28, 28-30, 15-11
11/2/02	A	L	24-30, 30-28, 25-30, 30-19, 5-15
9/24/03	A	L	30-24, 28-30, 28-30, 30-26, 13-15
11/12/03	H	W	30-25, 23-30, 31-29, 17-30, 15-12
10/20/04	H	L	30-25, 28-30, 26-30, 21-30
11/7/04	A	L	24-30, 23-30, 22-30
10/16/05	A	W	20-30, 25-30, 30-26, 30-28, 15-10
11/19/05	H	L	22-30, 30-28, 30-28, 23-30, 7-15
9/27/06	H	W	30-23, 30-28, 30-22
10/25/06	A	W	25-30, 30-20, 30-28, 22-30, 15-6
10/13/07	A	L	30-26, 22-30, 25-30, 17-30
11/21/07	H	L	30-28, 17-30, 25-30, 23-30
9/27/08	H	W	16-25, 23-25, 25-22, 25-20, 15-9
11/21/08	A	L	20-25, 11-25, 21-25

Texas A&M-Corpus Christi (1-0)

Date	Loc.	Res.	Score by Games
9/6/08	A	W	25-11, 25-23, 25-11

Texas Southern (1-0)

Date	Loc.	Res.	Score by Games
9/6/08	N	W	25-12, 25-8, 25-9

Texas Tech (22-4)

Date	Loc.	Res.	Score by Games
10/25/96	A	W	7-15, 15-8, 16-14, 11-15, 15-8
11/23/96	H	W	15-11, 17-15, 15-9
10/24/97	H	L	15-7, 6-15, 10-15, 13-15
11/22/97	A	W	15-12, 15-3, 15-7
10/10/98	A	W	15-11, 12-15, 15-8, 15-2
11/13/98	H	W	15-11, 5-15, 15-4, 15-6
10/6/99	H	W	17-15, 15-9, 15-10
11/13/99	A	W	17-15, 14-16, 15-7, 12-15, 15-13
10/7/00	A	W	15-3, 9-15, 6-15, 19-17, 15-6
11/15/00	H	W	15-7, 10-15, 15-4, 12-15, 15-12
9/26/01	H	W	30-24, 30-17, 30-22
11/3/01	A	W	30-26, 24-30, 20-25, 30-28
10/19/02	A	W	31-35, 36-34, 31-29, 30-26
11/20/02	H	L	26-30, 24-30, 29-30
9/17/03	H	W	30-22, 28-30, 30-20, 30-22
11/8/03	A	W	30-17, 30-23, 30-25
9/29/04	A	W	30-16, 30-21, 24-30, 30-24
10/30/04	H	W	30-19, 32-30, 28-30, 30-28
10/8/05	A	L	28-30, 25-30, 30-19, 30-26, 14-16
11/5/05	H	W	30-25, 30-23, 30-19
9/16/06	A	W	30-27, 30-28, 30-22
10/21/06	H	W	30-21, 30-27, 33-31
9/12/07	A	L	19-30, 24-30, 30-24, 30-27, 12-15
11/3/07	H	W	32-34, 30-20, 30-15, 30-19
10/8/08	A	W	25-21, 25-16, 25-11
10/25/08	H	W	20-25, 22-25, 25-20, 25-23, 19-17

Troy (1-0)

Date	Loc.	Res.	Score by Games
8/29/08	N	W	25-20, 25-19, 25-22

Tulane (0-1)

Date	Loc.	Res.	Score by Games
8/24/07	A	L	30-24, 30-27, 28-30, 20-30, 14-16

Tulsa (0-1)

Date	Loc.	Res.	Score by Games
10/24/86	N	L	14-16, 15-17, 8-15

UCLA (0-3)

Date	Loc.	Res.	Score by Games
11/13/92	A	L	11-15, 6-15, 6-15
8/30/02	N	L	15-30, 28-30, 30-26, 27-30
9/1/06	N	L	25-30, 25-30, 25-30

UNC - Wilmington (1-0)

Date	Loc.	Res.	Score by Games
8/31/07	H	W	30-17, 30-18, 30-12

Utah (3-2)

Date	Loc.	Res.	Score by Games
10/28/88	H	W	15-7, 15-8, 15-8
9/13/96	H	W	15-7, 16-14, 15-13
8/30/97	A	W	15-11, 15-9, 15-9
12/2/99	N	L	10-15, 6-15, 7-15
9/8/01	A	L	30-22, 30-21, 27-30, 22-30, 10-15

Utah State (0-1)

Date	Loc.	Res.	Score by Games
11/13/86	H	L	9-15, 15-11, 7-15, 4-15

Villanova (2-0)

Date	Loc.	Res.	Score by Games
9/6/97	N	W	15-10, 13-15, 15-10, 15-3
9/14/03	H	W	30-20, 30-20, 30-25

Virginia Tech (1-0)

Date	Loc.	Res.	Score by Games
9/19/92	N	W	15-10, 15-9, 15-12

Washington (1-2)

Date	Loc.	Res.	Score by Games
9/14/91	A	L	1-15, 10-15, 15-9, 14-16
9/1/94	H	W	15-13, 7-15, 15-10, 16-14
12/1/06	H	W	15-30, 30-22, 26-30, 24-30

Washington State (1-0)

Date	Loc.	Res.	Score by Games
9/11/99	N	W	12-15, 15-9, 15-11, 15-10

Weber State (1-0)

Date	Loc.	Res.	Score by Games
9/4/90	H	W	15-6, 15-10, 15-6

ALL-TIME BUFFS: A-C



Meghan Barkman



Allison Barnes

Jennifer Anderson • #6 • S • 5-9 • Crescent City, Calif. (Del Norte)

Overall	MP-MS	GP	Kills	Err	Att	Pct.	KPG	Ast	APG	Ace	Digs	DPG	BS	BA	TB	BPG	Pts.	P/M
1993 (Fr.)	14-0	21	1	0	5	.200	.05	20	.95	2	5	.24	0	0	0	.00	3.0	-9.0
1994 (So.)	24-7	54	15	8	39	.179	.28	414	7.67	18	58	1.07	2	12	14	.26	41.0	17.0
1995 (Jr.)	23-2	58	8	8	26	.000	.14	226	3.90	7	58	1.00	0	7	7	.12	18.5	-17.5
TOTALS	61-9	133	24	16	70	.114	.18	660	4.96	27	121	.91	2	19	21	.16	62.5	-9.5

Meghan Barkman • #2 • MB • 6-3 • Glen Ellyn, Ill. (Glenbard South)

Overall	MP-MS	GP	Kills	Err	Att	Pct.	KPG	Ast	APG	Ace	Digs	DPG	BS	BA	TB	BPG	Pts.	P/M
1999 (Fr.)	30-27	102	257	80	584	.303	2.52	13	1.13	9	186	.09	18	116	134	1.31	342.0	217.0
2000 (So.)	29-26	105	312	108	734	.278	2.97	22	.21	9	223	2.12	20	145	165	1.57	413.5	257.5
2001 (Jr.)	30-29	107	346	85	725	.360	3.23	22	.21	5	172	1.61	19	132	151	1.41	436.0	326.5
2002 (Sr.)	30-29	107	305	116	751	.252	2.85	24	.22	21	184	1.72	12	103	115	1.07	389.5	237.5
TOTALS	119-113	421	1220	389	2794	.300	2.98	81	.19	44	765	1.81	69	496	565	1.34	1580.5	1038.5

Allison Barnes • #5 • S • 6-0 • Arlington, Texas (James Martin)

Overall	MP-MS	GP	Kills	Err	Att	Pct.	KPG	Ast	APG	Ace	Digs	DPG	BS	BA	TB	BPG	Pts.	P/M
2001-Fr.	28-16	83	27	14	93	.140	0.32	117	1.39	8	171	2.04	0	11	11	0.13	40.5	5.5
2002-So.	30-9	111	20	6	38	.368	0.18	230	2.07	30	177	1.59	0	10	10	0.09	55.0	14.0
2003-Jr.	31-29	101	73	22	164	.311	0.72	1042	10.32	33	203	2.01	1	22	23	0.23	118.0	68.0
2004-Sr.	26-2	82	6	0	10	.600	0.07	118	1.44	7	137	1.67	0	1	1	0.01	13.5	-0.5
TOTALS	115-56	377	126	42	305	.275	0.33	1507	4.00	78	688	1.82	1	44	45	0.12	227	87.0

Brenda Bauernfeind • #16 • DS • 5-8 • Thornton, Colo. (Adams City/UCCS)

Overall	MP-MS	GP	Kills	Err	Att	Pct.	KPG	Ast	APG	Ace	Digs	DPG	BS	BA	TB	BPG	Pts.	P/M
1994 (Sr.)	2-0	4	0	0	0	.000	.00	0	.00	0	4	1.00	0	0	0	.00	0.0	0.0

Melissa Bollinger • #10 • LS • 5-11 • Luverne, Minn. (Luverne)

Overall	MP-MS	GP	Kills	Err	Att	Pct.	KPG	Ast	APG	Ace	Digs	DPG	BS	BA	TB	BPG	Pts.	P/M
1986 (Fr.)	21-21	70	116	82	479	.071	1.66	5	.07	18	179	2.56	13	13	26	.37	153.5	-43.5

Karen Bossi • #1 • DS • 5-8 • Arvada, Colo. (Arvada West)

Overall	MP-MS	GP	Kills	Err	Att	Pct.	KPG	Ast	APG	Ace	Digs	DPG	BS	BA	TB	BPG	Pts.	P/M
1988 (Fr.)	29-0	87	4	2	26	.077	.05	18	.21	0	79	.91	1	0	1	.01	5.0	-13.0

Lara Bossow • #11 • OH • 6-0 • Vail, Colo. (Vail Mountain School)

Overall	MP-MS	GP	Kills	Err	Att	Pct.	KPG	Ast	APG	Ace	Digs	DPG	BS	BA	TB	BPG	Pts.	P/M
2003-Fr.	14-0	23	15	13	52	.038	0.65	0	0.00	0	4	0.17	1	12	13	0.57	22.0	5.0
2004-So.	28-26	98	163	55	385	.281	1.66	6	0.06	12	51	0.52	8	96	104	1.06	231.0	143.0
2005-Jr.	28-28	110	246	68	483	.369	2.24	10	0.09	22	59	0.54	4	81	85	0.77	312.5	206.5
2006-Sr.	24-19	75	150	63	364	.239	2.00	2	0.03	17	44	0.59	4	58	62	0.83	200.0	114.0
TOTALS	94-73	306	574	199	1284	.292	1.88	18	0.06	39	158	0.52	17	247	264	0.87	765.5	468.5

Shana Bowen • #16 • LS/MB • 6-2 • San Diego, Calif. (Scripps Ranch)

Overall	MP-MS	GP	Kills	Err	Att	Pct.	KPG	Ast	APG	Ace	Digs	DPG	BS	BA	TB	BPG	Pts.	P/M
1996 (Fr.)	19-1	35	28	12	65	.246	.80	2	.06	10	22	.63	2	10	12	.34	45.0	13.0
1997 (So.)	18-3	39	58	20	129	.295	1.49	4	.10	9	60	1.54	2	21	23	.59	79.5	45.5
1998 (Jr.)	26-12	67	168	50	343	.344	2.51	9	.13	13	102	1.52	6	61	67	1.00	207.5	157.5
1999 (Sr.)	29-28	97	278	182	876	.110	2.87	41	.42	24	269	2.77	3	43	46	.47	325.5	79.5
TOTALS	92-44	238	532	264	1413	.198	2.23	56	.23	56	453	1.90	13	135	148	.62	657.5	295.5

Kellie Bruce • #9 • LS • 6-0 • Fountain Valley, Calif. (Fountain Valley)

Overall	MP-MS	GP	Kills	Err	Att	Pct.	KPG	Ast	APG	Ace	Digs	DPG	BS	BA	TB	BPG	Pts.	P/M
1987 (Fr.)	26-7	72	87	53	242	.140	1.21	10	.14	18	79	1.10	1	6	7	.10	109.0	-26.0

Kathleen Bunce • #10 • MB • 6-0 • Laguna Beach, Calif. (Capistrano Valley/Loyola)

Overall	MP-MS	GP	Kills	Err	Att	Pct.	KPG	Ast	APG	Ace	Digs	DPG	BS	BA	TB	BPG	Pts.	P/M
1995 (Jr.)	28-13	101	77	36	193	.212	.76	6	.06	14	154	1.52	5	53	58	.57	122.5	55.5
1996 (Sr.)	29-6	95	81	20	207	.295	.85	5	.05	5	160	1.68	1	32	33	.35	103.0	55.0
TOTALS	57-19	196	158	56	400	.255	.81	11	.06	19	314	1.60	6	85	91	.46	225.5	110.5

Kaitlyn Burkett • #22 • S • 6-1 • Colorado Springs, Colo. (St. Mary's)

Overall	MP-MS	GP	Kills	Err	TA	Pct.	KPG	Ast	APG	SA	Dig	DPG	BS	BA	TB	BPG	Pts.	+/-
2006-Fr.	7-0	8	5	0	9	.556	0.62	34	4.25	0	6	0.75	0	3	3	0.38	6.5	6.5
2007-So.	28-28	108	88	21	244	.275	0.81	1285	11.90	20	170	1.57	9	52	61	0.56	143.0	47
2008-Jr.	29-29	104	84	19	198	.328	0.81	1036	9.96	13	225	2.16	7	53	60	0.58	130.5	84.5
TOTALS	64-57	220	177	40	451	.304	0.80	2355	10.70	33	401	1.82	16	108	124	0.56	280.0	138

Alexandra Butth • #8 • RS/Opp • 5-10 • East Grand Rapids, Mich. (East Grand Rapids)

Overall	MP-MS	GP	Kills	Err	Att	Pct.	KPG	Ast	APG	Ace	Digs	DPG	BS	BA	TB	BPG	Pts.	P/M
2005-Fr.	27-2	84	25	9	53	.302	0.30	6	0.07	28	44	0.52	0	5	5	0.06	55.5	-40.5
2006-So.	29-28	108	231	117	597	.191	2.14	60	0.56	27	213	1.97	7	60	67	0.62	295.0	87.0
2007-Jr.	28-28	109	333	124	801	.261	3.06	67	0.61	16	262	2.40	5	71	76	0.70	389.5	169.5
2008-Sr.	29-29	104	276	116	784	.204	2.65	76	0.73	15	283	2.72	3	70	73	0.70	329.0	128.0
TOTALS	113-87	405	865	366	2235	.223	2.14	209	0.52	86	802	1.98	15	206	221	0.55	1069.0	344.0

Wendy Callahan • #6 • LS • 5-11 • Parker, Colo. (Ponderosa/Montana State)

Overall	MP-MS	GP	Kills	Err	Att	Pct.	KPG	Ast	APG	Ace	Digs	DPG	BS	BA	TB	BPG	Pts.	P/M
1987 (Jr.)	29-28	100	173	97	534	.142	1.73	14	.14	14	161	1.61	16	45	61	.61	225.5	64.5
1988 (Sr.)	35-20	98	133	39	309	.304	1.36	7	.07	10	82	.84	21	42	63	.64	185.0	111.0
TOTALS	64-48	198	306	136	843	.202	1.54	21	.11	24	243	1.23	37	87	124	.63	410.5	175.5

Kelly Campbell • #3 • S • 6-1 • Corona Del Mar, Calif. (Corona Del Mar)

Overall	MP-MS	GP	Kills	Err	Att	Pct.	KPG	Ast	APG	Ace	Digs	DPG	BS	BA	TB	BPG	Pts.	P/M
1996 (Fr.)	29-29	103	12															



ALL-TIME BUFFS: C-F

HISTORY

Nicole Carr • #10 • OH • 6-0 • Wauwatosa, Wis. (Wauwatosa East)

Overall	MP-MS	GP	Kills	Err	Att	Pct.	KPG	Ast	APG	Ace	Digs	DPG	BS	BA	TB	BPG	Pts.	P/M
2002-Fr.	30-22	97	178	130	522	.092	1.84	44	0.45	3	249	2.57	6	18	24	0.25	196.0	37.0
2003-So.	31-30	111	331	174	889	.177	2.98	46	0.41	25	388	3.50	9	29	38	0.34	379.5	161.5
2004-Jr.	28-27	95	237	157	732	.109	2.49	39	0.41	14	239	2.52	6	21	27	0.28	267.5	63.5
2005-Sr.	28-28	110	245	119	742	.170	2.23	37	0.34	12	284	2.58	8	31	39	0.35	280.5	106.5
TOTALS	117-107	413	991	580	2885	.142	2.40	166	0.40	54	1160	2.81	29	99	128	0.31	1123.5	368.5

Stephanie Chiang • #3 • DS • 5-3 • Irvine, Calif. (Irvine)

Overall	MP-MS	GP	Kills	Err	Att	Pct.	KPG	Ast	APG	Ace	Digs	DPG	BS	BA	TB	BPG	Pts.	P/M
1990 (Fr.)	33-1	111	0	2	11	-.182	.00	5	.05	17	145	1.31	0	0	0	.00	17.0	-9.0
1991 (So.)	34-0	117	3	0	11	.273	.03	3	.03	25	161	1.38	0	0	0	.00	28.0	-19.0
1992 (Jr.)	29-0	92	0	0	5	.000	.00	6	.07	18	95	1.03	0	0	0	.00	18.0	-9.0
TOTALS	96-1	320	3	2	27	.037	.01	14	.04	60	401	1.25	0	0	0	.00	63.0	-37.0

Anne Marie Cochran • #13 • DS • 5-7 • Saratoga, Calif. (Klein [Texas]/Foothill)

Overall	MP-MS	GP	Kills	Err	Att	Pct.	KPG	Ast	APG	Ace	Digs	DPG	BS	BA	TB	BPG	Pts.	P/M
1995 (So.)	4-0	7	0	0	4	.000	.00	0	.00	0	5	.71	0	0	0	.00	0.0	0.0

Megan Cyr • #13 • S • 6-0 • St. Andrews, Manitoba, Canada (Lord Selkirk)

Overall	MP-MS	GP	Kills	Err	Att	Pct.	KPG	Ast	APG	Ace	Digs	DPG	BS	BA	TB	BPG	Pts.	P/M
2008 - Fr.	DNC																	

Denise Deluzio • #7 • RS • 5-11 • Arvada, Colo. (Pomona)

Overall	MP-MS	GP	Kills	Err	Att	Pct.	KPG	Ast	APG	Ace	Digs	DPG	BS	BA	TB	BPG	Pts.	P/M
1986 (So.)	12-4	30	20	9	78	.141	.67	1	.03	3	26	.87	0	3	3	.03	24.5	-9.5

Darla DeRuiter • #7 • MB • 6-1 • Gilchrist, Colo. (Valley/Colorado State)

Overall	MP-MS	GP	Kills	Err	Att	Pct.	KPG	Ast	APG	Ace	Digs	DPG	BS	BA	TB	BPG	Pts.	P/M
1988 (Sr.)	35-17	92	147	49	311	.315	1.60	5	.05	13	41	.45	28	33	61	.66	204.5	105.5

Brooke Donahue • #13 • DS • 5-8 • Manhattan Beach, Calif. (Mira Costa)

Overall	MP-MS	GP	Kills	Err	Att	Pct.	KPG	Ast	APG	Ace	Digs	DPG	BS	BA	TB	BPG	Pts.	P/M
2001 (Fr.)	25-0	56	0	0	4	.000	.00	4	.07	5	56	1.00	0	0	0	.00	5.0	-1.0

Karrie Downey • #10 • LS • 5-10 • La Mesa, Calif. (Helix)

Overall	MP-MS	GP	Kills	Err	Att	Pct.	KPG	Ast	APG	Ace	Digs	DPG	BS	BA	TB	BPG	Pts.	P/M
1991 (Fr.)	35-35	114	440	168	1108	.245	3.86	20	.18	45	371	3.25	15	41	56	.49	520.5	163.5
1992 (So.)	31-31	107	387	198	1022	.185	3.62	27	.25	31	303	2.83	15	37	52	.49	451.5	99.5
1993 (Jr.)	32-30	112	501	230	1259	.215	4.47	26	.23	44	414	3.70	22	35	57	.51	584.5	237.5
1994 (Sr.)	31-29	103	462	188	1276	.215	4.49	42	.41	32	452	4.39	31	35	66	.64	542.5	265.5
TOTALS	129-125	436	1790	784	4665	.216	4.11	115	.26	152	1,540	3.53	83	148	231	.53	2099.0	766.0

Pi'ikea Dudoit • #14 • LS • 5-11 • Honolulu, Hawaii (Kamehameha)

Overall	MP-MS	GP	Kills	Err	Att	Pct.	KPG	Ast	APG	Ace	Digs	DPG	BS	BA	TB	BPG	Pts.	P/M
2001 (Fr.)	10-0	12	3	3	17	.000	.25	4	.33	0	1	.08	0	5	5	.42	5.5	-5

Devon Dykstra • #15 • L/OH • 5-10 • Redondo Beach (Redondo Union)

Overall	MP-MS	GP	Kills	Err	Att	Pct.	KPG	Ast	APG	Ace	Digs	DPG	BS	BA	TB	BPG	Pts.	P/M
2008-Fr.	1-0	1	0	0	0	.000	0.00	1	1.00	0	0	0.00	0	0	0	0.00	0.0	0.0

Kelly Eddy • #3 • MB • 5-11 • Golden, Colo. (Longmont)

Overall	MP-MS	GP	Kills	Err	Att	Pct.	KPG	Ast	APG	Ace	Digs	DPG	BS	BA	TB	BPG	Pts.	P/M
1986 (Fr.)	15-15	48	40	28	133	.090	.83	8	.17	0	30	.63	19	21	40	.83	69.5	17.5

Schylur Edelman • #2 • MB • 6-1 • Sterling, Colo. (Sterling)

Overall	MP-MS	GP	Kills	Err	TA	Pct.	KPG	Ast	APG	SA	Dig	DPG	BS	BA	TB	BPG	Pts.	+/-
2007-Fr.	27-26	105	219	93	35	.200	2.09	7	0.07	8	45	0.46	13	94	107	1.02	287.0	174
2008-So.	29-29	103	184	76	454	.238	1.79	15	0.15	5	55	0.53	13	87	100	0.97	245.5	136.5
TOTALS	56-55	208	403	169	989	.237	1.94	22	0.11	13	103	0.50	26	181	207	1.00	532.5	310.5

Katie Elfsten • #8 • LS • 5-8 • Laguna Beach, Calif. (Laguna Beach)

Overall	MP-MS	GP	Kills	Err	Att	Pct.	KPG	Ast	APG	Ace	Digs	DPG	BS	BA	TB	BPG	Pts.	P/M
1988 (Fr.)	17-0	46	0	2	3	-.667	.00	1	.02	5	28	.61	0	0	0	.00	5.0	-8.0

Kacey Engel • #17 • MB • 6-1 • Arvada, Colo. (Arvada West)

Overall	MP-MS	GP	Kills	Err	Att	Pct.	KPG	Ast	APG	Ace	Digs	DPG	BS	BA	TB	BPG	Pts.	P/M
1992 (Fr.)	1-0	1	0	0	0	—	.00	0	.00	0	0	.00	0	0	0	.00	0.0	-1.0
1993 (Rfr.)	13-0	15	16	9	51	.137	1.07	4	.33	3	3	.20	1	5	6	.40	22.5	7.5
1994 (So.)	3-0	3	4	2	8	.250	1.33	0	.00	0	2	.67	0	1	1	.33	4.5	.5
TOTALS	16-0	18	20	11	59	.153	1.11	4	.22	3	5	.28	1	6	7	.39	27.0	7.0

Engel received a medical hardship in the 1992 overall.

Kristin (Dorsch) Engelking • #8 • MB • 5-11 • Cypress, Texas (Cypress Fairbanks)

Overall	MP-MS	GP	Kills	Err	Att	Pct.	KPG	Ast	APG	Ace	Digs	DPG	BS	BA	TB	BPG	Pts.	P/M
1996 (Fr.)	26-1	73	81	44	201	.184	1.11	25	.34	6	66	.90	4	18	22	.30	100.0	23.0
1997 (So.)	29-5	59	116	66	334	.150	1.97	8	.07	5	98	1.66	3	11	14	.24	129.5	24.5
1998 (Jr.)	30-29	105	350	105	690	.355	3.33	15	.14	7	104	.99	17	109	126	1.20	428.5	323.5
1999 (Sr.)	30-29	105	377	114	744	.353	3.59	19	.18	16	188	1.79	5	77	82	.78	436.5	277.5
TOTALS	115-64	342	924	329	1969	.302	2.70	67	.19	34	456	1.33	29	215	244	.71	1094.5	648.5

Lauren Fanelli • #5 • S • 5-9 • Moon Township, Penn. (Moon Area)


Overall	MP-MS	GP	Kills	Err	Att	Pct.	KPG	Ast	APG	Ace	Digs	DPG	BS	BA	TB	BPG	Pts.	P/M
2007-Fr.	5-0	8	0	0	5	.000	0.00	33	4.12	0	3	0.38	0	0	0	0.00	0.0	-2

Becah Fogel • #21 • OH • 5-11 • Leander, Texas, (Vista Ridge)

Overall	MP-MS	GP	Kills	Err	Att	Pct.	KPG	Ast	APG	Ace	Digs	DPG	BS	BA	TB	BPG	Pts.	P/M
2008-Fr.	4-0	5	1	1	11	.000	0.20	0	0.00	0	2	0.40	0	0	0	0.00	1.0	0.0

Sara Fredrickson • #8 • MB/RS • 6-0 • Pagosa Springs, Colo. (Pagosa Springs/UCSB)

Overall	MP-MS	GP	Kills	Err	Att	Pct.	KPG	Ast	APG	Ace	Digs	DPG	BS	BA	TB	BPG	Pts.	P/M
2000 (So.)	24-7	54	53	31	148	.189	.98	19	.35	1	54	1.06	3	27	30	.59	70.5	31.5
2001 (Jr.)	23-0	36	37	20	90	.189	1.03	2	.06	5	18	.53	2	24	26	.79	56.0	33.0
2002 (Sr.)	22-8	61	105	68	326	.113	1.72	20	.33	11	94	1.54	8	19	27	.44	133.5	34.5
TOTALS	69-15	151	195	119	564	.136	1.29	41	.27	17	166	1.09	13	70	83	.55	260.0	99.0



Nicole Carr



Stephanie Chang



Karrie Downey



Kristen Engelking



Sara Fredrickson

ALL-TIME BUFFS: G-K



Elizabeth Gower



Allie Griffin

Monique Gerlach • #15 • MB • 5-11 • Monarch Beach, Calif. (Santa Margarita Catholic)

Overall	MP-MS	GP	Kills	Err	Att	Pct.	KPG	Ast	APG	Ace	Digs	DPG	BS	BA	TB	BPG	Pts.	P/M
2000-Fr.	21-18	73	245	79	531	.313	3.36	16	0.22	19	114	1.56	9	70	79	1.08	308.0	196.0
2001-So.	30-30	107	387	111	803	.344	3.62	20	0.19	20	212	1.98	15	76	91	0.85	460.0	304.0
2002-Jr.	30-30	111	419	128	879	.331	3.77	29	0.26	29	167	1.50	10	82	92	0.83	499.0	315.0
2003-Sr.	31-31	111	376	120	799	.320	3.39	30	0.27	31	254	2.29	16	77	93	0.84	461.5	253.5
TOTALS	112-109	402	1427	438	3012	.328	3.55	95	0.24	99	747	1.86	50	305	355	0.88	1728.5	1069.5

Mallori Gibson • #77 • OH • 5-11 • Bakersfield, Calif. (Foothill)

Overall	MP-MS	GP	Kills	Err	Att	Pct.	KPG	Ast	APG	Ace	Digs	DPG	BS	BA	TB	BPG	Pts.	P/M
2005-RFr.	5-0	8	6	8	27	-.071	0.00	0	0.00	0	3	0.38	0	2	2	0.25	7.0	-4.0
2006-Fr.	29-19	103	351	176	985	.178	3.41	9	0.09	34	113	1.10	1	29	30	0.29	400.5	145.5
2007-So.	28-12	104	322	177	950	.153	3.10	10	0.10	27	90	0.87	11	28	39	0.38	374.0	117
TOTALS	62-31	215	679	361	1963	.162	3.16	19	0.09	61	206	0.96	12	59	71	0.33	781.5	258.5

Susan Gillette • #1 • S • 5-7 • Northglenn, Colo. (Northglenn/Idaho)

Overall	MP-MS	GP	Kills	Err	Att	Pct.	KPG	Ast	APG	Ace	Digs	DPG	BS	BA	TB	BPG	Pts.	P/M
1986 (So.)	21-	70	76	23	266	.124	1.09	306	4.37	19	192	2.74	11	27	38	.54	119.5	20.5

Kristine Gira • #5 • LS • 5-10 • Littleton, Colo. (Heritage)

Overall	MP-MS	GP	Kills	Err	Att	Pct.	KPG	Ast	APG	Ace	Digs	DPG	BS	BA	TB	BPG	Pts.	P/M
1986 (Fr.)	21-16	67	46	43	191	.16	.74	11	.18	8	107	1.73	12	17	29	.43	74.5	-57.5
1987 (So.)	26-0	52	3	3	24	.000	.06	4	.08	12	106	2.04	0	2	2	.04	4.0	-14.0
TOTALS	47-16	109	49	46	215	.014	.45	15	.14	20	213	1.95	12	19	31	.28	78.5	-71.5

Elizabeth Gower • #11 • S/RS • 6-0 • Naperville, Ill. (Naperville Central)

Overall	MP-MS	GP	Kills	Err	Att	Pct.	KPG	Ast	APG	Ace	Digs	DPG	BS	BA	TB	BPG	Pts.	P/M
1999 (Fr.)	30-30	107	208	93	595	.193	1.94	108	1.01	32	313	2.93	3	59	62	.58	272.5	116.5
2000 (So.)	29-29	106	203	87	491	.297	1.92	1399	13.20	24	288	2.72	6	85	91	.86	275.5	159.5
2001 (Jr.)	30-30	109	214	56	523	.302	1.96	1312	12.04	23	243	2.23	3	64	67	.61	272.0	169.0
2002 (Sr.)	29-29	109	176	61	490	.235	1.61	1115	10.23	18	240	2.20	7	49	56	.51	225.5	128.5
TOTALS	118-118	431	801	267	2099	.256	1.85	3934	9.12	97	1084	2.51	19	257	276	.64	1043.5	571.5

Allie Griffin • #9 • MB • 6-0 • Baton Rouge, La. (Sante Fe Christian, San Diego, Calif.)

Overall	MP-MS	GP	Kills	Err	Att	Pct.	KPG	Ast	APG	Ace	Digs	DPG	BS	BA	TB	BPG	Pts.	P/M
2002-Fr.	16-1	29	34	16	79	.228	1.17	5	0.17	1	4	0.14	1	11	12	0.41	41.5	22.5
2003-So.	31-31	111	343	170	834	.207	3.09	61	0.55	5	172	1.55	14	72	86	0.77	398.0	203.0
2004-Jr.	28-28	99	420	180	934	.257	4.24	58	0.59	18	231	2.33	6	85	91	0.92	487.5	215.5
2005-Sr.	27-26	106	486	191	1016	.290	4.58	62	0.58	6	213	2.01	5	72	77	0.73	533.0	296.0
TOTALS	102-86	345	1283	557	2863	.254	3.72	186	0.54	30	620	1.80	26	240	266	0.77	1460.0	737.0

Cory Hayes • #5 • MB • 6-2 • Houston, Texas (Clements)

Overall	MP-MS	GP	Kills	Err	Att	Pct.	KPG	Ast	APG	Ace	Digs	DPG	BS	BA	TB	BPG	Pts.	P/M
*1998 (Fr.)	1-0	1	2	1	3	.333	2.00	0	.00	0	0	.00	0	1	1	1.00	2.5	1.5
1999 (RFr.)	7-0	10	16	12	43	.093	1.60	0	.00	0	13	1.30	0	6	6	.60	19.0	4.0
TOTALS	8-0	11	18	13	46	.108	1.63	0	.00	0	13	1.18	0	7	7	.636	21.5	5.5

*-Hayes received a Medical Redshirt after playing in the 1998 season.

Drew Hays • #1 • IS • 6-0 • Amarillo, Texas (Amarillo HS)

Overall	MP-MS	GP	Kills	Err	Att	Pct.	KPG	Ast	APG	Ace	Digs	DPG	BS	BA	TB	BPG	Pts.	P/M
2002 (Fr.)	21-10	54	68	38	192	.156	1.26	13	.24	6	13	.24	2	19	21	.39	85.5	22.5

Ellen Henry • #23 • DS/L • 5-6 • Long Beach, Calif. (Wilson)

Overall	MP-MS	GP	Kills	Err	Att	Pct.	KPG	Ast	APG	Ace	Digs	DPG	BS	BA	TB	BPG	Pts.	P/M
2007-Fr.	26-10	86	0	0	0	.000	0.00	7	0.09	3	124	1.53	0	0	0	0.00	3.0	-33
2008-So.	12-1	23	0	1	1	-1.000	0.00	4	0.17	0	15	0.65	0	0	0	0.00	0.0	-7.0
TOTALS	38-11	109	0	1	1	-1.000	0.00	11	0.10	3	147	1.35	0	0	0	0.00	3.0	-40.0

Amy Hulstrom • #12 • MB • 6-0 • Broomfield, Colo. (Northglenn)

Overall	MP-MS	GP	Kills	Err	Att	Pct.	KPG	Ast	APG	Ace	Digs	DPG	BS	BA	TB	BPG	Pts.	P/M
1986 (So.)	21-21	70	84	35	240	.204	1.20	9	.13	12	89	1.27	59	40	99	1.41	175.0	65.0
1987 (Jr.)	24-2	52	9	10	47	-.021	.17	3	.06	0	24	.46	3	7	10	.19	15.5	-7.5
TOTALS	45-23	122	93	45	287	.167	.76	12	.10	12	113	.93	62	67	129	1.06	190.5	57.5

Tiffany Jesteadt • #5 • RS • 6-0 • Scottsdale, Ariz. (Chaparral)

Overall	MP-MS	GP	Kills	Err	Att	Pct.	KPG	Ast	APG	Ace	Digs	DPG	BS	BA	TB	BPG	Pts.	P/M
1989 (Fr.)	29-4	53	53	32	174	.121	1.00	10	.19	12	99	1.87	0	21	21	.40	75.5	21.5
1990 (So.)	35-32	123	415	166	1012	.246	3.37	62	.50	29	306	2.49	31	60	91	.74	505.0	256.0
1991 (Jr.)	30-30	89	245	86	589	.270	2.75	39	.44	9	196	2.20	9	41	50	.56	283.5	144.5
TOTALS	104-66	265	713	284	1775	.242	2.69	111	.42	50	601	2.27	40	122	162	.61	864.0	422.0

Diane Johnson • #6 • LS • 5-11 • Los Altos, Calif. (Los Altos/Metro State)

Overall	MP-MS	GP	Kills	Err	Att	Pct.	KPG	Ast	APG	Ace	Digs	DPG	BS	BA	TB	BPG	Pts.	P/M
1989 (Jr.)	30-3	61	94	41	235	.226	1.54	4	.07	12	78	1.28	3	6	9	.15	112.0	19.0
1990 (Sr.)	15-3	29	33	24	109	.083	1.14	2	.07	8	44	1.52	4	2	6	.21	46.0	-4.0
TOTALS	45-6	90	124	65	244	.242	1.38	6	.07	20	122	1.36	7	8	15	.17	158.0	15.0

Kristen Karlik • #22 • DS/L • 5-7 • Colorado Springs, Colo. (Rampart/Colorado State)

Overall	MP-MS	GP	Kills	Err	Att	Pct.	KPG	Ast	APG	Ace	Digs	DPG	BS	BA	TB	BPG	Pts.	P/M
2006-Jr.	28-0	105	4	0	5	.800	0.04	54	0.51	22	442	4.21	0	0	0	0.00	26.0	-44.0
2007-Sr.	14-4	41	1	0	2	.500	0.02	3	0.07	0	59	1.44	0	0	0	0.00	0.00	-10
TOTALS	42-4	146	5	0	7	.714	0.03	57	0.39	22	501	3.43	0	0	0	0.00	27.0	-54

Alison Koepke • #12 • MB • 6-3 • Walnut Creek, Calif. (Monte Vista)

Overall	MP-MS	GP
---------	-------	----



ALL-TIME BUFFS: L-O

Sarah Lodge • #4 • LS • 5-11 • Houston, Texas (Cypress Creek)

Overall	MP-MS	GP	Kills	Err	Att	Pct.	KPG	Ast	APG	Ace	Digs	DPG	BS	BA	TB	BPG	Pts.	P/M
1995 (Fr.)	28-19	97	265	125	761	.184	2.73	18	.19	34	161	1.66	4	51	55	.57	328.5	80.5
1996 (So.)	28-28	94	416	197	1027	.213	4.43	37	.39	30	277	2.95	9	33	42	.47	471.5	158.5
1997 (Jr.)	31-31	110	528	252	1247	.221	4.80	27	.25	19	322	2.93	13	46	59	.54	583.0	223.0
1998 (Sr.)	30-28	105	372	186	991	.188	3.54	53	.50	13	321	3.06	9	51	60	.57	419.5	244.5
TOTALS	117-106	406	1581	760	4026	.204	3.89	134	.33	96	1081	2.66	35	181	216	.53	1802.5	706.5

Kelsey Loop • #10 • OH • 5-10 • Valley Center, Kan. (Circle/Wyoming)

Overall	MP-MS	GP	Kills	Err	Att	Pct.	KPG	Ast	APG	Ace	Digs	DPG	BS	BA	TB	BPG	Pts.	P/M
2006-So.	5-0	7	5	1	18	.222	0.71	0	0.00	0	1	0.14	0	1	1	0.14	5.5	4.5
2007-Jr.	18-9	46	85	51	250	.136	1.85	4	0.09	3	18	0.39	0	9	9	0.20	92.5	25
TOTALS	23-9	53	90	52	268	.142	1.70	4	0.08	3	19	0.36	0	10	10	0.19	97.5	29.5

Tegan Lynch • #2 • RS • 6-0 • Aptos, Calif. (Aptos)

Overall	MP-MS	GP	Kills	Err	Att	Pct.	KPG	Ast	APG	Ace	Digs	DPG	BS	BA	TB	BPG	Pts.	P/M
1995 (Fr.)	27-19	92	152	67	546	.156	1.65	9	.10	13	196	2.13	2	20	22	.24	177.0	27.0
1996 (So.)	29-29	98	211	102	557	.196	2.15	44	.45	10	297	3.03	2	41	43	.44	243.5	47.5
1997 (Jr.)	31-31	110	329	127	754	.268	2.99	113	1.03	10	345	3.14	1	67	68	.62	373.5	183.5
1998 (Sr.)	30-30	107	332	127	813	.252	3.10	137	1.28	14	378	3.53	5	69	74	.69	385.5	254.5
TOTALS	117-109	407	1024	423	2670	.225	2.52	303	.74	47	1216	2.99	10	197	207	.51	1179.5	512.5

Susan Magda • #15 • LS • 5-8 • Arvada, Colo. (Arvada/Hastings)

Overall	MP-MS	GP	Kills	Err	Att	Pct.	KPG	Ast	APG	Ace	Digs	DPG	BS	BA	TB	BPG	Pts.	P/M
1987 (Jr.)	27-24	91	184	124	599	.100	2.02	4	.04	12	106	1.16	3	12	15	.16	205.0	-48.0
1988 (Sr.)	35-34	121	432	203	1098	.209	3.57	12	.10	26	285	2.36	19	28	47	.39	491.0	91.0
TOTALS	62-58	212	616	327	1797	.161	2.91	16	.08	38	391	1.84	22	40	62	.29	696.0	43.0

Lynsey Mann • #1 • MB • 6-3 • Highlands Ranch, Colo. (Fountain-Ft. Carson/Western State)

Overall	MP-MS	GP	Kills	Err	Att	Pct.	KPG	Ast	APG	Ace	Digs	DPG	BS	BA	TB	BPG	Pts.	P/M
2004-Jr.	9-0	12	10	3	18	.389	0.83	0	0.00	0	3	0.25	2	6	8	0.67	15.0	11.0
2005-Sr.	19-0	41	36	14	76	.289	0.88	0	0.00	0	4	0.10	5	26	31	0.76	54.0	40.0
TOTALS	28-0	53	46	17	94	.308	0.87	0	0.00	0	7	0.13	4	32	39	0.74	68.0	51.0

Kristin Martell • #7 • MB/RS • 6-1 • The Woodlands, Texas (The Woodlands)

Overall	MP-MS	GP	Kills	Err	Att	Pct.	KPG	Ast	APG	Ace	Digs	DPG	BS	BA	TB	BPG	Pts.	P/M
2007-Fr.	INJ																	
2008 - Rfr.	5-0	5	0	0	0	.000	0.00	0	0.00	0	0	0.00	0	0	0	0.00	0.0	0.0
TOTALS	5-0	5	0	0	0	.000	0.00	0	0.00	0	0	0.00	0	0	0	0.00	0.0	0.0

Kelly Masumiya • #6 • DS • 5-3 • Highlands Ranch, Colo. (Smoky Hills HS)

Overall	MP-MS	GP	Kills	Err	Att	Pct.	KPG	Ast	APG	Ace	Digs	DPG	BS	BA	TB	BPG	Pts.	P/M
2002-Fr.	20-7	50	2	0	2	1.000	0.04	1	0.02	1	19	0.38	0	0	0	0.00	3.0	-7.0
2003-So.	21-0	37	0	0	1	.000	0.00	5	0.14	5	26	0.70	0	0	0	0.00	5.0	-2.0
2004-Jr.	24-0	63	1	0	2	.500	0.02	7	0.11	5	73	1.16	0	0	0	0.00	6.0	-28.0
2005-Sr.	22-2	80	0	2	2	-1.000	0.00	5	0.06	13	111	1.39	0	0	0	0.00	13.0	-4.0
TOTALS	90-9	230	3	2	7	.142	0.01	18	0.08	24	229	0.99	0	0	0	0.00	24.0	-41.0

Jennifer Meeker • #15 • LS • 5-10 • Mesa, Ariz. (Mountain View)

Overall	MP-MS	GP	Kills	Err	Att	Pct.	KPG	Ast	APG	Ace	Digs	DPG	BS	BA	TB	BPG	Pts.	P/M
1989 (Fr.)	32-14	101	28	21	96	.073	.28	6	.06	24	168	1.66	0	3	3	.03	53.5	-44.5
1990 (So.)	28-4	59	58	50	200	.040	.98	3	.05	8	105	1.00	4	7	11	.19	73.5	-9.5
1991 (Jr.)	28-0	74	97	46	271	.188	1.31	9	.12	11	120	1.62	4	8	12	.16	131.0	0.0
TOTALS	88-18	234	183	117	567	.116	.78	18	.20	43	393	1.68	8	18	26	.11	258.0	-54.0

Stacy Metro • #2 • S • 6-1 • Lakewood, Calif. (Mayfair)

Overall	MP-MS	GP	Kills	Err	Att	Pct.	KPG	Ast	APG	Ace	Digs	DPG	BS	BA	TB	BPG	Pts.	P/M
1989 (Fr.)	18-1	27	16	6	48	.208	.59	24	.89	2	9	.33	2	8	10	.37	24.0	-2.0

Krislen Morgado • #13 • DS • 5-6 • Pearl City, Hawai'i (Punahou)

Overall	MP-MS	GP	Kills	Err	Att	Pct.	KPG	Ast	APG	Aces	Digs	DPG	BS	BA	TB	BPG	Pts.	P/M
2003-Fr.	1-0	1	0	0	0	.000	0.00	0	0	0	1	1.00	0	0	0	0.00	0.0	0.0
2004-Jr.	5-0	6	0	0	0	.000	0.00	0	0.00	0	2	0.33	0	0	0	0.00	0.0	0.0
TOTALS	6-0	7	0	0	0	.000	0.00	0	0.00	0	3	0.43	0	0	0	0.00	0.0	0.0

Tina Murray • #4 • LS • 5-7 • Calumet City, Ill. (Thornwood)

Overall	MP-MS	GP	Kills	Err	Att	Pct.	KPG	Ast	APG	Ace	Digs	DPG	BS	BA	TB	BPG	Pts.	P/M
1987 (Fr.)	29-29	101	270	150	878	.137	2.67	9	.09	43	272	2.69	5	11	16	.16	323.5	23.5
1988 (So.)	35-35	120	262	133	796	.162	2.18	11	.09	47	393	3.28	11	22	33	.28	331.0	71.0
1989 (Jr.)	33-32	116	449	162	1225	.234	3.87	21	.18	29	368	3.17	11	24	35	.30	501.0	232.0
1990 (Sr.)	35-33	123	377	140	1212	.196	3.07	11	.09	34	490	3.98	3	9	12	.10	418.5	171.5
TOTALS	132-129	460	1358	585	4111	.188	2.95	52	.11	153	1523	3.31	30	66	96	.73	1574.0	498.0

Melanie Naber • #16 • MB • 6-3 • Holland, Mich. (West Ottawa)

Overall	MP-MS	GP	Kills	Err	Att	Pct.	KPG	Ast	APG	Ace	Digs	DPG	BS	BA	TB	BPG	Pts.	P/M
2008-Fr.	DNC-CD																	

Amber Nu'u • #3 • OH/L • 5-11 • Aurora, Colo. (Smoky Hill)

Overall	MP-MS	GP	Kills	Err	Att	Pct.	KPG	Ast	APG	Aces	Digs	DPG	BS	BA	TB	BPG	Pts.	P/M
2003-Fr.	26-7	88	81	47	235	.145	0.92	27	0.31	6	175	1.99	0	3	3	0.03	88.5	-18.5
2004-So.	25-10	55	122	59	323	.195	2.22	18	0.33	7	97	1.76	3	9	12	0.22	136.5	41.5
2005-JR	DNP-INJ																	
2006-SR.	19-2	41	13	13	49	.000	0.32	2	0.05	32	6	0.63	1	1	2	0.05	17.5	-3.5
TOTALS	70-19	184	216	119	607	.160	1.17	47	0.26	16	298	1.62	4	13	17	0.09	242.5	19.5

Ashley Nu'u • #2 • S • 5-10 • Aurora, Colo. (Smoky Hill)

Overall	MP-MS	GP	Kills	Err	Att	Pct.	KPG	Ast	AP
---------	-------	----	-------	-----	-----	------	-----	-----	----

ALL-TIME BUFFS: P-S



Shannon Parke



Josee Roberge

Shannon Parke • #13 • OH • 5-10 • Manhattan Beach, Calif. (Mira Costa)

Overall	MP-MS	GP	Kills	Err	Att	Pct.	KPG	Ast	APG	Ace	Digs	DPG	BS	BA	TB	BPG	Pts.	P/M
1992 (Fr.)	22-2	38	24	13	74	.149	.63	2	.05	6	30	.79	0	1	1	.03	30.5	-13.5
1993 (So.)	29-9	78	44	8	98	.367	.56	8	.10	9	68	.87	3	1	4	.05	56.5	21.5
1994 (Jr.)	29-0	85	12	4	41	.195	.14	8	.09	9	100	1.18	4	8	12	.14	29.0	-18.0
TOTALS	80-11	201	80	25	213	.258	.40	18	.09	24	198	.99	7	10	17	.08	116.0	-10.0

Alex Penewell • #17 • MB • 5-11 • Newport Beach, Calif. (Newport Harbor)

Overall	MP-MS	GP	Kills	Err	Att	Pct.	KPG	Ast	APG	Ace	Digs	DPG	BS	BA	TB	BPG	Pts.	P/M
2008-Fr.	12-4	29	42	17	100	.250	1.45	2	0.07	4	9	0.31	2	31	33	1.14	63.5	45.5

Haley Pilkington • #3 • DS • 5-5 • Fort Collins, Colo. (Fort Collins)

Overall	MP-MS	GP	Kills	Err	Att	Pct.	KPG	Ast	APG	Ace	Digs	DPG	BS	BA	TB	BPG	Pts.	P/M
2001 (Fr.)	6-0	7	0	1	1	-1.000	.00	0	.00	0	5	.71	0	0	0	.00	0.0	-2.0

Kelly Prahm • #1 • MB • 5-9 • Los Altos, Calif. (St. Francis)

Overall	MP-MS	GP	Kills	Err	Att	Pct.	KPG	Ast	APG	Ace	Digs	DPG	BS	BA	TB	BPG	Pts.	P/M
1992 (RFr.)	12-0	21	14	7	38	.184	.67	0	.00	2	13	.62	3	11	14	.67	24.5	13.5
1994 (Jr.)	7-0	9	3	1	8	.250	.33	1	.11	0	4	.44	0	0	0	.00	3.0	0.0
TOTALS	19-0	30	17	8	46	.196	.57	1	.03	2	17	.57	3	11	14	.47	27.5	13.5

Prahm redshirted in 1991 and was injured for the entire season in 1993.

Josee Roberge • #6 • RS • 6-3 • St-Georges, Quebec (Polyvante St.-Georges)

Overall	MP-MS	GP	Kills	Err	Att	Pct.	KPG	Ast	APG	Ace	Digs	DPG	BS	BA	TB	BPG	Pts.	P/M
1998 (RFr.)	5-0	6	7	2	17	.294	1.17	1	.17	0	6	1.00	0	3	3	.50	8.5	6.5
1999 (So.)	16-1	27	33	22	99	.111	1.22	9	.33	3	32	1.14	1	8	9	.33	41.0	-1.0
2000 (Jr.)	28-9	83	134	63	374	.190	1.61	45	.54	5	70	.84	6	61	67	.81	175.5	101.5
2001 (Sr.)	30-4	100	110	57	313	.169	1.11	36	.36	0	37	.37	9	78	86	.87	157.5	91.5
TOTALS	79-14	216	284	144	803	.174	1.33	91	.42	8	145	.67	16	149	165	.76	382.5	198.5

Josee Roberge redshirted the 1997 season.

Sylvie Roberge • #9 • MB • 6-3 • St-Georges, Quebec (Jesus St. Marie)

Overall	MP-MS	GP	Kills	Err	Att	Pct.	KPG	Ast	APG	Ace	Digs	DPG	BS	BA	TB	BPG	Pts.	P/M
1998 (RFr.)	8-0	8	11	2	18	.500	1.38	0	.00	0	0	.00	0	3	3	.38	12.5	10.5
1999 (So.)	19-1	37	77	18	156	.378	2.08	0	.00	0	11	.30	3	19	22	.59	89.5	62.5
2000 (Jr.)	9-6	36	105	37	237	.287	2.92	3	.08	0	10	.28	3	35	38	1.06	125.5	83.5
TOTALS	36-7	81	193	57	411	.331	2.38	3	.04	0	21	.26	6	57	63	.77	227.5	156.5

Buffy Romero • #17 • LS/S • 5-11 • Long Beach, Calif. (Long Beach Wilson)

Overall	MP-MS	GP	Kills	Err	Att	Pct.	KPG	Ast	APG	Ace	Digs	DPG	BS	BA	TB	BPG	Pts.	P/M
1988 (Fr.)	33-1	89	4	5	18	-.056	.05	0	.00	3	43	.48	1	1	2	.02	8.5	-6.5
1989 (So.)	20-2	46	7	1	16	.375	.15	34	.74	3	48	1.04	0	2	2	.04	11.0	-3.0
1990 (Jr.)	32-9	82	22	3	59	.322	.27	195	2.38	3	108	1.32	5	13	18	.22	36.5	19.5
1991 (Sr.)	3-0	8	1	0	1	1.000	.13	34	4.25	2	7	.88	0	3	3	.38	4.5	4.5
TOTALS	88-12	225	34	9	94	.266	.15	263	1.17	11	206	.92	6	19	25	.11	60.5	14.5

Sonja Russell • #10 • LS • 5-11 • Poway, Calif. (Poway)

Overall	MP-MS	GP	Kills	Err	Att	Pct.	KPG	Ast	APG	Ace	Digs	DPG	BS	BA	TB	BPG	Pts.	P/M
1998 (Fr.)	29-3	86	65	37	178	.157	.76	18	.21	10	138	1.60	0	7	7	.08	78.5	41.5
1999 (So.)	30-29	107	427	243	1169	.157	3.99	45	.42	20	375	3.50	0	44	44	.41	469.0	170.0
2000 (Jr.)	29-29	106	425	214	1155	.183	4.01	60	.57	15	406	3.83	3	47	50	.47	466.5	172.5
2001 (Sr.)	27-27	99	320	192	878	.146	3.23	82	.83	14	352	3.56	4	42	46	.47	359.0	85.0
TOTALS	115-88	398	1237	686	3380	.163	3.11	205	.51	59	1271	3.19	7	140	147	.36	1373.0	469.0

Stephanie Salgado • #16 • RS • 6-1 • Yucaipa, Calif. (Yucaipa)

Overall	MP-MS	GP	Kills	Err	Att	Pct.	KPG	Ast	APG	Ace	Digs	DPG	BS	BA	TB	BPG	Pts.	P/M
1987 (Fr.)	28-24	92	121	91	395	.076	1.33	16	.17	32	74	.80	23	41	64	.70	196.5	12.5
1988 (So.)	35-33	122	389	155	879	.266	3.19	41	.34	55	192	1.57	27	59	86	.70	500.5	231.5
1989 (Jr.)	33-28	110	257	113	661	.218	2.34	35	.32	35	255	2.32	11	60	71	.65	333.0	156.0
1990 (Sr.)	17-8	44	65	31	192	.177	1.48	10	.23	7	84	1.91	9	14	23	.52	97.5	40.5
TOTALS	113-93	368	832	390	2127	.208	2.27	102	.28	129	605	1.64	70	174	244	.66	1127.5	440.5

Maragda Santillana • #4 • OH • 6-4 • Barcelona, Spain (Ses Joaquim Blume)

Overall	MP-MS	GP	Kills	Err	Att	Pct.	KPG	Ast	APG	Ace	Digs	DPG	BS	BA	TB	BPG	Pts.	P/M
2002-Fr.	28-14	83	177	86	444	.205	2.13	19	0.23	1	53	0.64	12	53	65	0.78	216.5	110.5
2003-So.	30-25	95	324	167	778	.202	3.41	14	0.15	19	165	1.74	24	29	53	0.56	381.5	172.5
2004-Jr.	19-19	66	275	96	650	.275	4.17	17	0.26	0	128	1.94	13	25	38	0.58	300.5	175.5
TOTALS	77-58	244	786	349	1872	.233	3.22	50	0.20	20	346	1.42	49	107	156	0.64	898.5	458.5

Christian Schaefer • #3 • OH • 6-0 • Mountain View, Calif. (Los Altos)

Overall	MP-MS	GP	Kills	Err	Att	Pct.	KPG	Ast	APG	Ace	Digs	DPG	BS	BA	TB	BPG	Pts.	P/M
2007-Fr.	1-0	1	1	0	1	1.000	1.00	0	0.00	0	0	0.00	0	0	0	0.00	1.0	1
2008-So.	15-0	25	18	13	95	.053	0.72	0	0.00	1	8	0.32	0	5	5	0.20	21.5	6.5
TOTALS	16-0	26	19	13	96	.062	0.73	0	0.00	1	8	0.31	0	5	5	0.19	22.5	7.5

Lauren Schaefer • #4 • MB • 6-3 • Mountain View, Calif. (Los Altos)

Overall	MP-MS	GP	Kills	Err	Att	Pct.	KPG	Ast	APG	Ace	Digs	DPG	BS	BA	TB	BPG	Pts.	P/M
2005-Fr.	28-26	103	154	65	367	.243	1.50	5	0.05	0	20	0.19	11	77	88	0.85	203.5	130.5
2006-So.	28-23	99	226	68	525	.301	2.28	8	0.08	1	31	0.31	13	79	92	0.93	279.5	202.5
2007-Jr.	20-20	75	233	52	503	.360	3.11	4	0.05	3	29	0.39	10	52	62	0.83	272.0	209
2008-Sr.	25-25	84	173	41	436	.303	2.06	5	0.06	1	23	0.27	12	57	69	0.82	214.5	165.5
TOTALS	101-94	363	786	226	1831	.306	2.18	22	0.06	5	103	0.29	46	265	311	0.86	969.5	707.5

Melissa Schutz • #7 • MB • 6-0 • Newport Beach, Calif. (Newport Beach)

Overall	MP-MS	GP	Kills	Err	Att	Pct.	KPG	Ast	APG	Ace	Digs	DPG	BS	BA	TB	BPG	Pts.	P/M
1995 (Fr.)	13-13	50	135	39	295	.325	2.70	7	.14	19	94	1.88	9	33	42	.84	179.5	112.5
1996 (So.)	28-26	93	255	93	584	.277	2.74	12	.13	23	131	1.41	9	57	66	.71	315.5	163.5
1997 (Jr.)	31-27	97	259	97	592	.274	2.67	18	.19	27	160	1.65	6	72	78	.80	328.0	156.0
1998 (Sr.)	29-17	74	148	59	340	.262	2.00	15	.20	23	142	1.92	2	51	53	.72	198.5	135.5
TOTALS	101-63	314	797	288	1811	.281												




ALL-TIME BUFFS: S-V

HISTORY

Jennifer Sherlock • #10 • S • 5-9 • Flossmoor, Ill. (Homewood-Flossmoor)

Overall	MP-MS	GP	Kills	Err	Att	Pct.	KPG	Ast	APG	Ace	Digs	DPG	BS	BA	TB	BPG	Pts.	P/M
1987 (Fr.)	29-29	102	82	31	248	.206	.80	850	8.33	37	197	1.93	3	28	31	.30	136.0	46.0
1988 (So.)	35-35	122	160	44	399	.291	1.31	1335	10.94	65	277	2.27	19	58	77	.63	273.0	148.0
1989 (Jr.)	33-32	118	99	20	262	.302	.84	1332	11.29	24	262	2.22	8	57	65	.55	159.5	80.5
1990 (Sr.)	26-13	75	50	8	111	.378	.57	679	9.05	19	174	2.35	2	14	16	.22	78.0	43.0
TOTALS	123-109	417	391	83	1020	.302	.94	4196	10.06	145	910	2.18	32	157	189	.45	646.5	317.5



Jennifer Sherlock

Emilee Sisco • #1 • OH • 6-4 • Enumclaw, Wash. (Enumclaw)

Overall	MP-MS	GP	Kills	Err	Att	Pct.	KPG	Ast	APG	Ace	Digs	DPG	BS	BA	TB	BPG	Pts.	P/M
2006-Fr.	5-0	7	0	0	5	.000	0.00	2	0.29	0	0	0.00	0	0	0	0.00	0.00	0.0
2007-So.	25-14	83	248	141	688	.156	2.99	2	0.02	27	52	0.63	5	19	24	0.29	278.5	111.5
2008-Jr.	29-12	94	271	147	816	.152	2.88	8	0.09	8	73	0.78	4	34	38	0.40	300.0	132.0
TOTALS	59-26	184	519	288	1509	.153	2.82	12	0.07	24	125	0.68	9	53	62	0.34	578.5	243.5

Lisa Small • #1 • DS • 5-7 • Galt, Calif. (Galt)

Overall	MP-MS	GP	Kills	Err	Att	Pct.	KPG	Ast	APG	Ace	Digs	DPG	BS	BA	TB	BPG	Pts.	P/M
1997 (Fr.)	21-2	49	0	1	2	-.500	.00	5	.10	0	26	.53	0	0	0	.00	0.0	-4.0
1998 (So.)	20-1	30	0	0	1	.000	.00	0	.00	3	10	.33	0	0	0	.00	3.0	3.0
1999 (Jr.)	28-3	70	0	0	0	.000	.00	6	.09	5	68	.97	0	0	0	.00	5.0	-3.0
2000 (Sr.)	29-17	106	1	1	14	.000	.01	13	1.10	27	284	2.68	0	0	0	.00	28.5	3.5
TOTALS	98-23	255	1	2	16	-.062	.00	24	.09	35	388	1.52	0	0	0	.00	36.5	-.5

Andrea Smith • #13 • OH • 5-11 • Sterling, Colo. (Sterling)

Overall	MP-MS	GP	Kills	Err	Att	Pct.	KPG	Ast	APG	Ace	Digs	DPG	BS	BA	TB	BPG	Pts.	P/M
1986 (Fr.)	23-23	79	160	132	605	.046	2.03	6	.08	14	169	2.14	17	19	36	.46	171.5	-61.5
1987 (So.)	7-0	11	6	8	38	-.053	.55	0	.00	0	10	.91	1	0	1	.09	7.0	-12.0
TOTALS	30-23	90	166	140	643	.040	1.84	6	.07	14	179	1.99	18	19	37	.41	178.6	-73.5

Lisa Soulliere • #11 • MB • 6-1 • Littleton, Colo. (Columbine/Nebraska)

Overall	MP-MS	GP	Kills	Err	Att	Pct.	KPG	Ast	APG	Ace	Digs	DPG	BS	BA	TB	BPG	Pts.	P/M
1987 (So.)	29-29	102	166	64	404	.252	1.63	8	.08	22	98	.96	46	57	103	1.01	262.5	120.5
1988 (Jr.)	35-35	118	230	78	565	.269	1.95	19	.16	29	147	1.25	69	72	141	1.19	364.0	213.0
1989 (Sr.)	33-32	119	354	96	764	.338	2.97	25	.21	38	243	2.04	59	109	168	1.41	497.5	329.5
TOTALS	97-96	339	750	238	1733	.295	2.21	52	.15	89	488	1.44	174	238	412	1.22	1124.0	663.0

Lucy Stearns • #4 • S • 5-8 • Littleton, Colo. (Arapahoe)

Overall	MP-MS	GP	Kills	Err	Att	Pct.	KPG	Ast	APG	Ace	Digs	DPG	BS	BA	TB	BPG	Pts.	P/M
1986 (Fr.)	21-7	70	11	6	38	.132	.16	101	1.44	23	144	2.06	2	8	10	.14	32.0	-11.0

Rosie Steinhaus • #11 • MB • 6-1 • Flagstaff, Ariz. (Flagstaff)

Overall	MP-MS	GP	Kills	Err	Att	Pct.	KPG	Ast	APG	Ace	Digs	DPG	BS	BA	TB	BPG	Pts.	P/M
2007-Fr.	15-9	47	43	30	131	.099	0.91	3	0.06	0	13	0.28	3	27	30	0.64	62.5	37
2008-So.	DNC																	

Amber Sutherland • #12 • OH • 5-10 • Glenwood Springs, Colo. (Glenwood Springs)

Overall	MP-MS	GP	Kills	Err	Att	Pct.	KPG	Ast	APG	Ace	Digs	DPG	BS	BA	TB	BPG	Pts.	P/M
2004-Fr.	11-0	19	25	19	70	.086	1.32	0	0.00	0	16	0.84	0	5	5	0.26	27.5	4.5
2005-So.	28-28	109	421	182	949	.252	3.86	43	0.39	8	290	2.66	13	30	43	0.39	457.0	186.0
2006-Jr.	29-29	109	456	253	1182	.172	4.18	47	0.43	22	312	2.86	9	60	69	0.63	517.0	251.0
2007-RS	INJ																	
2008-Sr.	29-29	104	240	159	753	.108	2.31	33	0.32	20	245	2.36	5	24	29	0.28	277.0	61.0
TOTALS	97-86	341	1142	613	2954	.179	3.35	123	0.36	50	863	2.53	27	119	146	0.43	1278.5	502.5

Heather Sweeney • #14 • MB • 5-11 • Nipomo, Calif. (Arroyo Grande)

Overall	MP-MS	GP	Kills	Err	Att	Pct.	KPG	Ast	APG	Ace	Digs	DPG	BS	BA	TB	BPG	Pts.	P/M
1992 (Fr.)	30-26	106	220	82	505	.273	2.08	15	.14	38	178	1.68	21	58	79	.75	308.0	171.0
1993 (So.)	8-5	24	42	15	98	.276	1.75	3	0.13	4	27	1.13	7	7	14	.58	56.5	29.5
TOTALS	38-31	130	262	97	603	.274	2.02	18	.14	42	205	1.58	28	65	93	.72	364.5	200.5



Lisa Small



Andrea Smith

Kim Taskey • #7 • LS • 5-11 • Portage, Mich. (Portage Northern)

Overall	MP-MS	GP	Kills	Err	Att	Pct.	KPG	Ast	APG	Ace	Digs	DPG	BS	BA	TB	BPG	Pts.	P/M
1999 (Fr.)	24-2	52	114	60	342	.158	2.19	9	.17	13	82	1.58	1	18	19	.37	137.0	55.0
2000 (So.)	27-10	89	174	101	505	.145	1.96	36	.40	13	166	1.87	2	11	13	.15	194.5	40.5
2001 (Jr.)	27-12	74	134	73	401	.152	1.81	37	.50	15	150	2.16	0	16	16	.22	157.0	23.0
2002 (Sr.)	30-29	108	236	127	685	.159	2.19	62	.57	22	320	2.96	4	34	38	.35	279.0	64.0
TOTALS	108-55	331	658	362	1946	.152	1.99	146	.44	63	733	2.21	7	79	86	.26	767.5	182.5



Lisa Soulliere



Amber Sutherland

Wendy Van Wyhe • #9 • MB • 6-1 • Chino, Calif. (Ontario Christian)

Overall	MP-MS	GP	Kills	Err	Att	Pct.	KPG	Ast	APG	Ace	Digs	DPG	BS	BA	TB	BPG	Pts.	P/M
1989 (Rfr.)	33-18	104	160	64	394	.244	1.54	11	.11	1	54	.52	34	64	98	.94	227.0	135.0
1990 (So.)	34-28	119	289	97	635	.302	2.43	8	.07	9	114	.96	71	64	135	1.13	396.0	250.0
1991 (Jr.)	34-34	122	359	95	754	.350	2.94	3	.02	10	85	.70	43	66	109	.89	430.0	296.0
TOTALS	101-80	345	808	256	1783	.310	2.34	22	.06	20	253	.73	148	194	342	.99	1053.0	681.0

Ashley VenHorst • #14 • DS/L • 5-7 • Bettendorf, Iowa (Pleasant Valley)

Overall	MP-MS	GP	Kills	Err	Att	Pct.	KPG	Ast	APG	Ace	Digs	DPG	BS	BA	TB	BPG	Pts.	P/M
2005-Fr.	11-0	22	0	0	0	.000	0.00	3	0.14	1	9	0.41	0	0	0	0.00	1.0	-3.0
2006-So.	5-0	11	0	0	0	.000	0.00	0	0.00	0	11	1.00	0	0	0	0.00	0.0	-1.0
2007-Jr.	28-7	103	0	0	3	.000	0.00	10	0.10	3	160	1.55	0	0	0	0.00	3.0	-36
2008-Sr.	29-14	100	0	1	2	-.500	0.00	22	0.22	3	167	1.67	0	0	0	0.00	3.0	-29
TOTALS	74-21	236	0	1	5	-.200	0.00	35	0.15	7	347	1.47	0	0	0	0.00	7.0	-69

Monica Vesanovic • #12 • DS • 5-5 • Los Altos, Calif. (St. Francis)

Overall	MP-MS	GP	Kills	Err	Att	Pct.	KPG	Ast	APG	Ace	Digs	DPG	BS	BA	TB	BPG	Pts.	P/M
2000-Fr.	13-1	30	0	0	1	.000	0.00	4	0.13	0	24	0.80	0	0	0	0.00	0.0	-6.0
2001-So.	21-10	57	0	0	0	—	0.00	16	0.28	7	83	1.46	0	0	0	0.00	7.0	-4.0

ALL-TIME BUFFS: V-2



Nicole Vranesh



Staci Wolfe

Therese Viñal • #16 • DS • 5-8 • Santa Clara, Calif. (Presentation)

Overall	MP-MS	GP	Kills	Err	Att	Pct.	KPG	Ast	APG	Ace	Digs	DPG	BS	BA	TB	BPG	Pts.	P/M
2004-Fr.	26-0	70	0	0	0	.000	0.00	10	0.14	10	137	1.96	0	0	0	0.00	10.0	-18.0
2005-So.	27-0	95	0	0	0	.000	0.00	14	0.15	24	227	2.39	0	0	0	0.00	24.0	-28.0
2006-Jr.	5-0	8	0	0	0	.000	0.00	1	0.12	1	7	0.88	0	0	0	0.00	1.0	1.0
2007-Sr.	3-1	3	0	0	2	.000	0.00	0	0.00	0	0	0.00	0	0	0	0.00	0.0	0
TOTALS	61-0	176	0	0	0	.000	0.00	25	0.14	35	371	2.11	0	0	0	0.00	35.0	-45

Nicole Vranesh • #7 • S • 5-8 • Las Vegas, Nev. (Bonanza)

Overall	MP-MS	GP	Kills	Err	Att	Pct.	KPG	Ast	APG	Ace	Digs	DPG	BS	BA	TB	BPG	Pts.	P/M
1990 (Fr.)	32-19	107	61	14	135	.348	.57	648	6.06	16	207	1.93	4	21	25	.23	91.5	32.5
1991 (So.)	35-35	126	101	40	280	.218	.80	1712	13.59	25	352	2.79	7	48	55	.44	156.0	45.0
1992 (Jr.)	31-31	110	99	42	251	.227	.90	1360	11.99	18	331	3.01	4	31	35	.32	137.5	47.5
1993 (Sr.)	32-30	114	111	38	277	.264	.97	1541	13.52	24	358	3.14	12	25	37	.32	159.5	74.5
TOTALS	130-115	457	372	134	943	.227	.81	5261	11.42	83	1248	2.73	27	125	152	.33	544.5	199.5

Rachel Wacholder • #11 • LS/RS • 5-8 • Laguna Beach, Calif. (Laguna Beach)

Overall	MP-MS	GP	Kills	Err	Att	Pct.	KPG	Ast	APG	Ace	Digs	DPG	BS	BA	TB	BPG	Pts.	P/M
1993 (Fr.)	32-30	105	219	79	569	.246	2.09	51	.49	26	296	2.82	6	28	34	.32	265.0	141.0
1994 (So.)	31-30	104	371	149	1206	.184	3.57	31	.30	45	318	3.06	16	27	43	.41	445.5	182.5
1995 (Jr.)	28-28	107	438	186	1383	.182	4.09	10	.09	38	399	3.73	6	22	28	.26	493.0	209.0
1996 (Sr.)	29-29	103	456	130	1181	.276	4.43	48	.47	36	329	3.19	10	41	51	.50	522.5	313.5
TOTALS	120-117	419	1484	544	4339	.217	3.54	140	.33	145	1342	3.20	38	118	156	.37	1726.0	846.0

Callie Webster • #6 • DS/L • 5-10 • Mercer Island, Wash. (Mercer Island/New Hampshire)

Overall	MP-MS	GP	Kills	Err	Att	Pct.	KPG	Ast	APG	Ace	Digs	DPG	BS	BA	TB	BPG	Pts.	P/M
2006-So.	29-9	98	1	1	6	0.00	0.01	19	0.19	0	190	1.94	0	0	0	0.00	1.0	-25.0
2007-Jr.	28-0	109	6	1	20	.250	0.06	33	0.30	25	466	4.28	0	0	0	0.00	31.0	-31
2008-Sr.	27-2	97	3	0	5	.600	0.03	20	0.21	17	386	3.98	0	0	0	0.00	20.0	-12
TOTALS	84-11	304	10	2	31	.258	0.03	72	0.24	42	1042	3.43	0	0	0	0.00	52.0	-68

Kirsten Wicks • #9 • OH • 6-2 • Wheaton, Ill. (Wheaton)

Overall	MP-MS	GP	Kills	Err	Att	Pct.	KPG	Ast	APG	Ace	Digs	DPG	BS	BA	TB	BPG	Pts.	P/M
2007-Fr.	6-0	11	11	8	31	.097	1.00	0	0.00	0	5	0.45	0	0	0	0.00	11.0	-2
2008-So.	14-0	23	16	17	68	-.015	0.70	2	0.09	1	9	0.39	0	4	4	0.17	19.0	-4
TOTALS	20-0	34	27	25	99	.020	0.79	2	0.06	1	14	0.41	0	4	4	0.12	30.0	-6

Leah Williams • #5 • MB • San Diego, Calif. (La Jolla)

Overall	MP-MS	GP	Kills	Err	Att	Pct.	KPG	Ast	APG	Ace	Digs	DPG	BS	BA	TB	BPG	Pts.	P/M
1992 (Fr.)	26-5	47	39	13	47	.149	.83	12	.26	11	28	.60	4	14	18	.38	60.0	40.0
1993 (So.)	27-25	95	247	108	592	.235	2.60	16	.17	23	245	2.58	19	50	69	.63	314.0	153.0
1994 (Jr.)	31-30	102	280	98	586	.311	2.75	16	.16	22	282	2.76	29	98	127	1.25	380.0	248.0
1995 (Sr.)	28-28	107	266	70	566	.346	2.49	11	.10	34	266	2.49	29	148	177	1.65	403.0	224.0
TOTALS	112-88	351	832	289	1791	.303	2.37	54	.15	90	821	2.34	81	310	391	1.11	1157.0	665.0

Shelly Wolfe • #8 • S • 6-0 • San Jose, Calif. (St. Francis)

Overall	MP-MS	GP	Kills	Err	Att	Pct.	KPG	Ast	APG	Ace	Digs	DPG	BS	BA	TB	BPG	Pts.	P/M
1995 (RFR.)	28-27	99	27	12	77	.195	.27	1023	10.33	27	208	2.10	3	51	54	.54	82.5	31.5
Wolfe redshirted the 1994 season.																		

Staci Wolfe • #4 • SH • 5-10 • San Jose, Calif. (St. Francis)

Overall	MP-MS	GP	Kills	Err	Att	Pct.	KPG	Ast	APG	Ace	Digs	DPG	BS	BA	TB	BPG	Pts.	P/M
1991 (Fr.)	35-5	121	167	70	446	.217	1.38	15	.12	59	298	2.46	2	12	14	.12	234.0	43.0
1992 (So.)	29-29	99	256	118	735	.188	2.59	32	.32	45	245	2.47	4	24	28	.28	317.0	85.0
1993 (Jr.)	32-30	112	427	265	1403	.115	3.81	19	.17	60	369	3.29	7	25	32	.29	506.5	44.5
1994 (Sr.)	10-9	34	155	64	383	.238	4.56	8	.24	10	123	3.61	3	8	11	.32	172.0	48.0
TOTALS	108-73	376	1005	517	2967	.164	2.67	74	.20	174	1035	2.75	16	69	85	.27	1229.5	220.5

Katie Zabransky • #8 • MB • 6-2 • Brookfield, Wis. (Brookfield East)

Overall	MP-MS	GP	Kills	Err	Att	Pct.	KPG	Ast	APG	Ace	Digs	DPG	BS	BA	TB	BPG	Pts.	P/M
1990 (RFR.)	33-24	110	177	89	462	.190	1.61	10	.09	16	118	1.07	46	50	96	.87	254.5	99.5
1991 (So.)	35-35	121	341	121	749	.294	2.82	13	.11	20	193	1.60	41	88	129	1.07	446.0	228.0
TOTALS	68-59	231	518	210	1211	.254	2.24	23	.10	36	311	1.35	87	138	225	.97	700.5	327.5
Zabransky redshirted the 1989 season.																		

Kristin Zastrow • #3 • S • 5-6 • Avon, Colo. (Battle Mountain)

Overall	MP-MS	GP	Kills	Err	Att	Pct.	KPG	Ast	APG	Ace	Digs	DPG	BS	BA	TB	BPG	Pts.	P/M
1987 (Fr.)	26-1	61	1	2	3	-.333	.02	1	.02	4	50	.82	0	0	0	.00	3.0	-11.0
1988 (So.)	23-0	44	0	0	0	.000	.00	1	.02	0	13	.30	0	0	0	.00	0.0	-5.0
TOTALS	49-1	105	1	2	3	-.333	.01	2	.02	4	63	.60	0	0	0	.00	3.0	-16.0

Austin Zimmerman • #7 • OH/MB • 6-0 • Cheney, Wash. (Lewis and Clark)

Overall	MP-MS	GP	Kills	Err	Att	Pct.	KPG	Ast	APG	Aces	Digs	DPG	BS	BA	TB	BPG	Pts.	P/M
2003-Fr.	31-31	110	195	70	468	.267	1.77	48	0.44	20	217	1.97	8	75	83	0.75	260.5	104.5
2004-So.	28-28	98	198	63	455	.297	2.02	20	0.20	14	186	1.90	8	90	98	1.00	265.0	149.0
2005-Jr.	DNP-INJ																	
2006-Sr.	25-16	78	148	36	350	.320	1.90	13	0.17	11	48	0.62	11	60	71	0.91	200.0	148.0
TOTALS	84-75	286	541	169	1273	.292	1.89	81	0.28	45	451	1.58	27	225	252	0.88	725.5	401.5

Janine Zumerchik • #2 • MB • 6-2 • Palos Park, Ill. (Carl Sandburg)

Overall	MP-MS	GP	Kills	Err	Att	Pct.	KPG	Ast	APG	Ace	Digs	DPG	BS	BA	TB	BPG	Pts.	P/M
1991 (Fr.)	30-1	64	63	18	126	.357	.98	6	.09	4	46	.72	5	23	28	.44	83.5	39.5
1992 (So.)	31-31	107	312	95	676	.321	2.92	8	.07	8	123	1.15	20	56	76	.71	368.0	219.0
1993 (Jr.)	32-30	109	382	124	835	.309	3.50	8	.07	11	206	1.89	17	51	6			



WHERE THE BUFFALO ROAM

Arizona (3)
Mesa Jennifer Meeker
Flagstaff Rosie Steinhaus
Scottsdale Tiffany Jestadt

California (35)
SOUTHERN CALIFORNIA
Bakersfield Mallori Gibson
Chino Wendy Van Wyhe
Coto de Caza Dana Cray
Fountain Valley Kellie Bruce
Irvine Stephanie Chiang
La Mesa Karrie Downey
Laguna Beach Kathleen Bunce
 Rachel Wacholder
Long Beach Ellen Henry
 Buffy Romero
Manhattan Beach Brooke Donahue
 Shannon Parke
Newport Beach Courtney Owens
 Alex Penewell
 Melissa Schutz
Orange Monique Gerlach
Poway Sonja Russell
Redondo Beach Devon Dykstra
San Diego Shana Bowen
 Kerra Schroeder
 Leah Williams

NORTHERN CALIFORNIA
Aptos Tegan Lynch
Crescent City Jennifer Anderson
Galt Lisa Small
Los Altos Diane Johnson
 Kelly Prahm
 Monica Vesanovic
Mountain View Christan Schaefer
 Lauren Schaefer

Nipomo
San Jose
Santa Clara
Saratoga
Walnut Creek
Yucapia
 Heather Sweeney
 Shelly Wolfe
 Staci Wolfe
 Therese Viñal
 Anne Marie Cochran
 Alison Koepke
 Stephanie Salgado

Colorado (33)
DENVER AREA
Arvada Karen Bossi
 Denise Deluzio
 Kacey Engel
 Susan Magda
 Amber Nu'u
 Ashley Nu'u
Aurora Amy Hulstrom
Broomfield Kaitlyn Burkett
Colorado Springs Jessica Drexler
 Kristen Karlik
 Nikki Kinzer
 Lynsey Mann
 Kassidi Warnock
 Meghan Capra
 Sofia Lindroth
 Kelly Eddy
Denver Kelly Masumiya
Edwards Stacy Metro
Golden Kristine Gira
Highlands Ranch Lisa Soulliere
Lakewood Lucy Stearns
Littleton Susan Gillette
 Wendy Callahan
 Brenda Bauernfeind
Northglenn Susan Gillette
Parker Wendy Callahan
Thornton Brenda Bauernfeind
EASTERN COLORADO
Sterling Schylur Edelman
 Andrea Smith

NORTHERN COLORADO
Fort Collins Haley Pilkington
 Sara Villwock
Gilcrest Darla DeRuiter
WESTERN COLORADO
Avon Kristin Zastrow
Glenwood Springs Amber Sutherland
Pagosa Springs Sara Fredrickson
Vail Lara Bossow

Hawai'i (2)
Honolulu Pi'ikea Dudoit
 Krislen Morgado

Illinois (9)
Calumet City Tina Murray
Chicago Tracy Seiler
Elmhurst Ellen Ribar
Flossmore Jennifer Sherlock
Glen Ellyn Meghan Barkman
Naperville Elizabeth Gower
Oak Lawn Michele Kohler
Palos Park Janine Zumerchik
Wheaton Kirsten Wicks

Iowa (1)
Bettendorf Ashley VenHorst

Kansas (1)
Valley Center Kelsey Loop

Louisiana (1)
Baton Rouge Allie Griffin

Michigan (3)
East Grand Rapids Alex Buth
Holland Melanie
NaberPortage Kim Taskey

Minnesota (1)
Luverne Melissa Bollinger
Nevada (1)
Las Vegas Nicole Vranesh

Pennsylvania (1)
Moon Township Lauren Fanelli

Texas (7)
Amarillo Drew Hays
 Sarah Lodge
Arlington Allison Barnes
Cypress Kristin Engelking
Houston Cory Hayes
Leander Becah Fogle
The Woodlands Kristin Martell

Washington (3)
Cheney Austin Zimmerman
Emumclaw Emilee Sisco
Mercer Island Callie Webster

Wisconsin (2)
Brookfield Katie Zabransky
Wauwatosa Nicole Carr

Quebec (2)
St-Georges Josee Roberge
 Sylvie Roberge

Manitoba (1)
St. Andrews Megan Cyr

Spain (1)
Barcelona Maragda Santillana

HISTORY

ALL-TIME NUMBERS

— 1 —

Susan Gillette, 1986
 Karen Bossi, 1988
 Kelly Prahm, 1991-94
 Lisa Small, 1997-00
 Sara Villwock, 2001
 Drew Hays, 2002-03
 Lynsey Mann, 2003-05
 Emilee Sisco, 2006-08

— 2 —

Meghan Capra, 1986-88
 Stacy Metro, 1989
 Janine Zumerchik, 1991-94
 Tegan Lynch, 1995-98
 Meghan Barkman, 1999-02
 Ashley Nu'u, 2003-06
 Schylur Edelman, 2007-

— 3 —

Kelly Eddy, 1986
 Kristin Zastrow, 1987-88
 Stephanie Chiang, 1990-92
 Tracy Seiler, 1993-94
 Kelly Campbell, 1996-99
 Haley Pilkington, 2001
 Amber Nu'u, 2003-06
 Christan Schaefer, 2007-08
 Sofia Lindroth, 2009

— 4 —

Lucy Stearns, 1986
 Tina Murray, 1987-90
 Staci Wolfe, 1991-94
 Sarah Lodge, 1995-98
 Sara Villwock, 2000
 Maragda Santillana, 2002-04
 Lauren Schaefer, 2005-08

— 5 —

Kristine Gira, 1986-87
 Tiffany Jestadt, 1990-91
 Leah Williams, 1992-95
 Cory Hayes, 1998-99
 Allison Barnes, 2001-04
 Dana Cray, 2005

— 6 —

Wendy Callahan, 1987-88
 Diane Johnson, 1989-90
 Jennifer Anderson, 1993-96
 Josee Roberge, 1997-01
 Kelly Masumiya, 2002-05
 Callie Webster, 2006-08
 Kerra Schroeder, 2009

— 7 —

Denise Deluzio, 1986
 Darla DeRuiter, 1987-88
 Nicole Vranesh, 1990-93
 Andria Shaw, 1994
 Melissa Schutz, 1995-98
 Kim Taskey, 1999-02
 Austin Zimmerman, 2003-06
 Kristin Martell, 2007-

— 8 —

Katie Zabransky, 1989-91
 Shelly Wolfe, 1994-95
 Kristin Engelking, 1996-99
 Sara Fredrickson, 2000-02
 Alex Buth, 2004-08
 Nikki Kinzer, 2009

— 9 —

Kellie Bruce, 1987
 Wendy Van Wyhe, 1988-91
 Joyce Ortell, 1995
 Sylvie Roberge, 1997-00
 Allie Griffin, 2002-05
 Kirsten Wicks, 2007-08

— 10 —

Melissa Bollinger, 1986
 Jennifer Sherlock, 1987-90
 Karrie Downey, 1991-94
 Kathleen Bunce, 1995-96
 Sonja Russell, 1998-01
 Nicole Carr, 2002-05
 Kelsey Loop, 2006-07

— 11 —

Lisa Soulliere, 1986-89
 Tracy Seiler, 1992
 Rachel Wacholder, 1993-96
 Elizabeth Gower, 1999-02
 Lara Bossow, 2003-06
 Rosie Steinhaus, 2007-

— 12 —

Amy Hulstrom, 1986-87
 Tiffany Jestadt, 1989
 Karrin Borchard, 1992
 Tori Martin, 1993
 Alison Koepke, 1994-97
 Monica Vesanovic, 2000-03
 Amber Sutherland, 2004-08

— 13 —

Andi Smith, 1986-87
 Jennifer Mason, 1990-91
 Shannon Parke, 1992-94
 Anne Marie Cochran, 1995
 Brooke Donahue, 2001
 Krislen Morgado, 2003-05
 Jessica Drexler, 2006
 Megan Cyr, 2008-

— 14 —

Heather Sweeney, 1992-93
 Pi'ikea Dudoit, 2001-02
 Ashley VenHorst, 2005-08

— 15 —

Susan Magda, 1986-88
 Jennifer Meeker, 1989-91
 Sarah McKinney, 1994
 Courtney Owens, 1995-98
 Monique Gerlach, 2000-03
 Devon Dykstra, 2008
 Kassidi Warnock, 2009

— 16 —

Stephanie Salgado, 1987-90
 Brenda Bauernfeind, 1993-94
 Shana Bowen, 1996-99
 Therese Viñal, 2004-07
 Melanie Naber, 2008
 Ellen Ribar, 2009

— 17 —

Buffy Romero, 1988-91
 Kacey Engel, 1992-94
 Alex Penewell, 2008-

— 18 —

Michelle Kohler, 1989-92

— 21 —

Kristen Karlik, 2006-07

— 22 —

Kaitlyn Burkett, 2006-

— 23 —

Ellen Henry, 2007-

— 77 —

Mallori Gibson, 2005-07

COACH & STAFF HISTORY



Colorado's Coaching Ledger

Season	Head Coach	Record	Conf.	Fin.	Home	Away	Neutral	Postseason Finish
1986	Brad Saindon	6-18	—	(-)	3-4	2-8	1-6	
1987	Brad Saindon	9-20	3-9	(15)	4-9	3-9	2-2	
1988	Brad Saindon	22-13	8-4	(3)	11-4	6-7	5-2	
1989	Mike McLean	22-11	10-2	(2)	8-4	8-5	6-2	NCAA First Round
1990	Saindon/McLean	20-15	9-3	(2)	9-3	6-8	5-4	WIVC (2-2 Record)
thru Oct. 6	Mike McLean	8-8	1-0		5-1	0-6	3-1	
from Oct. 12	Brad Saindon	12-7	8-3		4-2	6-2	2-3	
1991	Brad Saindon	25-10	10-2	(2)	10-2	7-5	8-3	NCAA First Round
1992	Brad Saindon	22-9	10-2	(2)	10-2	8-5	4-2	NCAA First Round
1993	Brad Saindon	26-6	11-1	(1)	14-0	7-2	5-4	NCAA Sweet 16
1994	Brad Saindon	23-8	10-2	(2)	13-4	7-3	3-1	NCAA Sweet 16
1995	Brad Saindon	17-11	8-4	(2)	10-3	6-6	1-2	NCAA First Round
1996	Brad Saindon	19-10	13-7	(13)	11-6	8-4	0-0	NCAA Second Round
1997	Pi'i Aiu	22-9	16-4	(12)	12-2	9-6	1-1	NCAA Sweet 16
1998	Pi'i Aiu	22-8	14-6	(3)	12-4	8-4	2-0	NCAA Second Round
1999	Pi'i Aiu	18-12	12-8	(6)	10-4	7-6	1-2	NCAA First Round
2000	Pi'i Aiu	17-12	12-8	(15)	8-5	7-6	2-1	NCAA Second Round
2001	Pi'i Aiu	19-11	13-7	(4)	12-2	5-9	2-0	NCAA Second Round
2002	Pi'i Aiu	15-15	9-11	(17)	8-6	5-7	2-2	
2003	Pi'i Aiu	21-10	13-7	(13)	10-2	7-6	4-2	NCAA First Round
2004	Pi'i Aiu	14-14	9-11	(16)	10-5	3-8	1-1	NCAA First Round
2005	Pi'i Aiu	15-13	10-10	(5)	7-6	6-6	2-1	NCAA First Round
2006	Pi'i Aiu	17-12	12-8	(14)	12-4	5-6	0-2	NCAA Second Round
2007	Pi'i Aiu	6-22	1-19	(110)	4-9	0-12	2-1	
2008	Pi'i Aiu	13-17	7-13	(18)	6-7	3-9	4-0	
Totals		410-286	220-148		214-97	133-147	63-40	
Brad Saindon (1986-'88; '90-'96)		181-112	81-34		90-36	60-51	31-25	6 NCAA's/2 Sweet 16's
Mike McLean (1989-'90)		30-19	11-2		13-5	8-11	9-3	1 NCAA Appearance
Pi'i Aiu (1997-2008)		199-155	128-112		111-104	65-85	23-13	9 NCAA's

All-Time Assistant Coaches

Jim Miret	1986-87
Liz Bitzer (Graduate Assistant)	1987
Mike McLean	1988
Pi'i Aiu	1989-96
Kim Jadg	1992
Janine Gremmell Smith	1993
Katie Zabransky	1994-95
Meg Fitzgerald	1996
Carrie Busteed	1997-99
Robyn Read	1997-00
Jil Thomason	2000-08
Ricci Luyties	2001-03
Erik Sullivan	2004-07
Ashley Nu'u (Student Assistant)	2007
Stevie Mussie	2008
Tom Hogan	2009
Meg Henincan	2009

All-Time Trainers

Terri Brown	1989
Terri DiNardo	1990
Tami Smith	1991
Mary McLendon	1992
Krissy Warren	1993-94
Marci Roschke	1997-99
Suzanne Mull	2000
Ellen Marks	2001-03
Matt Stoneberg	2004
Kristi Davidson	2005-06
Melisa Fazio	2007-

All-Time SIDs

Becky Yahn	1986-89
Doug Strauss	1990-93
Jenny Converse	1994
Scott McDuffee	1995
Preston English	1996
Steve Roogow	1997
Curtis Snyder	1998-99, 2001-02
Colleen Reilly Krueger	2000
Kacey Kingry	2002
Troy Andre	2003-04
Linda Poncin	2005-

All-Time Managers

Pi'i Aiu	1986-88
Winnie Adams	1991
Jen Mason	1994
Juan Pantoja	1997-98

Jenny Klatt	1999
LV Hanson	2000-01
Jake Loskutoff	2002
Chris Payne	2003
Amanda Matus	2005

All-Time Strength Coaches

Scott Asano	1999-02
Sarah Ramey	2003-06
James Hardy	2007-

All-Time Volunteer Coaches

Gary Osborne	2000-03
Barry Janzen	2003
Jim Christianson	2004-05
Erich Otto	2006-09

All-Time Coaches Statisticians

Ben Elder	2000-03
-----------	---------

All-Time Administrative Assistants

Joan Cobb	1994-96
Cathy Olson	1997
Candy Parkhurst	1998-01
Michelle Rangel	2002-06

All-Time Equipment Managers

Tracy Brown	1994-96
Tim Horton	1997-05
Eric Smith	2006
Molly Bachand	2007
David Adamczyk	2008-

All-Time Ticket Managers

Larry Warden	1993-97
Caroline Fenton	1998
Ken Klingler	1999-00
Dan Fitzstephens	2001-04
Graham Brown	2005-08
Kim Pabst	2008-

All-Time Academic Counselors

Sherrice King	1997-00
Beth Wellik	2001-05
Hope Williams	2006
Mindy Sclaro	2007-

All-Time Director of Operations

Josi Carlson	2009-
--------------	-------



CU Volleyball's first three head coaches. Mike McClean (left), Brad Saindon (center) and Pi'i Aiu (right).

Aiu's Check List

- All-time Winningest Coach at CU
- 1997 Big 12 Coach of the Year
- 1997 District V Coach of the Year
- 199-154 Career Record (.564)
- 111-56 Home Record (.665)
- 58 Academic All-Conference Honors
- 24 All-Conference Honors
- 28 Wins Over Ranked Teams
- 9 NCAA Tournament Appearances

HISTORY



REGIONAL/NATIONAL AWARDS

All-American

- Second Team** (*Volleyball Magazine*)
 1999 Kelly Campbell
- Third Team** (*AVCA*)
 2006 Ashley Nu'u
- Third Team** (*Volleyball Magazine*)
 1998 Kelly Campbell
- Honorable Mention** (*Asics/Volleyball Magazine*)
 2006 Ashley Nu'u
- Honorable Mention** (*AVCA*)
 2005 Allie Griffin
 2004 Allie Griffin
 2003 Monique Gerlach
- Honorable Mention** (*Volleyball Magazine*)
 1989 Tina Murray
- Freshman All-American** (*Volleyball Magazine*)
 1996 Kelly Campbell

Academic All-American

- First Team** (*CoSIDA*)
 1999 Kelly Campbell
- Second Team** (*CoSIDA*)
 2002 Elizabeth Gower

Academic All-Region/District

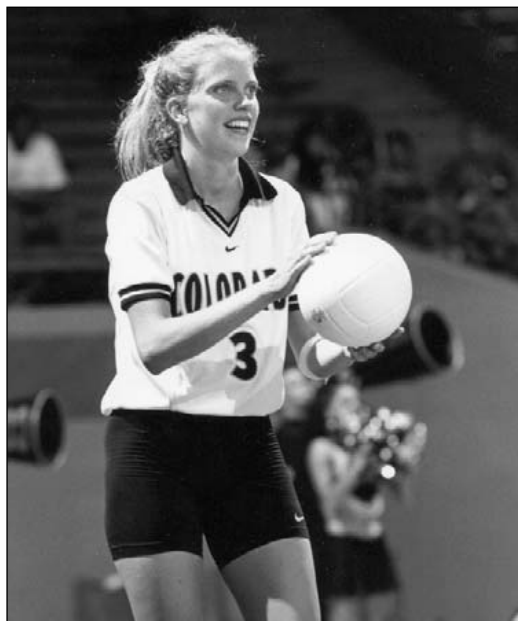
- First Team** (*District VII*)
 2002 Elizabeth Gower
 2002 Kim Taskey
 1999 Kelly Campbell
 1990 Jennifer Sherlock
- Second Team** (*District VII*)
 2000 Elizabeth Gower

Region/District Coach of the Year

- Coach of the Year** (*District VII*)
 1997 Pi'i Aiu

All-Region/District

- First Team** (*All-Central Region*)
 2006 Ashley Nu'u
 2005 Allie Griffin
 2004 Allie Griffin
 2003 Monique Gerlach
 2002 Monique Gerlach
 2001 Elizabeth Gower & Meghan Barkman
 2000 Elizabeth Gower
- Honorable Mention** (*All-Central Region*)
 2005 Ashley Nu'u
- First Team** (*All-District V*)
 1999 Kelly Campbell
 1998 Kelly Campbell
 1997 Sarah Lodge
 1995 Leah Williams
- First Team** (*All-Mideast Region*)
 1994 Karrie Downey
 1993 Karrie Downey & Nicole Vranesh
 1992 Nicole Vranesh
- Second Team** (*All-Mideast Region*)
 1994 Leah Williams
 1993 Janine Zumerchik



A two-time All-American and All-Region pick, Kelly Campbell holds the NCAA Division I record for assist average at 14.45 per game.

National Player of the Week

- Player of the Week** (*AVCA*)
 Nov. 13, 2006 Ashley Nu'u
 Nov. 8, 1999 Kelly Campbell
 Oct. 13, 1997 Sarah Lodge
- Player of the Week** (*CVU.com*)
 Oct. 18, 2005 Allie Griffin

RECORDS

CONFERENCE HONORS



Speciality Awards

- Pre-season Freshman of the Year (Big 12)**
2003 Ashley Nu'u
- Community Outreach Award (Big 12)**
2000-01 Kim Taskey
- Newcomer of the Year (Big 12)**
1996 Sarah Lodge
- Backcourt Specialist of the Year (Big Eight)**
1994 Shannon Parke
1991 Stephanie Chiang

Big 12 Good Works Team

- 2006 . . . Therese Viñal
2007 Alex Buth

Chick-Fil-A Community of Champions

- 2008 Alex Buth

All-Conference

First Team (All-Big 12)

- 2006 Ashley Nu'u
2005 Allie Griffin
2004 Allie Griffin
2003 Monique Gerlach
2002 Monique Gerlach
2001 Elizabeth Gower & Meghan Barkman
2000 Elizabeth Gower
1999 Kelly Campbell & Kristin Engelking
1998 Kelly Campbell & Tegan Lynch
1997 Kelly Campbell & Sarah Lodge
1996 Kelly Campbell & Rachel Wacholder

First Team (All-Big Eight)

- 1995 Leah Williams
1994 Karrie Downey & Leah Williams
1993 Karrie Downey & Nicole Vranesh
1992 Nicole Vranesh
1991 Nicole Vranesh, Wendy Van Wyhe
1990 Tiffany Jestadt
1989 Tina Murray, Lisa Soulliere
1988 Stephanie Salgado

Second Team (All-Big Eight)

- 1995 Rachel Wacholder
1994 Rachel Wacholder & Janine Zumerchik
1993 Staci Wolfe & Janine Zumerchik
1992 Michele Kohler & Janine Zumerchik
1991 Katie Zabransky
1990 Tina Murray
1988 Susan Magda, Tina Murray & Lisa Soulliere
1987 Lisa Soulliere

Honorable Mention (All-Big 12)

- 2006 Lauren Schaefer
2006 Amber Sutherland
2005 Ashley Nu'u
2004 Ashley Nu'u
2001 Monique Gerlach
2000 Meghan Barkman
1998 Sarah Lodge & Courtney Owens
1997 Alison Koepke

Honorable Mention (All-Big Eight)

- 1991 Karrie Downey
1988 Jennifer Sherlock
1987 Tina Murray

Receiving Votes (All-Big 12)

- 2000 Sonja Russell
1999 Sonja Russell

Academic All-Conference

First Team (Big 12)

- 2008 Alex Buth
2007 Alex Buth, Therese Viñal
2006 Alex Buth, Austin Zimmerman
2005 Alex Buth, Nicole Carr, Lynsey Mann, Therese Vinal
2004 Allison Barnes, Nicole Carr
2003 Allison Barnes, Nicole Carr, Monique Gerlach
2002 Allison Barnes, Sara Fredrickson, Monique Gerlach, Elizabeth Gower, Kim Taskey, Monica Vesanovic
2001 Meghan Barkman, Sara Fredrickson, Monique Gerlach, Elizabeth Gower, Sonja Russell, Kim Taskey, Sara Villwock
2000 Fredrickson, Gower, Taskey
1999 Kelly Campbell, Kristin Engelking
1998 Campbell, Engelking, Sarah Lodge, Tegan Lynch, Melissa Schutz
1997 Campbell, Lodge, Lynch, Schutz
1996 Campbell, Engelking, Alison Koepke, Schutz

Second Team (Big 12)

- 2008 Kaitlyn Burkett, Lauren Schaefer, Amber Sutherland, Ashley VenHorst
2007 Kaitlyn Burkett, Kristen Karlik, Lauren Schaefer
2003 Monica Vesanovic
2002 Meghan Barkman

First Team (Big Eight)

- 1995 Leah Williams
1994 Brenda Bauernfeind
1993 Shannon Parke
1992 Michele Kohler, Nicole Vranesh
1991 Vranesh, Wendy Van Wyhe, Katie Zabransky
1990 Tiffany Jestadt, Jennifer Sherlock, Van Wyhe
1988 Wendy Callahan, Sherlock

Second Team (Big Eight)

- 1995 Rachel Wacholder
1994 Karrie Downey
1992 Kelly Prahm
1990 Stephanie Salgado, Zabransky
1988 Darla DeRuiter, Lisa Soulliere

Honorable Mention (Big 12)

- 2001 Josee Roberge
2000 Barkman, Russell, Lisa Small
1999 Russell, Small
1997 Engelking, Koepke
1996 Lodge, Lynch

Conference Coach of the Year

- Coach of the Year (Big 12)** 1997 Pi'i Aiu
Coach of the Year (Big Eight) 1988, 1992 & 1993 Brad Saindon

Conference Player of the Week

Player of the Week (Big 12)

- 11/3/08 Callie Webster (Defensive)
10/8/07 Callie Webster (Defensive)
9/18/06 Amber Sutherland
11/13/06 Ashley Nu'u
10/31/05 Ashley Nu'u
11/24/03 Nicole Carr
9/16/02 Monique Gerlach
10/15/01; 10/8/01 Sara Villwock
11/15/99; 11/8/99; 10/11/98; 11/3/97 Kelly Campbell
12/1/97; 10/13/97 Sarah Lodge

Player of the Week (Big Eight)

- 9/15/95 Leah Williams
11/5/94 Karrie Downey
10/17/94 Rachel Wacholder
9/6/93 Nicole Vranesh
11/3/92 Janine Zumerchik
10/14/91 Wendy Van Wyhe
10/22/90 Tiffany Jestadt
9/19/89; 9/5/89 Tina Murray
11/9/88 Lisa Soulliere
10/31/88 Stephanie Salgado
9/19/88 Jennifer Sherlock

RECORDS



SCHOOL HONORS

RECORDS

Honor Rolls

Commissoner's Honor Roll (Big 12)

(Given each semester for a 3.0 GPA or higher)

Meghan Barkman	s00, f00, s01, f01, f02, s03
Allison Barnes	f01, s02, f02, s03, f03, s04
Shana Bowen	s00
Kaitlyn Burkett	f07, s08, f08, s09
Kathleen Bunce	f96, s97
Alex Buth	f04, s05, f05, s06, f05, s06, f06, s07, f07, s08, f08
Kelly Campbell	f96, s97, f97, s98, f98, s99, f99, s00
Nicole Carr	f02, s03, f03, s04, f04, s05, f05, s06
Dana Crary	f05, s06
Megan Cyr	f08, s09
Kristin Engelking	f96, s97, s98, f98, s99, f99, s00
Sara Fredrickson	s00, f00, s01, s02, f02, s03
Monique Gerlach	s01, f01, f02, s03, f03, s04
Mallori Gibson	f05
Elizabeth Gower	f99, s00, f00, s01, f01, s02
Allie Griffin	s04, s06
Cory Hayes	s99, s00
Drew Hays	s03
Kristen Karlik	s06, s07
Alison Koepke	f96, s97, s98
Sarah Lodge	f96, s97, s98, s99
Tegan Lynch	f96, s97, f97, s98, f98, s99
Lynsey Mann	s04, f04, s05, s06
Kelly Masumiya	s03, f03, f05
Krislen Morgado	s05, f05
Amber Nu'u	f05, s07
Courtney Owens	f98, s99
Alex Penewell	f08
Josee Roberge	f97, s00, f00, s01
Sylvie Roberge	s99, f00, s01
Sonja Russell	f00, s01, f01, s02, s03
Maragda Santillana	s02, s05
Christan Schaefer	f08, s09
Lauren Schaefer	f05, s07, f07, s09
Melissa Schutz	f96, s97, f97, s98, f98, s99
Emilee Sisco	s06
Lisa Small	s98, f98, s99, s00, f00, s01
Rosie Steinhau	f07, s08, f08, s09
Amber Sutherland	s07, f08
Kim Taskey	f99, s00, f00, s01, f01, s02, f02, s03
Ashley VenHorst	f05, s06, f08, s09
Monica Vesanovic	f00, f01, s02, f02, s03, f03, s04
Sara Villwock	f00, s01
Therese Viñal	f04, s05, f05, s06, f05, s06, f06, s07, f07, s08
Callie Webster	s09
Kirsten Wicks	f07, f08, s09
Austin Zimmerman	s05, f05, s06, f05, s06, f06, s07

Big Eight Honor Roll (Big Eight)

(Given each year for a 3.0 GPA or higher)

Brenda Bauernfeind	1994
Wendy Callahan	1987
Karrie Downey	1992 & 1994
Kacey Engel	1992 & 1993
Tiffany Jestadt	1988
Alison Koepke	1995
Michele Kohler	1989, 1990 & 1991
Susan Gillette	1986
Sarah Lodge	1995
Tegan Lynch	1995
Stacy Metro	1988
Shannon Parke	1991 & 1993
Kelly Prahm	1991 & 1992
Buffy Romero	1989
Stephanie Salgado	1988 & 1989
Melissa Schutz	1995
Jennifer Sherlock	1987, 1988 & 1989
Andrea Smith	1986 & 1987
Nicole Vranesh	1990
Wendy Van Wyhe	1988, 1989, 1990
Staci Wolfe	1991
Katie Zabransky	1990

4.0 Club Members

(Players who have achieved a 4.0 in a semester since 1995)

Fall 1998 & Spring 1999	Melissa Schutz
Fall 1999	Kelly Campbell
Fall 1999, Fall 2001, Fall 2002 & Spring 2003	Elizabeth Gower
Spring 2000 & Spring 2001	Kim Taskey
Spring 2002	Maragda Santillana

Miscellaneous CU Awards

CU Athlete of the Year

2003	Monique Gerlach
1996	Leah Williams
1995	Karrie Downey
1990	Tina Murray
1989	Lisa Soulliere

CU Career Athletic Achievement

2000	Kelly Campbell
------	----------------

CU Female Scholar-Athletes of the Year

(Highest GPA throughout career of all student-athletes)

1991	Wendy Van Wyhe
1989	Lisa Soulliere

McAllister Scholar Award

(Awarded to those who show leadership and skills for CU and the community)

2000-01	Meghan Barkman
2000-01	Kim Taskey

Clancy A. Herbest Student Achievement Award

(Awarded to those who overcome adversity to excel both on and off the court)

2000-01	Sonja Russell
---------	---------------

CU Weekly & Monthly Honors

Athlete of the Month

(Colorado Volleyball)

November, 2001; September, 2001	Monique Gelach
October, 2001	Sara Villwock

Athlete of the Week

(Colorado)

4 Time Winners

Lisa Soulliere

3 Time Winners

Alex Buth
 Kelly Campbell
 Karrie Downey
 Sarah Lodge
 Tina Murray
 Ashley Nu'u
 Nicole Vranesh
 Rachel Wacholder

2 Time Winners

Nicole Carr
 Alison Koepke
 Michele Kohler
 Tegan Lynch

1 Time Winners

Melissa Bollinger
 Monique Gerlach
 Mallori Gibson
 Allie Griffin
 Tiffany Jestadt
 Susan Magda
 Courtney Owens
 Stephanie Salgado
 Maragda Santillana
 Lauren Schaefer
 Melissa Schutz
 Emilee Sisco
 Amber Sutherland
 Kim Taskey
 Callie Webster
 Leah Williams
 Katie Zabransky
 Janine Zumerchik

Big 12 Post Graduate Scholarship

2003-04	Kim Taskey
---------	------------

BIG EIGHT CONFERENCE CHAMPS



The Buffs 1993 Big Eight Championship Team

Standing (L to R): Brenda Bauernfeind, Janine Zumerchik, Karrie Downey, Leah Williams, Tracy Seiler, Kacey Engel, Sitting (L to R): Heather Sweeney, Jennifer Anderson, Tori Martin, Staci Wolfe, Rachel Wacholder, Shannon Parke, Nicole Vranesh.



Karrie Downey, Rachel Wacholder and Leah Williams

1993 Big Eight Champions

The 1993 University of Colorado volleyball team had set very lofty goals. They wanted to win the Big Eight regular season championship, repeat as Big Eight Tournament Champions, win all of their home matches and reach the Final Four of the NCAA Tournament.

Well, three for four isn't bad, especially given what the Buffs were up against.

The Buffs finished the season 26-6, still their best-ever record, and breezed through Big Eight play with an 11-1 record, winning their first-ever conference championship. Not bad given the fact in the 17-year history of Big Eight volleyball, the Buffs became just the second team to win a conference title behind Nebraska.

Wanting to validate both what they did in the regular season and what they did in the 1992 Big Eight Tournament, the Buffs then repeated as conference tournament champions. Going back to the 1992 conference tournament, Nebraska had only lost six times to conference opponents in its history, and the Buffs had just beat them for the third time in four outings for the tournament title.

The Buffs advanced to the NCAA tournament for the fourth time, and although they didn't reach the coveted Final Four, they did win the program's first-ever NCAA Tournament match, a three-game win over Illinois.

Nicole Vranesh and Karrie Downey (first-team) and Janine Zumerchik (second-team) all garnered all-District honors in 1993 and they were joined on the all-Big Eight team by Staci Wolfe.

Vranesh would leave as the Big Eight's all-time leading setter and one of its best competitors as she missed just one game in her last three years. That's one game, not match.

CU's Big Eight Tourney Champs

THE 1992 BIG EIGHT TOURNAMENT

The Buffs in 1992 did what nobody thought possible. In a conference tournament dominated by Nebraska, the Buffs went in and showed the country what CU volleyball was quickly becoming.

The Buffs finished 10-2 in the Big Eight regular season, losing to the Cornhuskers twice, and after beating Iowa State 15-9, 15-6, 15-6 in the first round, the showdown was on. The Buffs went in the match 0-15 lifetime against the Huskers and, in fact, they had lost only six matches in their history to a conference team.

It was a hard-fought 16-14, 15-11, 9-15, 15-8 win for the Buffs, who were paced by senior Michele Kohler (23 kills, 17 digs) and sophomore Karrie Downey (22 kills, 18 digs). Lots of other young Buffs had impressive matches, as well, with sophomores Staci Wolfe (15 kills, 21 digs) and Janine Zumerchik (13 kills, three blocks) and junior Nicole Vranesh (67 assists, 16 digs) doing most of the damage.

THE 1993 BIG EIGHT TOURNAMENT

After winning their first-ever Conference Championship in 1993, the Buffs came back and extended their conference tournament winning streak to four matches, as they proved they were, indeed, the best team in the Big Eight in 1993.

They finished the regular season 11-1, and after yet another first round defeat of Iowa State, this time 7-15, 15-8, 15-10, 15-7, the Buffs came back and had to go through the feared Huskers for their second straight tournament victory.

The match was close throughout, as the 7-15, 15-10, 9-15, 15-13, 15-11 score was a good indicator of this close match. Junior Karrie Downey led the attack with 25 kills and 27 digs, while sophomore Leah Williams had 14 kills and hit .345. Staci Wolfe finished off a solid tournament with 11 kills as did Janine Zumerchik. Freshman Rachel Wacholder chipped in 10 kills and 14 digs and senior Nicole Vranesh had 59 assists and 17 digs.

RECORDS



NCAA HISTORY

Breakdown

Appearances15
Consecutive11 (1991-01)
Record8-15
Home5-0
Neutral3-3
Away0-12
First Round5-8
Times Had First Round Bye2
Second Round3-4
Sweet 160-3
Three Game Matches4-8
In Four Games3-3
In Five Games1-4

1989

1st Round • Dec. 2
Minnesota @ Minneapolis, Minn.

L 0-3 11-15, 14-16, 11-15

1991

1st Round • Dec. 7
Penn State @ University Park, Pa.

L 2-3 15-8, 15-10, 11-15, 6-15, 11-15

1992

1st Round • Dec. 3
Nebraska @ Lincoln, Neb.

L 1-3 11-15, 8-15, 15-8, 17-19

1993

2nd Round • Dec. 5
Illinois @ Boulder, Colo.

W 3-0 15-7, 15-5, 15-10

Sweet 16 • Dec. 9
Penn State @ Minneapolis, Minn.

L 2-3 15-9, 14-16, 18-16, 8-15, 7-15

1994

2nd Round • Dec. 4
Northern Iowa @ Boulder, Colo.

W 3-1 14-16, 15-13, 15-9, 15-12

Sweet 16 • Dec. 9
Nebraska @ Lincoln, Neb.

L 0-3 11-15, 7-15, 5-15

1995

1st Round • Dec. 5
Northern Iowa @ Cedar Falls, Iowa

L 0-3 11-15, 14-16, 11-15

1996

1st Round • Dec. 4
Oral Roberts @ Boulder, Colo.

W 3-1 15-9, 13-15, 15-7, 15-12

2nd Round • Dec. 8
Stanford @ Stanford, Calif.

L 0-3 12-15, 11-15, 12-15

1997

1st Round • Dec. 6
Tennessee Tech @ Boulder, Colo.

W 3-0 15-4, 15-3, 15-7

2nd Round • Dec. 7
Oral Roberts @ Boulder, Colo.

W 3-2 13-15, 15-10, 14-16, 15-6, 15-12

Sweet 16 • Dec. 12
Stanford @ Stanford, Calif.

L 0-3 7-15, 3-15, 1-15

1998

1st Round • Dec. 4
San Jose State @ Champaign, Ill.

W 3-0 15-12, 15-9, 15-9

2nd Round • Dec. 5
Illinois @ Champaign, Ill.

L 0-3 12-15, 11-15, 14-16

1999

1st Round • Dec. 4
Utah @ Honolulu, Hawai'i

L 0-3 10-15, 6-15, 15-17

2000

1st Round • Dec. 1
Georgia Tech @ Fort Collins, Colo.

W 3-1 11-15, 15-5, 16-14, 15-10

2nd Round • Dec. 2
Colorado State @ Fort Collins, Colo.

L 2-3 11-15, 15-10, 15-10, 6-15, 10-15

2001

1st Round • Nov. 30
American @ Fort Collins, Colo.

W 3-0 30-25, 30-22, 30-22

2nd Round • Dec. 1
Colorado State @ Fort Collins, Colo.

L 2-3 30-28, 17-30, 21-30, 33-31, 14-16

2003

1st Round • Dec. 5
Michigan @ Berkeley, Calif.

L 0-3 22-30, 22-30, 11-30

2004

1st Round • Dec. 2
Hawai'i @ Fort Collins, Colo.

L 1-3 30-24, 22-30, 20-30, 24-30

2005

1st Round • Dec. 2
Colorado State @ Fort Collins, Colo.

L 1-3 30-26, 24-30, 19-30, 27-30


2006

1st Round • Nov. 30
New Mexico State @ Boulder, Colo.

W 3-0 30-24, 30-20, 34-32

2nd Round • Dec. 1
Washington @ Boulder, Colo.

L 1-3 15-30, 30-22, 26-30, 24-30



The Buffs have made a habit out of playing in the NCAA Tournament. They have been invited to the tournament 16 out of the last 19 years. The Buffs have also hosted a tournament five times and advanced to the Sweet 16 three times.

Above, all-region selection Elizabeth Gower runs the offense in the first round of the 2000 NCAA Tournament against Georgia Tech.

RECORDS

INDIVIDUAL RECORDS



SERVICE

Most Seasons Played

Career	29 Players Tied With	4
	First: Three Players From 1987-90	
	Last: Lara Bossow, Ashley Nu'u; 2003-06	

Most Matches Played

Career	Michele Kohler, 1989-92	133
Conf. Car.	Kelly Campbell, 1996-99	80
	Nicole Carr, 2002-05	80
	Ashley Nu'u, 2003-06	78
	Three Players Tied With, 1995-98	72
	Lara Bossow, 2003-06	65
	Rachel Wacholder, 1993-96	56
	Allie Griffin, 2002-05	48
	Three Players Tied With, before 1995	48

(All Individuals who played in every possible conference match)

Season	Thirteen Players Tied With	35
	First: Six Players In 1988	
	Last: Five Players In 1991	

Highest Percentage, Matches Played

Career	Seven Players Tied With	1.000
	First: Lisa Soulliere (97/97), 1987-89	
	Last: Nicole Carr (117/117), 2002-06	

Most Consecutive Matches Played

Career	Tina Murray, 9/2/87 - 11/30/90	132
--------	--------------------------------	-----

Most Matches Started

Career	Tina Murray, 1987-90	129
Season	Seven Players Tied With	35
	First: Three Players In 1988	
	Last: Four Players In 1991	

Highest Percentage, Matches Started

Career	Kelly Campbell (120/120), 1996-99	1.000
	Elizabeth Gower (119/119), 1999-02	1.000

Most Consecutive Matches Started

Career	Kelly Campbell, 8/30/96 - 12/2/99	120
--------	-----------------------------------	-----

Most Games Played

Career	Tina Murray, 1987-90	460
Conf. Car.	Kelly Campbell, 1996-99	292
Season	Nicole Vranesh, 1991	126
Conf. Sea.	Four Tied With In 2005	82

Highest Percentage, Games Played

Career	Kelly Campbell (120/120), 1996-99	1.000
Season	32 Players Tied With	1.000
	First: Four Players in 1986 (79/79)	
	Last: Three Players in 2005 (110/110)	

Most Consecutive Games Played

Career	Elizabeth Gower, 1999-02	432
--------	--------------------------	-----

POINTS

Most Points Responsible For

Career	Karrie Downey, 1991-94	2,099.0
Season	Karrie Downey, 1993	584.5
3-Game	Sonja Russell vs. A&M, 11/1/00	26.5
	Amber Sutherland vs. TTU, 10/21/06	26.5
4-Game	Karrie Downey vs. KU, 11/15/91	35.0
5-Game	Sarah Lodge @ OU, 11/2/96	41.0

PLUS-MINUS

Highest Plus-Minus

Career	Monique Gerlach, 2000-03	1,069.5
Season	Lisa Soulliere, 1989	329.5

KILLS

Career	Karrie Downey, 1991-94	1,790
Conf. Car.	Sarah Lodge, 1995-98	1,010
LS, Car.	Karrie Downey, 1991-94	1,790
RS, Car.	Allie Griffin, 2002-06	1,283
MB, Car.	Monique Gerlach, 2000-03	1,427
S, Car.	Elizabeth Gower, 1999-01	625
Season	Sarah Lodge, 1997	528
Conf. Sea.	Allie Griffin, 2005	361
Fr., Sea.	Karrie Downey, 1991	440
So., Sea.	Sonja Russell, 1999	427
Jr., Sea.	Sarah Lodge, 1997	528
Sr., Sea.	Allie Griffin, 2005	486
LS, Sea.	Sarah Lodge, 1997	528
RS, Sea.	Allie Griffin, 2005	486
MB, Sea.	Monique Gerlach, 2002	419
S, Sea.	Elizabeth Gower, 2001	214
3-Game	Rachel Wacholder vs. BU, 11/22/96	24
	Sarah Lodge vs. ND, 9/6/98	24
	Sonja Russell vs. A&M, 11/1/00	24
	Amber Sutherland vs. TTU, 10/21/06	24
4-Game	Staci Wolfe vs. A&M, 9/18/94	31
5-Game	Sarah Lodge vs. UT, 11/28/97	40
Fr., Mtch.	Karrie Downey vs. PSU, 12/7/91	34
So., Mtch.	Sarah Lodge @ OU, 11/2/96	36
Jr., Mtch.	Sarah Lodge vs. UT, 11/28/97	40
Sr., Mtch.	Rachel Wacholder @ OU, 11/2/96	32
LS, Mtch.	Sarah Lodge vs. UT, 11/28/97	40
RS, Mtch.	Allie Griffin vs. KSU 10/12/05	29
MB, Mtch.	Kristin Engelking vs. BU, 9/11/99	28
S, Mtch.	Kelly Campbell @ KSU, 11/27/98	18

HIGHEST AVERAGE, KILLS PER GAME

Career	Karrie Downey, 1991-94	4.11
Conf. Car.	Karrie Downey, 1991-94	4.09
LS, Car.	Karrie Downey, 1991-94	4.11
RS, Car.	Allie Griffin, 2002-06	3.72
MB, Car.	Monique Gerlach, 2000-02	3.55
S, Car.	Elizabeth Gower, 1999-01	1.94
Season	Sarah Lodge, 1997	4.80
Conf. Sea.	Sarah Lodge, 1997	5.20
Fr., Sea.	Karrie Downey, 1991	3.86
So., Sea.	Sarah Lodge, 1996	4.43
Jr., Sea.	Sarah Lodge, 1997	4.80
Sr., Sea.	Allie Griffin, 2005	4.58
LS, Sea.	Sarah Lodge, 1997	4.80
RS, Sea.	Allie Griffin, 2005	4.58
MB, Sea.	Monique Gerlach, 2002	3.77
S, Sea.	Elizabeth Gower, 2001	1.96

Most Matches With ## Kills

10, Car.	Karrie Downey, 1991-94	101
10, Sea.	Karrie Downey, 1993	28
10, Cons.	Allie Griffin, 11/7/04 - 11/19/05	28
15, Cons.	Rachel Wacholder, 9/30/95 - 10/18/95	6
	Courtney Owens, 10/9/98 - 10/24/98	6
	Sonja Russell, 10/18/00 - 11/8/00	6
	Allie Griffin, 9/9/05-9/24/06	6
	Allie Griffin, 10/1/05-10/22/05	6
	Amber Sutherland, 10/18/06-11/4/06	6
20, Car.	Karrie Downey, 1991-94	21
20, Sea.	Karrie Downey, 1994	9
	Rachel Wacholder, 1995	9
30, Car.	Sarah Lodge, 1995-98	3
30, Sea.	Sarah Lodge, 1997	2
40, Car.	Sarah Lodge, 1995-98	1

Most Matches, Led Buffs In Kills

Career	Karrie Downey, 1991-94	70
Season	Susan Magda, 1988	21

Most Seasons, Led Buffs In Kills

Career	Karrie Downey, 1991-94	4
--------	------------------------	---

Most Kills, Duo

Career	K. Downey & J. Zumerchik, 1991-94	2,843
Season	K. Downey & St. Wolfe, 1993	928
Match	Lodge (36) & Wacholder (32) vs. OU, 11/2/96	68

Most Kills, Trio

Career	Downey, Zumerchik & St. Wolfe, 1991-94	3,848
Season	Downey, Zumerchik & St. Wolfe, 1993	1,310

Most Kills, Quartet


Career	Lodge, Lynch, Owens & Schutz, 1995-98	4,193
Season	Downey, Zumerchik, St. Wolfe & Williams, 1993	1,537

Most Seasons, ### Kills

300	Karrie Downey, 1991-94	4
400	Karrie Downey, 1991, 1993-94	3
500	Karrie Downey, 1993	1
	Sarah Lodge, 1997	1

Most Seasons, ##.# Kills Per Game

2.5	Karrie Downey, 1991-94	4
	Sarah Lodge, 1995-98	4
	Monique Gerlach, 2000-03	4
4.0	Karrie Downey, 1993-94	2
	Rachel Wacholder, 1995-96	2
	Sarah Lodge, 1996-97	2



Michele Kohler is CU's all-time leader in matches played with 133.

RECORDS



INDIVIDUAL RECORDS

DIGS

Career	Karrie Downey, 1991-94	1,540
Conf. Car.	Sonja Russell, 1998-01	914
LS, Car.	Karrie Downey, 1991-94	1,540
RS, Car.	Tegan Lynch, 1995-98	1,216
MB, Car.	Leah Williams, 1992-95	821
S, Car.	Nicole Vranesh, 1990-93	1,248
Season	Tina Murray, 1989	490
Conf. Sea.	Callie Webster, 2007	352
Fr., Sea.	Karrie Downey, 1991	371
So., Sea.	Michele Kohler, 1990	416
Jr., Sea.	Callie Webster	466
Sr., Sea.	Tina Murray, 1990	490
LS, Sea.	Tina Murray, 1990	490
RS, Sea.	Tegan Lynch, 1998	378
MB, Sea.	Leah Williams, 1994	282
S, Sea.	Nicole Vranesh, 1993	358
3-Game	Tina Murray vs. SJSU, 9/8/89	24
4-Game	Karrie Downey @ ISU, 11/5/94	41
5-Game	Rachel Wacholder vs. Ga. Tech, 9/3/95	34
Fr., Mtch.	Michele Kohler vs. UT, 9/3/89	28
	Staci Wolfe @ Port., 8/30/91	28
	Staci Wolfe vs. KU, 11/15/91	28
	Elizabeth Gower vs. UT, 11/20/99	28
So., Mtch.	Michele Kohler vs. UT, 9/3/89	34
Jr., Mtch.	Rachel Wacholder vs. ISU, 11/24/95	40
Sr., Mtch.	Karrie Downey @ ISU, 11/5/94	41
LS, Mtch.	Karrie Downey @ ISU, 11/5/94	41
RS, Mtch.	Tegan Lynch vs. UT, 10/17/98	29
MB, Mtch.	Janine Zumerchik @ CSU, 10/5/93	26
S, Mtch.	Jennifer Sherlock vs. Wyo., 9/22/90	31

Highest Average, Digs Per Game

Career	Karrie Downey, 1991-94	3.53
Conf. Car.	Sonja Russell, 1998-01	3.43
LS, Car.	Karrie Downey, 1991-94	3.53
RS, Car.	Tegan Lynch, 1995-98	2.99
MB, Car.	Leah Williams, 1992-95	2.34
S, Car.	Kelly Campbell, 1996-99	2.89
Season	Karrie Downey, 1994	4.39
Conf. Sea.	Callie Webster, 2007	4.35
Fr., Sea.	Karrie Downey, 1991	3.25
So., Sea.	Michele Kohler, 1990	3.56
Jr., Sea.	Callie Webster, 2007	4.28
Sr., Sea.	Karrie Downey, 1994	4.39
LS, Sea.	Karrie Downey, 1994	4.39
RS, Sea.	Tegan Lynch, 1998	3.53
MB, Sea.	Leah Williams, 1994	2.76
S, Sea.	Nicole Vranesh, 1993	3.14

Most Times, Led Buffs In Digs

Career	Tina Murray, 1987-90	71
Season	Tina Murray, 1988	23

Most Matches With ## Digs

10, Car.	Michele Kohler, 1989-92	78
	Karrie Downey, 1991-94	78
10, Sea.	Callie Webster, 2007	26
10, Cons.	Callie Webster, 8/24/07-10/24/07	20
20, Car.	Karrie Downey, 1991-94	17
25, Car.	Karrie Downey, 1991-94	9
30, Car.	Rachel Wacholder, 1993-96	3
40, Car.	Karrie Downey, 1991-94	1

Most Seasons, Led Buffs In Digs

Career	Tina Murray, 1987-90	4
--------	----------------------	---

Most Seasons, ## Digs

400	Karrie Downey, 1993-94	2
300	Michele Kohler, 1989-92	4
	Karrie Downey, 1991-94	4

ASSISTS

Most Assists		
Career	Kelly Campbell, 1996-99	6,228
Conf. Car.	Kelly Campbell, 1996-99	4,341
S, Car.	Kelly Campbell, 1996-99	6,228
RS, Car.	Tegan Lynch, 1995-98	303
LS, Car.	Sonja Russell, 1998-01	205
MB, Car.	Monique Gerlach, 2000-03	95
Season	Nicole Vranesh, 1991	1,712
Conf. Sea.	Kelly Campbell, 1998	1,132
Fr., Sea.	Kelly Campbell, 1996	1,519
So., Sea.	Nicole Vranesh, 1991	1,712
Jr., Sea.	Kelly Campbell, 1997	1,572
Sr., Sea.	Kelly Campbell, 1999	1,555
S, Sea.	Nicole Vranesh, 1991	1,712
LS, Sea.	Sonja Russell, 2001	82
RS, Sea.	Tegan Lynch, 1998	137
MB, Sea.	Allie Griffin, 2003	61
3-Game	Kelly Campbell vs. OU, 10/31/97	75
	Kelly Campbell vs. TTU, 10/6/99	75
4-Game	Nicole Vranesh @ CSU, 10/5/93	78
5-Game	Kelly Campbell vs. TTU, 11/17/99	93
Fr., Mtch.	Kelly Campbell @ OU, 11/2/96	86
So., Mtch.	Kelly Campbell vs. UT, 11/28/97	88
Jr., Mtch.	Kelly Campbell vs. UT, 10/18/98	84
Sr., Mtch.	Kelly Campbell @ TTU, 11/13/99	93
S, Mtch.	Kelly Campbell @ TTU, 11/13/99	93
RS, Mtch.	Tegan Lynch vs. TTU, 11/13/98	10
LS, Mtch.	Kim Tasker @ BYU, 9/6/01	9
MB, Mtch.	Five Times	5

Highest Average, Assists Per Game

Career	Kelly Campbell, 1996-99	14.45
Conf. Car.	Kelly Campbell, 1996-99	14.87
S, Car.	Kelly Campbell, 1996-99	14.45
Season	Kelly Campbell, 1996	14.75
Fr., Sea.	Kelly Campbell, 1996	14.75
So., Sea.	Kelly Campbell, 1997	14.25
Jr., Sea.	Kelly Campbell, 1998	14.69
Sr., Sea.	Kelly Campbell, 1999	14.14
S, Sea.	Kelly Campbell, 1996	14.75

Most Seasons, Led Buffs In Assists

Career	Jennifer Sherlock, 1987-90	4
	Kelly Campbell, 1996-99	4
	Elizabeth Gower, 1999-02	4

Most Times, Led Buffs In Assists

Career	Kelly Campbell, 1996-99	120
Season	Jennifer Sherlock, 1988	35

Most Matches, ## Assists

50, Car.	Kelly Campbell, 1996-99	58
50, Sea.	Nicole Vranesh, 1991	18
70, Car.	Kelly Campbell, 1996-99	18
70, Sea.	Kelly Campbell, 1997	7

Most Seasons, ## Assists

1,000	Kelly Campbell, 1996-99	4
1,500	Kelly Campbell, 1996-99	4

SERVICE ACES

Most Service Aces		
Career	Staci Wolfe, 1991-94	174
Conf. Car.	Rachel Wacholder, 1993-96	63
LS, Car.	Staci Wolfe, 1991-94	174
RS, Car.	Stephanie Salgado, 1987-90	129
S, Car.	Elizabeth Gower, 1999-02	94
MB, Car.	Monique Gerlach, 2000-03	99
Season	Jennifer Sherlock, 1988	65
Conf. Sea.	Jennifer Sherlock, 1988	28
Fr., Sea.	Staci Wolfe, 1991	59
So., Sea.	Jennifer Sherlock, 1988	65
Jr., Sea.	Staci Wolfe, 1993	60
Sr., Sea.	Michele Kohler, 1992	44

LS, Sea.	Staci Wolfe, 1993	60
	Staci Wolfe, 1991	60
RS, Sea.	Stephanie Salgado, 1988	55
S, Sea.	Jennifer Sherlock, 1988	65
MB, Sea.	Lisa Soulliere, 1989	38
	Heather Sweeney, 1992	38
3-Game	Staci Wolfe vs. Mont., 8/30/91	10
4-Game	Jennifer Sherlock @ KSU, 10/16/87	6
5-Game	Jennifer Sherlock @ SD, 11/12/87	8
Fr., Mtch.	Staci Wolfe vs. Mon., 8/30/91	10
So., Mtch.	Six Tied At	5
	First: Stephanie Salgado vs. USF, 11/19/88	5
	Last: Sarah Lodge @ OU, 11/2/96	5
Jr., Mtch.	Michele Kohler @ CSU, 9/18/91	7
Sr., Mtch.	Michele Kohler @ Ohio St., 9/11/92	6

Highest Average, Service Aces Per Game

Career	Staci Wolfe, 1991-94	0.48
Conf. Car.	Rachel Wacholder, 1993-96	0.35
Season	Staci Wolfe, 1993	0.54
Conf. Sea.	Jennifer Sherlock, 1988	0.65
Fr., Sea.	Staci Wolfe, 1991	0.49
So., Sea.	Jennifer Sherlock, 1988	0.53
Jr., Sea.	Staci Wolfe, 1993	0.54
Sr., Sea.	Michele Kohler, 1992	0.41

Most Seasons, Led Buffs In Aces


Career	Staci Wolfe, 1991-93	3
	Rachel Wacholder, 1994-96	3

Most Matches, ## Aces

3	Staci Wolfe, 1991-94	28
5	Rachel Wacholder, 1993-96	4

Most Seasons, ## Aces

30	Michele Kohler, 1989-92	4
	Karrie Downey, 1991-94	4
40	Staci Wolfe, 1991-93	3



Staci Wolfe is the only CU player to record 10 service aces in one match.

RECORDS

INDIVIDUAL RECORDS



ATTACKS

Most Attacks

Career	Karrie Downey, 1991-94	4,665
Conf. Car.	Sarah Lodge, 1995-98	2,608
LS, Car.	Karrie Downey, 1991-94	4,665
RS, Car.	Tegan Lynch, 1995-98	2,668
MB, Car.	Monique Gerlach, 2000-03	3,012
S, Car.	Elizabeth Gower, 1999-02	2,085
Season	Staci Wolfe, 1993	1,403
Conf. Sea.	Amber Sutherland, 2006	898
Fr., Sea.	Karrie Downey, 1991	1,108
So., Sea.	Rachel Wacholder, 1994	1,206
Jr., Sea.	Staci Wolfe, 1993	1,403
Sr., Sea.	Karrie Downey, 1994	1,276
LS, Sea.	Staci Wolfe, 1993	1,403
RS, Sea.	Allie Griffin, 2005	1,016
MB, Sea.	Monique Gerlach, 2002	879
S, Sea.	Elizabeth Gower, 2001	523
3-Game	Rachel Wacholder vs. CSU, 10/19/94	61
4-Game	Rachel Wacholder vs. ISU (n), 11/24/95	106
5-Game	Karrie Downey vs. PSU (n), 12/9/93	85
Fr., Mtch.	Sarah Lodge vs. ISU (n), 11/24/95	75
So., Mtch.	Rachel Wacholder vs. ISU (n), 11/25/94	80
	Sarah Lodge @ OU, 11/2/96	80
Jr., Mtch.	Rachel Wacholder vs. ISU (n), 11/24/95	106
Sr., Mtch.	Courtney Ownes @ KSU, 11/27/98	81
LS, Mtch.	Rachel Wacholder vs. ISU (n), 11/24/96	106
RS, Mtch.	Tegan Lynch @ ISU, 10/14/95	60
MB, Mtch.	Allie Griffin, 9/24/03 @ TAMU	57
S, Mtch.	Elizabeth Gower @ KSU, 11/10/01	33

Highest Average, Attacks Per Game

Career	Karrie Downey, 1991-94	10.70
Conf. Car.	Rachel Wacholder, 1993-96	10.88
LS, Car.	Karrie Downey, 1991-94	10.70
RS, Car.	Allie Griffin, 2002-06	8.30
MB, Car.	Monique Gerlach, 2000-01	7.49
S, Car.	Elizabeth Gower, 1999-01	5.12
Season	Rachel Wacholder, 1995	12.84
Conf. Sea.	Rachel Wacholder, 1995	12.89
Fr., Sea.	Karrie Downey, 1991	9.72
So., Sea.	Rachel Wacholder, 1994	11.60
Jr., Sea.	Rachel Wacholder, 1995	12.84
Sr., Sea.	Karrie Downey, 1994	12.39
LS, Sea.	Rachel Wacholder, 1995	12.84
RS, Sea.	Allie Griffin, 2005	9.58
MB, Sea.	Monique Gerlach, 2002	7.92
S, Sea.	Elizabeth Gower, 2000	4.63

Most Seasons, Led Buffs In Attacks

Career	Tina Murray, 1987, 1989-90	3
	Sonja Russell, 1999-01	3

Most Matches, Led Buffs In Attacks

Career	Karrie Downey, 1991-94	10.70
--------	------------------------	-------

Most Matches, ## Attacks

50	Rachel Wacholder, 1993-96	31
70	Rachel Wacholder, 1993-96	9
80	Rachel Wacholder, 1993-96	2
100	Rachel Wacholder, 1993-96	1

Most Seasons, ## Attacks

1,000	Karrie Downey, 1991-94	4
-------	------------------------	---

TOTAL BLOCKS

Most Total Blocks

Career	Meghan Barkman, 1999-02	564
Conf. Car.	Meghan Barkman, 1999-02	394
MB, Car.	Meghan Barkman, 1999-02	564
RS, Car.	Allie Griffin, 2002-05	266
LS, Car.	Karrie Downey, 1991-94	231
S, Car.	Elizabeth Gower, 1999-02	278
Season	Leah Williams, 1995	177
Conf. Sea.	Meghan Barkman, 2000	111
Fr., Sea.	Meghan Barkman, 1999	134
So., Sea.	Meghan Barkman, 2000	165

Jr., Sea.	Meghan Barkman, 2001	151
Sr., Sea.	Leah Williams, 1995	177
MB, Sea.	Leah Williams, 1995	177
LS, Sea.	Amber Sutherland, 2006	69
RS, Sea.	Allie Griffin, 2004	91
S, Sea.	Elizabeth Gower, 2000	91
3-Game	Lara Bossow vs. KSU 9/15/04	11
	Kathleen Bunce vs. AFA, 9/19/96	11
4-Game	Lisa Soulliere vs. NAU, 9/2/88	12
	Lisa Soulliere vs. Tenn., 10/29/88	12
	Meghan Barkman @ TTU, 11/3/01	12
5-Game	Lisa Soulliere @ UT, 11/17/89	15
Fr., Mtch.	Schylur Edelman vs. KSU, 9/22/07	12
So., Mtch.	Lara Bossow vs. KSU 9/15/04	11
	Alison Koepeke @ ISU, 10/14/95	11
	Meghan Barkman @ KU, 9/13/00	11
Jr., Mtch.	Lisa Soulliere vs. NAU, 9/2/88	12
	Lisa Soulliere vs. Tenn., 10/29/88	12
	Meghan Barkman @ TTU, 11/3/01	12
	Lauren Schaefer vs. ISU, 10/17/08	12
Sr., Mtch.	Lisa Soulliere at UT, 11/17/89	15
MB, Mtch.	Lisa Soulliere at UT, 11/17/89	15
LS, Mtch.	Sarah Lodge vs. OU, 10/11/95	9
	Sarah Lodge @ ISU, 10/14/95	9
RS, Mtch.	Josee Roberge @ TTU, 11/3/01	10
S, Mtch.	Jennifer Sherlock @ OU, 9/29/88	8
	Nicole Vranesh vs. Hou. (n), 11/30/90	8

Highest Average, Blocks Per Game

Career	Meghan Barkman, 1999-01	1.43
Conf. Car.	Meghan Barkman, 1999-01	1.44
MB, Car.	Meghan Barkman, 1999-01	1.43
RS, Car.	Allie Griffin, 2002-05	.77
	Josee Roberge, 1998-01	.77
LS, Car.	Maragda Santillana, 2002-04	.64
S, Car.	Elizabeth Gower, 1999-01	.68
Season	Leah Williams, 1995	1.65
Conf. Sea.	Meghan Barkman, 2000	1.63
Fr., Sea.	Meghan Barkman, 1999	1.30
So., Sea.	Meghan Barkman, 2000	1.57
Jr., Sea.	Meghan Barkman, 2001	1.41
Sr. Sea.	Leah Williams, 1995	1.65
MB, Sea.	Leah Williams, 1995	1.65
RS, Sea.	Allie Griffin, 2004	.92
LS, Sea.	Wendy Callahan, 1988	.64
S, Sea.	Elizabeth Gower, 2000	.86

Most Matches, ## Blocks

5, Car.	Meghan Barkman, 1999-01	47
10, Car.	Alison Koepeke, 1994-97	9

Most Seasons, 100 Blocks

Career	Lisa Soulliere, 1987-89	3
	Meghan Barkman, 1999-01	3

Most Seasons Leading Buffs In Blocks

Career	Lisa Soulliere, 1987-89	3
	Leah Williams, 1993-96	3
	Meghan Barkman, 1999-01	3

SOLO BLOCKS

Most Solo Blocks

Career	Lisa Soulliere, 1987-89	174
Conf. Car.	Lisa Soulliere, 1987-89	70
Season	Wendy Van Wyhe, 1990	71
Conf. Sea.	Wendy Van Wyhe, 1990	35
Match	Lisa Soulliere vs. NAU, 9/2/88	10

BLOCK ASSISTS

Most Block Assists

Career	Meghan Barkman, 1999-02	495
Conf. Car.	Meghan Barkman, 1999-02	345
Season	Leah Williams, 1995	148
Conf. Sea.	Meghan Barkman, 2000	96
	Meghan Barkman, 2001	96
Match	Alison Koepeke vs. ORU, 12/7/97	13

ATTACK PERCENTAGE

Highest Attack Percentage

Career	Kelly Campbell, 1996-99	.329
Conf. Car.	Katie Zabransky, 1990-91	.352
MB, Car.	Monique Gerlach, 2000-03	.328
RS, Car.	Allie Griffin, 2002-05	.254
S, Car.	Kelly Campbell, 1996-99	.329
LS, Car.	Rachel Wacholder, 1993-96	.218
Season	Kelly Campbell, 1998	.406
Conf. Sea.	Wendy Van Wyhe, 1991	.407
Fr., Sea.	Monique Gerlach, 2000	.313
So., Sea.	Monique Gerlach, 2001	.344
Jr., Sea.	Kelly Campbell, 1998	.403
Sr., Sea.	Kristin Engelking, 1999	.354
MB, Sea.	Lara Bossow, 2005	.369
RS, Sea.	Allie Griffin, 2005	.290
LS, Sea.	Wendy Callahan, 1988	.304
S, Sea.	Kelly Campbell, 1998	.403
3-Game	Shana Bowen @ ISU, 10/30/98	.889
4-Game	Darla DeRuiter vs. Tenn., 10/29/88	.714
	Lisa Soulliere vs. KU, 10/7/89	.714
5-Game	Sylvie Roberge @ KSU, 11/3/99	.733
Fr., Mtch.	Katie Zabransky vs. KU, 10/20/90	.727
	Heather Sweeney vs. W.Kent., 9/16/92	.727
So., Mtch.	Jennifer Sherlock vs. St. Mary's, 11/18/88	.778
	Nicole Vranesh vs. N'western, 9/6/91	.778
Jr., Mtch.	Shana Bowen @ ISU, 10/30/98	.889
Sr., Mtch.	Lisa Soulliere vs. KSU, 10/13/89	.727
MB, Mtch.	Shana Bowen @ ISU, 10/30/98	.889
RS, Mtch.	Tiffany Jestadt vs. KSU, 10/19/90	.727
LS, Mtch.	Sara Villwock vs. ISU, 10/15/01	.682
S, Mtch.	Jennifer Sherlock vs. St. Mary's, 11/18/88	.778
	Nicole Vranesh vs. N'western, 9/6/91	.778

Most Seasons Leading Team


Career	Lisa Soulliere, 1987 & 1989	2
	Wendy Van Wyhe, 1990-91	2
	Janine Zumerchik, 1992-93	2
	Leah Williams, 1994-95	2
	Monique Gerlach, 2000-03	2

Most Attacks, All Kills

Match	Ashley Nu'u vs. KSU, 9/15/04	7
	Leah Williams vs. ISU, 10/8/94	7

Most Attacks, No Errors

Match	Rachel Wacholder vs. AFA, 9/19/96	33
	Kristin Engelking @ KU, 11/27/99	33



Ashley Nu'u tied Leah Williams' school record for most attacks, no errors and all kills (7) in 2004.

RECORDS



CAREER LEADERS

KILLS

1. Karrie Downey, 1991-94	1,790
2. Sarah Lodge, 1995-98	1,581
3. Rachel Wacholder, 1993-96	1,484
4. Monique Gerlach, 2000-03	1,427
5. Tina Murray, 1987-90	1,358
6. Allie Griffin, 2002-05	1,283
7. Sonja Russell, 1998-01	1,237
8. Michele Kohler, 1989-92	1,225
9. Meghan Barkman, 1999-02	1,220
10. Amber Sutherland, 2004-08	1,142
11. Janine Zumerchik, 1991-94	1,053
12. Tegan Lynch, 1995-98	1,024
13. Staci Wolfe, 1991-94	1,005
14. Nicole Carr, 2002-05	991
15. Kristen Engelking, 1996-99	924
16. Alex Buth, 2005-08	865
17. Stephanie Salgado, 1987-90	840
18. Leah Williams, 1992-95	832
19. Elizabeth Gower, 1999-02	801
20. Melissa Schutz, 1995-98	797
21. Courtney Owens, 1995-98	791
22. Wendy Van Wyhe, 1989-91	790
23. Maragda Santillana, 2002-04	786
Lauren Schaefer, 2005-08	786
25. Lisa Soulliere, 1987-89	742
26. Tiffany Jestadt, 1989-91	713
27. Alison Koepke, 1994-97	702
28. Mallori Gibson, 2005-07	679
29. Kim Taskey, 1999-02	658
30. Susan Magda, 1987-88	616
31. Kelly Campbell, 1996-99	596
32. Lara Bossow, 2003-06	574
33. Ashley Nu'u, 2003-06	541
34. Shana Bowen, 1996-99	532
35. Katie Zabransky, 1990-91	510
36. Sara Villwock, 2000-01	503

ATAKKS

1. Karrie Downey, 1991-94	4,665
2. Rachel Wacholder, 1993-96	4,330
3. Tina Murray, 1987-90	4,111
4. Sarah Lodge, 1995-98	4,026
5. Michele Kohler, 1989-92	3,786
6. Sonja Russell, 1998-01	3,380
7. Monique Gerlach, 2000-03	3,012
8. Staci Wolfe, 1991-94	2,969
9. Amber Sutherland, 2004-08	2,954
10. Nicole Carr, 2002-05	2,885
11. Allie Griffin, 2002-05	2,863
12. Meghan Barkman, 1999-02	2,768
13. Tegan Lynch, 1995-98	2,670
14. Janine Zumerchik, 1991-94	2,344
15. Courtney Owens, 1995-98	2,327
16. Alex Buth, 2005-08	2,235
17. Stephanie Salgado, 1987-90	2,142
18. Elizabeth Gower, 1999-02	2,085
19. Kristin Engelking, 1996-99	1,969
20. Kim Taskey, 1999-02	1,946
21. Maragda Santillana, 2002-04	1,872
22. Leah Williams, 1992-95	1,832
23. Lauren Schaefer, 2005-08	1,831
25. Melissa Schutz, 1995-98	1,811
26. Tiffany Jestadt, 1989-91	1,775
27. Wendy Van Wyhe, 1989-91	1,758
28. Lisa Soulliere, 1987-89	1,733
29. Alison Koepke, 1994-97	1,724

ASSISTS

1. Kelly Campbell, 1996-99	6,228
2. Nicole Vranesh, 1990-93	5,261
3. Ashley Nu'u, 2003-06	4,315
4. Jennifer Sherlock, 1987-90	4,196

5. Elizabeth Gower, 1999-02	3,933
6. Kaitlyn Burkett, 2006-	2,355
7. Allison Barnes, 2001-04	1,507
8. Shelly Wolfe, 1995	1,023
9. Tracy Seiler, 1993-94	980
10. Jennifer Anderson, 1993-95	660
11. Susan Gillette, 1986	343
12. Tegan Lynch, 1995-98	303
13. Buffy Romero, 1988-91	263
14. Alex Buth, 2005-08	209
15. Sonja Russell, 1998-01	205
16. Allie Griffin, 2002-05	186
17. Nicole Carr, 2002-05	166
18. Kim Taskey, 1999-02	146
19. Rachel Wacholder, 1993-96	140
20. Sarah Lodge, 1995-98	135
21. Amber Sutherland, 2004-08	123
22. Karrie Downey, 1991-94	115
23. Tiffany Jestadt, 1989-91	111
24. Sara Villwock, 2000-01	102
Stephanie Salgado, 1987-90	102
25. Lucy Stearns, 1986	101

ATTACK PERCENTAGE

(1/2 MP, 3.0 Att./Game)	
1. Kelly Campbell, 1996-99	.329
2. Monique Gerlach, 2000-03	.328
3. Janine Zumerchik, 1991-94	.308
4. Lauren Schaefer, 2005-08	.306
5. Kristin Engelking, 1996-99	.302
6. Wendy Van Wyhe, 1989-91	.301
7. Meghan Barkman, 1999-02	.300
8. Leah Williams, 1992-95	.295
9. Austin Zimmerman, 2003-06	.292
10. Lara Bossow, 2003-06	.291
11. Lisa Soulliere, 1987-89	.291
12. Melissa Schutz, 1995-98	.281
13. Heather Sweeney, 1992-93	.274
14. Alison Koepke, 1994-97	.260
15. Elizabeth Gower, 1999-02	.256
16. Kathleen Bunce, 1995-96	.255
17. Katie Zabransky, 1990-91	.254
18. Allie Griffin, 2002-05	.254
19. Tiffany Jestadt, 1989-91	.242
20. Maragda Santillana, 2002-04	.233
21. Tegan Lynch, 1995-98	.225
22. Alex Buth, 2004-08	.223
23. Rachel Wacholder, 1993-96	.218
24. Karrie Downey, 1991-94	.216
25. Stephanie Salgado	.208

SERVICE ACES

(Min. 45)	
1. Staci Wolfe, 1991-94	174
2. Tina Murray, 1987-90	153
3. Karrie Downey, 1991-94	152
4. Rachel Wacholder, 1993-96	145
Michele Kohler, 1989-92	145
Jennifer Sherlock, 1987-90	145
7. Stephanie Salgado, 1987-90	129
8. Monique Gerlach, 2000-03	99
9. Sarah Lodge, 1995-98	96
10. Elizabeth Gower, 1999-02	94
11. Melissa Schutz, 1995-98	92
Kelly Campbell, 1996-99	92
13. Leah Williams, 1992-95	90
14. Lisa Soulliere, 1987-89	89
15. Alex Buth, 2005-08	86
16. Nicole Vranesh, 1990-93	83
17. Allison Barnes, 2001-04	78
18. Courtney Owens, 1995-98	73
Alison Koepke, 1994-97	73
20. Kim Taskey, 1999-02	63
21. Stephanie Chiang, 1990-92	60

DIGS

(Min. 300)	
1. Karrie Downey, 1991-94	1,540
2. Tina Murray, 1987-90	1,523
3. Michele Kohler, 1989-92	1,446
4. Rachel Wacholder, 1993-96	1,342
5. Sonja Russell, 1998-01	1,271
6. Nicole Vranesh, 1990-93	1,248
7. Kelly Campbell, 1996-99	1,247
8. Tegan Lynch, 1995-98	1,216
9. Nicole Carr, 2002-05	1,160
10. Elizabeth Gower, 1999-02	1,083
11. Sarah Lodge, 1995-98	1,081
12. Callie Webster, 2006-08	1,042
13. Staci Wolfe, 1991-94	1,035
14. Jennifer Sherlock, 1987-90	910
15. Amber Sutherland, 2004-08	863
16. Courtney Owens, 1995-98	827
17. Leah Williams, 1992-95	821
18. Alex Buth, 2005-08	802
19. Meghan Barkman, 1999-02	765
20. Monique Gerlach, 2000-03	747
21. Kim Taskey, 1999-02	733
22. Allison Barnes, 2001-04	688
23. Janine Zumerchik, 1991-94	630
24. Allie Griffin, 2002-05	620
25. Stephanie Salgado, 1987-90	605
26. Tiffany Jestadt, 1989-91	601
27. Ashley Nu'u, 2003-06	573
28. Melissa Schutz, 1995-98	527
29. Kristen Karlik, 2006-07	501
30. Lisa Soulliere, 1987-89	488
31. Kristin Engelking, 1996-99	456
32. Shana Bowen, 1996-99	453
33. Austin Zimmerman, 2003-	451
34. Alison Koepke, 1994-97	440
35. Sara Villwock, 2000-01	433

TOTAL BLOCKS

(Min. 100)	
1. Meghan Barkman, 1999-02	565
2. Alison Koepke, 1994-97	441
3. Lisa Soulliere, 1987-89	412
4. Leah Williams, 1992-95	393
5. Monique Gerlach, 2000-03	355
6. Wendy Van Wyhe, 1989-91	338
7. Lauren Schaefer, 2005-08	311
8. Elizabeth Gower, 1999-02	278
9. Kelly Campbell, 1996-99	264
10. Allie Griffin, 2002-05	266
11. Lara Bossow, 2003-06	264
12. Austin Zimmerman, 2003-06	252
13. Stephanie Salgado, 1987-90	247
14. Kristin Engelking, 1996-99	244
15. Ashley Nu'u, 2003-06	243
16. Melissa Schutz, 1995-98	239
17. Janine Zumerchik, 1991-94	234
18. Karrie Downey, 1991-94	231
19. Katie Zabransky, 1990-91	222
20. Alex Buth, 2004-08	221
21. Sarah Lodge, 1995-98	216
22. Tegan Lynch, 1995-98	207
Schylur Edelman 2007-	207
24. Jennifer Sherlock, 1987-90	189
25. Josee Roberge, 1998-01	166
26. Tiffany Jestadt, 1989-91	162
27. Maragda Santillana, 2002-04	156
Rachel Wacholder, 1993-96	156
29. Nicole Vranesh, 1990-93	150
30. Sonja Russell, 1998-01	147
31. Shana Bowen, 1996-99	146
Amber Sutherland, 2004-08	146
33. Wendy Callahan, 1987-88	124

1,000 CAREER KILL CLUB



Karrie Downey, 1991-94 - 1,790



Sarah Lodge, 1995-98 - 1,581



Rachel Wacholder, 1993-96 - 1,484



Monique Gerlach, 2000-03 - 1,427



Tina Murray, 1987-90 - 1,358



Allie Griffin, 2002-05 - 1,283

RECORDS

SEASON LEADERS



KILLS

(Min. 300)

1. Sarah Lodge, 1997	528
2. Karrie Downey, 1993	501
3. Allie Griffin, 2005	486
4. Karrie Downey, 1994	462
5. Amber Sutherland, 2006	456
6. Rachel Wacholder, 1996	456
7. Tina Murray, 1989	449
8. Karrie Downey, 1991	440
9. Rachel Wacholder, 1995	438
10. Susan Magda, 1988	432
11. Sonja Russell, 1999	427
Staci Wolfe, 1993	427
13. Sonja Russell, 2000	425
14. Amber Sutherland, 2005	421
15. Allie Griffin, 2004	420
16. Monique Gerlach, 2002	419
17. Sarah Lodge, 1996	416
18. Tiffany Jestadt, 1990	415
19. Stephanie Salgado, 1988	399
Courtney Owens, 1998	399
21. Monique Gerlach, 2001	387
Karrie Downey, 1992	387
23. Janine Zumerchik, 1993	382
24. Kristin Engelking, 1999	377
Tina Murray, 1990	377
26. Monique Gerlach, 2003	376
27. Sarah Lodge, 1998	372
28. Rachel Wacholder, 1994	371
29. Michele Kohler, 1992	364
30. Michele Kohler, 1990	357
31. Mallori Gibson, 2006	351
32. Kristin Engelking, 1998	350
33. Meghan Barkman, 2001	346
Wendy Van Wyhe, 1991	346
Lisa Soulliere, 1989	346

ATTACKS

(Min. 1,000)

1. Staci Wolfe, 1993	1,403
2. Rachel Wacholder, 1995	1,374
3. Karrie Downey, 1994	1,276
4. Karrie Downey, 1993	1,257
5. Sarah Lodge, 1997	1,246
6. Tina Murray, 1989	1,225
7. Tina Murray, 1990	1,212
8. Rachel Wacholder, 1994	1,206
9. Sonja Russell, 2000	1,183
10. Amber Sutherland, 2006	1,182
11. Rachel Wacholder, 1996	1,181
12. Sonja Russell, 1999	1,169
13. Courtney Owens, 1998	1,157
14. Karrie Downey, 1991	1,108
15. Michele Kohler, 1990	1,098
Susan Magda, 1988	1,098
17. Michele Kohler, 1992	1,092
18. Sarah Lodge, 1996	1,027
19. Karrie Downey, 1992	1,022
20. Allie Griffin, 2005	1,016
21. Tiffany Jestadt, 1990	1,012
22. Sarah Lodge, 1998	991

ASSISTS

(Min. 300)

1. Nicole Vranesh, 1991	1,712
2. Kelly Campbell, 1997	1,582
3. Kelly Campbell, 1998	1,572
4. Kelly Campbell, 1999	1,555

5. Nicole Vranesh, 1993	1,541
6. Kelly Campbell, 1996	1,519
7. Ashley Nu'u, 2005	1,448
8. Elizabeth Gower, 2000	1,389
9. Nicole Vranesh, 1992	1,362
10. Ashley Nu'u, 2006	1,352
11. Jennifer Sherlock, 1988	1,335
12. Jennifer Sherlock, 1989	1,332
13. Elizabeth Gower, 2001	1,312
14. Kaitlyn Burkett, 2007	1,285
15. Ashley Nu'u, 2004	1,146
16. Elizabeth Gower, 2002	1,115
17. Allison Barnes, 2003	1,042
18. Kaitlyn Burkett, 2008	1,036
19. Shelly Wolfe, 1995	1,023
20. Tracy Seiler, 1994	979
21. Jennifer Sherlock, 1987	850
22. Jennifer Sherlock, 1990	679
23. Nicole Vranesh, 1990	648
24. Jennifer Anderson, 1994	414

ATTACK PERCENTAGE

(Min. .300, 2/3 GP, 3.0 Att./Game)

1. Kelly Campbell, 1998	406
2. Lara Bossow, 2005	369
3. Lauren Schaefer, 2007	360
4. Meghan Barkman, 2001	360
5. Kristin Engelking, 1998	355
6. Kristin Engelking, 1999	354
7. Wendy Van Wyhe, 1991	347
8. Leah Williams, 1995	346
9. Monique Gerlach, 2001	344
10. Monique Gerlach, 2002	331
11. Lisa Soulliere, 1989	327
12. Kelly Campbell, 1999	323
13. Janine Zumerchik, 1992	321
14. Austin Zimmerman, 2006	320
Monique Gerlach, 2003	320
16. Darla DeRuiter, 1988	315
17. Monique Gerlach, 2000	313
18. Leah Williams, 1994	311
19. Elizabeth Gower, 2000	3093
20. Janine Zumerchik, 1993	3090
21. Wendy Callahan, 1988	304
22. Lauren Schaefer, 2008	303
23. Elizabeth Gower, 2001	302

SERVICE ACES

(Min. 30)

1. Jennifer Sherlock, 1988	65
2. Staci Wolfe, 1993	60
Staci Wolfe, 1991	60
4. Stephanie Salgado, 1988	55
5. Tina Murray, 1988	47
6. Rachel Wacholder, 1994	45
Staci Wolfe, 1992	45
Karrie Downey, 1991	45
9. Karrie Downey, 1993	44
Michele Kohler, 1992	44
11. Tina Murray, 1987	43
12. Rachel Wacholder, 1995	38
Heather Sweeney, 1992	38
Lisa Soulliere, 1989	38
15. Jennifer Sherlock, 1987	37
16. Rachel Wacholder, 1996	36
17. Michele Kohler, 1991	35
Stephanie Salgado, 1989	35

DIGS

(Min. 300)

1. Tina Murray, 1990	490
2. Callie Webster, 2007	466
3. Karrie Downey, 1994	452
4. Kristen Karlik, 2006	442
5. Michele Kohler, 1990	416
6. Karrie Downey, 1993	415
7. Sonja Russell, 2000	406
8. Rachel Wacholder, 1995	399
9. Tina Murray, 1988	393
10. Nicole Carr, 2003	388
11. Callie Webster, 2008	386
12. Tegan Lynch, 1998	378
13. Sonja Russell, 1999	375
14. Michele Kohler, 1992	371
Karrie Downey, 1991	371
16. Staci Wolfe, 1993	369
17. Tina Murray, 1989	368
18. Nicole Vranesh, 1993	358
19. Sonja Russell, 2001	352
Nicole Vranesh, 1991	352
21. Michele Kohler, 1991	351
22. Tegan Lynch, 1997	345
23. Courtney Owens, 1998	342
24. Kelly Campbell, 1999	336
25. Nicole Vranesh, 1992	331
26. Rachel Wacholder, 1996	329
27. Sarah Lodge, 1997	322
28. Kelly Campbell, 1998	321
Sarah Lodge, 1998	321
30. Kim Taskey, 2002	320
31. Rachel Wacholder, 1994	318
32. Elizabeth Gower, 1999	313
33. Amber Sutherland, 2006	312
34. Kelly Campbell, 1996	308
Michele Kohler, 1989	308

TOTAL BLOCKS

(Min. 75)

1. Leah Williams, 1995	177
2. Lisa Soulliere, 1989	168
3. Meghan Barkman, 2000	165
4. Meghan Barkman, 2001	151
5. Alison Koepke, 1997	144
6. Alison Koepke, 1995	142
7. Lisa Soulliere, 1988	141
8. Wendy Van Wyhe, 1990	135
9. Meghan Barkman, 1999	134
10. Katie Zabransky, 1991	129
11. Leah Williams, 1994	127
12. Kristin Engelking, 1998	126
13. Meghan Barkman, 2002	115
14. Schylur Edelman, 2007	107
15. Wendy Van Wyhe, 1991	105
16. Lara Bossow, 2004	104
17. Lisa Soulliere, 1987	103
18. Schylur Edelman, 2008	100
19. Amy Hulstrom, 1986	99
20. Austin Zimmerman, 2004	98
Wendy Van Wyhe, 1989	98
22. Alison Koepke, 1996	94
23. Monique Gerlach, 2003	93
Katie Zabransky, 1990	93
25. Lauren Schaefer, 2006	92
Monique Gerlach, 2002	92
27. Allie Griffin, 2004	91
Monique Gerlach, 2001	91
Elizabeth Gower, 2000	91
Tiffany Jestadt, 1990	91

RECORDS

1,000 CAREER KILL CLUB



Sonja Russell, 1998-01 - 1,237



Michele Kohler, 1989-92 - 1,225



Meghan Barkman, 1999-02 - 1,220



Amber Sutherland, 2004-08 - 1,142



Janine Zumerchik, 1991-94 - 1,053



Tegan Lynch, 1995-98 - 1,024



Staci Wolfe, 1991-94 - 1,005



MATCH LEADERS

KILL CLUBS

Kills	Name, Opponent, Date	Games In Match
40	<i>Sarah Lodge vs. UT, 11/28/97</i>	5
30-KILL CLUB		
36	<i>Sarah Lodge @ OU, 11/2/96</i>	5
35	<i>Amber Sutherland vs. MU, 9/13/06</i>	5
34	<i>Karrie Downey vs. PSU, 12/7/91</i>	5
	<i>Karrie Downey vs. PSU, 12/9/93</i>	5
33	<i>Sarah Lodge @ OU, 10/11/97</i>	5
32	<i>Rachel Wacholder @ OU, 11/2/96</i>	5
31	<i>Staci Wolfe vs. A&M, 9/18/94</i>	4
30	<i>Tina Murray vs. UT, 9/3/89</i>	4
30	<i>Emilee Sisco vs. KU, 11/10/07</i>	5
25-KILL CLUB		
29	<i>Rachel Wacholder vs. Ga. Tech, 9/3/95</i>	5
	<i>Sarah Lodge @ USC, 9/7/97</i>	5
	<i>Sarah Lodge vs. ORU, 12/7/97</i>	5
	<i>Courtney Owens @ KSU, 11/27/98</i>	4
	<i>Allie Griffin vs. KSU, 10/12/05</i>	5
28	<i>Karrie Downey vs. KU, 11/15/91</i>	4
	<i>Karrie Downey vs. ISU, 11/25/94</i>	5
	<i>Sarah Lodge @ UT, 11/30/96</i>	5
	<i>Kristin Engelking vs. BU, 9/25/99</i>	5
	<i>Allie Griffin vs. Creighton, 9/9/05</i>	5
	<i>Mallori Gibson vs. BU, 11/22/06</i>	5
27	<i>Rachel Wacholder @ TTU, 10/25/96</i>	5
	<i>Rachel Wacholder @ UT, 11/30/96</i>	5
	<i>Sarah Lodge @ NU, 10/8/97</i>	5
	<i>Monique Gerlach @ BU, 9/18/02</i>	4
	<i>Allie Griffin @ A&M, 9/24/03</i>	5
	<i>Maragda Santillana vs. UNC, 9/11/04</i>	4
	<i>Allie Griffin @ OU, 9/24/05</i>	5
	<i>Emilee Sisco vs. Texas Tech, 11/3/07</i>	4
26	<i>Tina Murray vs. Idaho St., 9/3/90</i>	4
	<i>Karrie Downey @ Ill., 9/11/93</i>	5
	<i>Janine Zumerchik vs. PSU, 12/9/93</i>	5
	<i>Rachel Wacholder vs. ISU, 11/11/95</i>	5
	<i>Kim Taskey @ TTU, 11/13/99</i>	5
	<i>Sonja Russell vs. Ga. Tech, 12/1/00</i>	4
	<i>Amber Sutherland @ KSU, 11/16/05</i>	5
	<i>Alex Buth vs. Texas A&M, 9/27/08</i>	5
25	<i>Tina Murray @ NU, 10/14/89</i>	4
	<i>Wendy Van Wyhe vs. CSU, 11/5/91</i>	4
	<i>Staci Wolfe @ CSU, 10/5/93</i>	4
	<i>Karrie Downey vs. NU, 11/27/93</i>	5
	<i>Rachel Wacholder vs. ISU, 11/24/95</i>	4
	<i>Sarah Lodge vs. Stanford, 9/12/98</i>	5
	<i>Courtney Owens vs. UT, 10/17/98</i>	5
	<i>Kristin Engelking vs. UT, 11/20/99</i>	5
	<i>Sonja Russell vs. UT, 11/20/99</i>	5
	<i>Monique Gerlach vs. BU, 10/31/01</i>	5
	<i>Allie Griffin @ OU, 10/16/04</i>	5
	<i>Allie Griffin vs. TTU, 10/30/04</i>	4
	<i>Allie Griffin vs. KU, 10/1/05</i>	5
	<i>Amber Sutherland vs. OU, 9/30/06</i>	5
	<i>Amber Sutherland vs. BU, 11/22/06</i>	5
20-KILL CLUB		
24	<i>Tina Murray vs. OU, 11/24/89</i>	4
	<i>Tiffany Jestadt @ Washington, 9/14/91</i>	4
	<i>Karrie Downey @ CSU, 10/5/93</i>	4
	<i>Rachel Wacholder @ OU, 11/15/95</i>	4
	<i>Rachel Wacholder vs. BU, 11/22/96</i>	3
	<i>Melissa Schutz vs. ORU, 12/4/96</i>	4
	<i>Sarah Lodge @ ND, 9/6/98</i>	3
	<i>Kristin Engelking @ MU, 10/31/98</i>	4
	<i>Kristin Engelking @ TTU, 11/13/99</i>	5
	<i>Sonja Russell vs. A&M, 11/1/00</i>	3
	<i>Maragda Santillana, vs. KU, 10/24/03</i>	5
	<i>Amber Sutherland @ TTU, 10/21/06</i>	3
	<i>Mallori Gibson @ OU, 11/18/06</i>	5
	<i>Lauren Schaefer vs. OU, 10/24/07</i>	4
23	<i>Tina Murray @ SDSU, 9/1/89</i>	5
	<i>Karrie Downey @ Oregon, 8/31/91</i>	4
	<i>Michele Kohler vs. NU, 11/28/92</i>	5
	<i>Staci Wolfe vs. NU, 10/13/93</i>	5
	<i>Sarah Lodge @ TTU, 10/25/96</i>	5
	<i>Courtney Owens vs. KSU, 11/7/98</i>	4
	<i>Meghan Barkman vs. WSU, 9/11/99</i>	4
	<i>Kim Taskey vs. S. Clara, 9/3/00</i>	5
	<i>Sara Villwock @ CSU, 12/2/00</i>	5
	<i>Monique Gerlach @ CSU, 12/1/01</i>	5
	<i>Monique Gerlach @ CSU, 10/1/02</i>	5
	<i>Allie Griffin vs. Marquette, 9/10/05</i>	4
	<i>Mallori Gibson @ TTU, 9/12/07</i>	5
22	<i>Andrea Smith vs. UCCS, 10/29/86</i>	5
	<i>Susan Magda @ NU, 10/8/88</i>	4

	<i>Susan Magda vs. OU, 10/13/88</i>	4
	<i>Susan Magda vs. CSU, 11/2/88</i>	5
	<i>Janine Zumerchik @ Wyo., 9/7/92</i>	5
	<i>Michele Kohler vs. Va. Tech, 9/19/92</i>	3
	<i>Karrie Downey vs. NU, 11/28/92</i>	4
	<i>Karrie Downey @ OU, 11/3/93</i>	5
	<i>Staci Wolfe vs. BYU, 9/2/94</i>	4
	<i>Karrie Downey vs. ND, 9/15/94</i>	4
	<i>Karrie Downey vs. A&M, 9/18/94</i>	4
	<i>Rachel Wacholder @ OU, 9/28/94</i>	3
	<i>Rachel Wacholder vs. ISU, 11/25/94</i>	5
	<i>Rachel Wacholder vs. OU, 10/11/95</i>	4
	<i>Rachel Wacholder vs. TTU, 11/23/96</i>	3
	<i>Sarah Lodge vs. TTU, 10/24/97</i>	4
	<i>Sarah Lodge vs. KSU, 11/15/97</i>	3
	<i>Kristin Engelking @ KU, 11/27/99</i>	3
	<i>Sonja Russell vs. MU, 11/25/00</i>	3
	<i>Sonja Russell vs. KSU, 10/6/01</i>	3
	<i>Monique Gerlach @ TTU, 11/3/01</i>	4
	<i>Monique Gerlach @ TU, 11/6/02</i>	4
	<i>Allie Griffin vs. USD, 9/10/04</i>	5
	<i>Maragda Santillana @ OU, 10/16/04</i>	5
	<i>Allie Griffin vs. BU, 10/5/05</i>	5
	<i>Amber Sutherland @ TTU, 10/8/05</i>	5
	<i>Amber Sutherland @ BU, 10/18/06</i>	5
21	<i>Susan Magda @ KSU, 10/7/88</i>	3
	<i>Stephanie Salgado @ MU, 10/22/88</i>	5
	<i>Susan Magda vs. NU, 11/26/88</i>	4
	<i>Lisa Soulliere @ SDSU, 9/1/89</i>	5
	<i>Lisa Soulliere vs. KU, 10/7/89</i>	4
	<i>Janine Zumerchik vs. Mich., 9/18/93</i>	4
	<i>Janine Zumerchik @ CSU, 10/5/93</i>	4
	<i>Karrie Downey vs. KU, 11/6/93</i>	4
	<i>Karrie Downey vs. Wash., 9/1/94</i>	4
	<i>Staci Wolfe vs. Wash., 9/1/94</i>	4
	<i>Karrie Downey vs. Wyo., 10/25/94</i>	3
	<i>Karrie Downey @ CSU, 11/9/94</i>	4
	<i>Karrie Downey vs. N. Iowa, 12/4/94</i>	4
	<i>Rachel Wacholder @ KSU, 9/30/95</i>	4
	<i>Rachel Wacholder @ KU, 10/7/95</i>	4
	<i>Sarah Lodge vs. CSU, 9/17/96</i>	3
	<i>Rachel Wacholder vs. KU, 9/28/96</i>	3
	<i>Rachel Wacholder vs. OU, 10/11/96</i>	4
	<i>Sarah Lodge vs. UT, 10/18/96</i>	5
	<i>Rachel Wacholder vs. UT, 10/18/96</i>	5
	<i>Sarah Lodge vs. OU, 10/31/97</i>	3
	<i>Sarah Lodge @ TTU, 10/10/98</i>	4
	<i>Tegan Lynch vs. UT, 10/17/98</i>	5
	<i>Sonja Russell vs. TTU, 10/6/99</i>	3
	<i>Kim Taskey vs. C. Florida, 9/1/00</i>	3
	<i>Sara Villwock vs. A&M, 11/1/00</i>	3
	<i>Sonja Russell @ CSU, 12/2/00</i>	5
	<i>Monique Gerlach vs. Clemson, 8/31/01</i>	4
	<i>Meghan Barkman @ CSU, 12/1/01</i>	5
	<i>Monique Gerlach @ T A&M 11/2/02</i>	5
	<i>Allie Griffin @ vs. ISU, 9/27/03</i>	4
	<i>Allie Griffin vs. DU, 9/1/04</i>	4
	<i>Allie Griffin vs. CSN, 9/3/04</i>	3
	<i>Maragda Santillana vs. BU, 9/25/04</i>	3
	<i>Allie Griffin @ TAMU, 10/16/05</i>	5
	<i>Alex Buth @ TTU, 9/12/07</i>	5
	<i>Alex Buth vs. KSU, 9/22/07</i>	5
	<i>Mallori Gibson, @ Tulane, 8/24/07</i>	5
	<i>Amber Sutherland, @ TTU, 8/25/08</i>	5
20	<i>Tina Murray vs. Iowa State, 11/20/87</i>	5
	<i>Tina Murray @ CSU, 11/14/89</i>	4
	<i>Michele Kohler vs. NU, 11/13/90</i>	4
	<i>Tiffany Jestadt vs. EMU, 11/30/90</i>	4
	<i>Wendy Van Wyhe vs. EMU, 11/30/90</i>	4
	<i>Wendy Van Wyhe vs. Houston, 11/30/90</i>	4
	<i>Katie Zabransky vs. Houston, 11/2/91</i>	4
	<i>Karrie Downey @ OU, 11/9/91</i>	5
	<i>Michele Kohler vs. Wyo., 9/29/92</i>	5
	<i>Staci Wolfe vs. Minn., 9/3/93</i>	4
	<i>Karrie Downey @ Ill., 9/11/93</i>	5
	<i>Karrie Downey vs. NU, 10/13/93</i>	5
	<i>Leah Williams vs. NU, 10/13/93</i>	5
	<i>Janine Zumerchik vs. NU, 10/13/93</i>	5
	<i>Staci Wolfe vs. ISU, 11/26/93</i>	5
	<i>Janine Zumerchik vs. MSU, 9/16/94</i>	4
	<i>Janine Zumerchik vs. UNC, 9/30/94</i>	3
	<i>Karrie Downey @ ISU, 11/5/94</i>	3
	<i>Karrie Downey vs. NU, 11/26/94</i>	4
	<i>Sarah Lodge @ CSU, 10/24/95</i>	5
	<i>Sarah Lodge vs. ISU, 11/24/95</i>	4
	<i>Rachel Wacholder @ UNC, 9/7/96</i>	5
	<i>Sarah Lodge vs. TTU, 11/23/96</i>	4
	<i>Tegan Lynch vs. Villanova, 9/6/97</i>	4

	<i>Courtney Owens vs. OU, 10/31/97</i>	3
	<i>Alison Koepke vs. UT, 11/28/97</i>	5
	<i>Sarah Lodge vs. UGa., 9/6/98</i>	3
	<i>Courtney Owens vs. TTU, 11/13/98</i>	4
	<i>Shana Bowen @ UT, 11/20/98</i>	4
	<i>Karrie Downey vs. AFA, 9/7/99</i>	4
	<i>Sonja Russell vs. OU, 10/30/99</i>	4
	<i>Sylvie Roberge @ UNO, 9/9/00</i>	5
	<i>Sonja Russell @ TTU, 10/7/00</i>	5
	<i>Nicole Carr vs. Tex. Arl., 11/13/02</i>	5
	<i>Maragda Santillana, @ ISU, 10/24/03</i>	4
	<i>Maragda Santillana, vs. A&M, 11/12/03</i>	5
	<i>Maragda Santillana vs. CSU, 9/7/04</i>	3
	<i>Nicole Carr vs. TTU, 10/30/04</i>	4
	<i>Amber Sutherland vs. Marquette, 9/10/05</i>	5
	<i>Amber Sutherland vs. BU, 10/5/05</i>	5
	<i>Allie Griffin @ KU, 11/2/05</i>	4
	<i>Amber Sutherland vs. UT, 11/9/05</i>	5
	<i>Amber Sutherland @ TAMU, 10/25/06</i>	5
	<i>Amber Sutherland @ MU, 11/4/06</i>	5
	<i>Mallori Gibson vs. BU, 9/19/07</i>	5
	<i>Emilee Sisco vs. Texas A&M, 9/27/08</i>	5

ATTACK CLUBS

Att.	Name, Opponent, Date	Games In Match
100-ATTACK CLUB		
106	<i>Rachel Wacholder vs. ISU, 11/24/95</i>	4
80-ATTACK CLUB		
85	<i>Karrie Downey vs. Penn state, 12/9/93</i>	5
84	<i>Staci Wolfe @ CSU, 10/5/93</i>	4
81	<i>Courtney Owens @ KSU, 11/27/98</i>	4
80	<i>Rachel Wacholder vs. ISU, 11/25/94</i>	5
	<i>Sarah Lodge @ OU, 11/2/96</i>	5
75-ATTACK CLUB		
79	<i>Rachel Wacholder @ OU, 11/15/95</i>	4
77	<i>Rachel Wacholder vs. ISU, 11/11/95</i>	5
76	<i>Rachel Wacholder vs. UGa., 9/7/95</i>	5
	<i>Sonja Russell vs. UT, 11/20/99</i>	5
75	<i>Tina Murray v. UT, 9/3/89</i>	5
	<i>Staci Wolfe @ Ill., 9/11/93</i>	5
	<i>Sarah Lodge vs. ISU, 11/24/95</i>	4
	<i>Rachel Wacholder @ UT, 11/30/96</i>	5
70-ATTACK CLUB		
73	<i>Staci Wolfe vs. A&M, 9/18/94</i>	4
72	<i>Karrie Downey vs. ISU, 11/5/94</i>	5
	<i>Rachel Wacholder vs. Ga. Tech, 9/3/95</i>	5
	<i>Sarah Lodge vs. ORU, 12/7/97</i>	5
71	<i>Courtney Owens vs. TTU, 10/17/98</i>	5
70	<i>Rachel Wacholder @ ISU, 10/14/95</i>	5
	<i>Rachel Wacholder @ TTU, 10/25/96</i>	5
	<i>Sarah Lodge vs. UT, 11/28/97</i>	5

ATTACK PERCENTAGE CLUBS

Pct.	Name, Opponent, Date	Games In Match
.800-ATTACK PERCENTAGE CLUB		
.889	<i>Shana Bowen @ ISU, 10/30/98</i>	3
.833	<i>Lara Bossow vs. ISU, 10/26/05</i>	3
.833	<i>Allison Barnes vs. OU, 10/5/02</i>	4
.833	<i>Wendy Callahan vs. Cal Irvine, 11/14/87</i>	3
.700-ATTACK PERCENTAGE CLUB		
.778	<i>Jennifer Sherlock vs. St. Mary's, 11/18/88</i>	3
	<i>Nicole Vranesh vs. N'western, 9/6/91</i>	3
	<i>Kristin Engelking vs. Baylor, 11/15/98</i>	3
.769	<i>Elizabeth Gower @ OU, 10/18/01</i>	3
	<i>Lauren Schaefer vs. UNC Wilmington, 8/31/07</i>	3
.750	<i>Maragda Santillana vs. Maine, 11/14/02</i>	3
.733	<i>Sylvie Roberge @ KSU, 11/3/99</i>	5
	<i>Lara Bossow vs. KU, 10/9/04</i>	3
	<i>Austin Zimmerman vs. TAMU, 9/27/06</i>	3
.727	<i>Lisa Soulliere vs. KSU, 10/13/89</i>	3
	<i>Tiffany Jestadt vs. KSU, 10/19/90</i>	3
	<i>Katie Zabransky vs. KU, 10/20/90</i>	3
	<i>Heather Sweeney vs. W. Kentucky, 9/16/92</i>	3
	<i>Allie Griffin vs. ISU, 11/24/04</i>	3
.714	<i>Lisa Soulliere vs. KU, 10/7/89</i>	4
	<i>Darla DeRuiter vs. Tenn., 10/29/88</i>	4
	<i>Lisa Soulliere vs. KU, 11/5/88</i>	3
	<i>Austin Zimmerman @ OU, 11/18/06</i>	2
.700	<i>Janine Zumerchik vs. URI, 9/5/92</i>	3
	<i>Janine Zumerchik vs. UMKC, 10/30/92</i>	3
	<i>Janine Zumerchik vs. ISU, 10/16/93</i>	3
	<i>Leah Williams vs. Wyo., 9/13/95</i>	4
	<i>Monique Gerlach vs. URI, 8/30/03</i>	3
	<i>Ashley Nu'u vs. BU, 10/5/05</i>	5
	<i>Lauren Schaefer vs. TTU, 11/5/05</i>	3

RECORDS

MATCH LEADERS



ASSIST CLUBS

Ast. Name, Opponent, Date	Games In Match
90-ASSIST CLUB	
93 Kelly Campbell @ TTU, 11/17/99	5
80-ASSIST CLUB	
88 Kelly Campbell vs. UT, 11/28/97	5
87 Nicole Vranesh vs. PSU, 12/9/93	5
86 Kelly Campbell @ OU, 11/2/96	5
84 Kelly Campbell vs. UT, 10/17/98	5
70-ASSIST CLUB	
79 Kelly Campbell vs. UT, 10/18/96	5
78 Nicole Vranesh @ CSU, 10/5/93	4
Kelly Campbell vs. UT, 11/20/99	5
76 Kelly Campbell vs. ORU, 12/4/96	4
75 Nicole Vranesh vs. Ill., 9/11/93	5
Kelly Campbell vs. OU, 10/31/97	3
Kelly Campbell @ TTU, 10/10/98	3
Kelly Campbell vs. TTU, 10/6/99	4
74 Ashley Nu'u vs. KSU, 11/1/06	5
73 Nicole Vranesh @ KU, 10/18/91	4
Nicole Vranesh vs. KU, 11/15/91	4
Nicole Vranesh vs. NU, 10/13/93	5
Kelly Campbell @ OU, 10/11/97	5
Kelly Campbell @ UT, 10/20/98	4
72 Nicole Vranesh @ OU, 11/9/91	5
Nicole Vranesh @ USC, 11/14/92	4
Kelly Campbell vs. KSU, 11/7/98	4
Kelly Campbell vs. TTU, 11/13/98	4
71 Kelly Campbell vs. BU, 9/25/99	5
70 Nicole Vranesh vs. Wash., 9/14/91	4
Kelly Campbell @ TTU, 10/25/96	5
Kelly Campbell @ KSU, 11/27/98	4
Ashley Nu'u vs. BU, 10/5/05	5

SERVICE ACE CLUBS

Aces Name, Opponent, Date	Games In Match
10-ACE CLUB	
10 Staci Wolfe vs. Mont., 8/30/91	3
7-ACE CLUB	
8 Jennifer Sherlock @ SD, 11/12/87	5
7 Michele Kohler @ CSU, 9/18/91	5
5-ACE CLUB	
6 Jennifer Sherlock @ KSU, 10/16/87	4
Michele Kohler @ Ohio State, 9/11/92	5
Karrie Downey vs. ISU, 10/16/93	3
Shana Bowen @ BU, 10/26/96	3
5 Tina Murray vs. GW, 9/18/87	5
Jennifer Sherlock vs. KU, 11/17/87	4
Lisa Soulliere @ OU, 9/29/88	5
Stephanie Salgado @ USF, 11/19/88	3
Staci Wolfe vs. CSU, 11/5/91	4
Heather Sweeney vs. NU, 10/24/92	4
Nicole Vranesh vs. LBSU, 9/10/93	4
Rachel Wacholder vs. Hou., 9/10/94	3
Rachel Wacholder vs. MU, 10/21/94	3
Rachel Wacholder @ KSU, 11/19/94	3
Leah Williams vs. Wyo., 9/13/95	4
Rachel Wacholder vs. CSU, 10/4/95	4
Leah Williams vs. Wyo., 10/18/95	3
Sarah Lodge @ OU, 11/15/95	4
Sarah Lodge @ OU, 11/2/96	5
Courtney Owens @ KU, 10/3/98	3
Monique Gerlach @ BU, 11/11/00	4
Alex Buth @ OU, 9/24/05	5
Lara Bossow @ MU, 10/29/05	5
Kaitlyn Burkett @ BU, 10/20/07	5

DIG CLUBS

Digs Name, Opponent, Date	Games In Match
40-DIG CLUB	
41 Karrie Downey @ ISU, 11/5/94	4
40 Rachel Wacholder vs. ISU, 11/24/95	4
30-DIG CLUB	
34 Michele Kohler vs. EMU, 11/30/90	4
Rachel Wacholder vs. Ga. Tech, 9/3/95	5
33 Rachel Wacholder @ ISU, 10/14/95	5
33 Callie Webster vs. MU, 10/3/07	5
31 Jennifer Sherlock vs. Wyoming, 9/22/90	5
30 Tina Murray vs. EMU, 11/30/90	4
25-DIG CLUB	
29 Karrie Downey @ USC, 11/14/92	4
Karrie Downey vs. Iowa State, 11/25/94	5
Rachel Wacholder @ BYU, 9/8/95	4
Tegan Lynch vs. UT, 10/17/98	5

28 Michele Kohler vs. UT, 9/3/89	5
Tina Murray vs. NU, 11/13/90	4
Nicole Vranesh @ Portland, 8/30/91	4
Staci Wolfe @ Portland, 8/30/91	4
Nicole Vranesh @ CSU, 10/5/93	5
Elizabeth Gower vs. UT, 11/20/99	5
Sonja Russell @ TTU, 10/7/00	5
Callie Webster vs. KSU, 9/22/08	5
27 Tina Murray vs. CSU, 10/17/90	5
Karrie Downey vs. Oregon, 8/31/91	4
Karrie Downey vs. NU, 11/17/93	5
Karrie Downey vs. A&M, 9/28/94	4
Sonja Russell @ BU, 11/11/00	5
26 Tina Murray vs. KSU, 11/4/88	4
Tina Murray vs. Wyo., 9/22/90	5
Nicole Vranesh vs. NU, 11/4/92	5
Janine Zumerchik @ CSU, 10/5/93	4
Sarah Lodge @ OU, 11/2/96	5
Tegan Lynch vs. ORU, 12/4/96	4
Tegan Lynch vs. Stanford, 9/12/98	5
Kristen Karlik vs. MU, 9/13/06	5
Kristen Karlik vs. Washington, 12/1/06	4

20-DIG CLUB

25 Michele Kohler vs. Wyo., 9/22/90	5
Karrie Downey @ KU, 10/18/91	4
Nicole Vranesh vs. UT, 10/9/93	4
Karrie Downey vs. Michigan St., 9/16/94	4
Karrie Downey @ CSU, 11/9/94	4
Leah Williams vs. ISU, 11/24/95	4
Tegan Lynch vs. UT, 10/18/96	5
Rachel Wacholder @ KSU, 11/16/96	4
Tegan Lynch @ KSU, 11/27/98	4
Sonja Russell vs. BU, 10/31/01	5
Sonja Russell @ KSU, 11/10/01	4
Callie Webster vs. UNC, 9/13/08	4
Callie Webster vs. ISU, 10/18/08	5
24 Tina Murray vs. San Jose State, 9/8/89	3
Karrie Downey @ Wyo., 9/14/93	4
Sarah Lodge vs. Villanova, 9/6/97	4
Nicole Carr vs. Tex. Arl., 11/13/02	4
Nicole Carr vs. MU, 11/22/03	5
Callie Webster @ TTU, 10/25/08	5
23 Tiffany Jesteadt @ Portland, 8/30/91	5
Staci Wolfe @ Wyo., 9/14/93	4
Sonja Russell @ A&M, 9/23/00	4
Kim Taskey @ TTU, 10/19/02	4
Callie Webster vs. Kansas, 9/17/08	5
Callie Webster vs. Missouri, 11/15/08	4
22 Tina Murray @ MU, 10/22/88	5
Tina Murray @ Wyo., 10/2/90	5
Karrie Downey vs. KU, 11/15/91	4
Nicole Vranesh vs. KU, 11/15/91	4
Michele Kohler @ ISU, 10/7/92	5
Karrie Downey vs. KU, 11/6/93	4
Karrie Downey @ MU, 11/20/93	3
Karrie Downey vs. CSU, 10/19/94	3
Kelly Campbell vs. KSU, 9/27/96	5
Tegan Lynch vs. KSU, 11/7/98	4
Kelly Campbell @ A&M, 10/23/99	4
Lisa Small @ TTU, 10/7/00	5
Sara Villwock vs. KSU, 10/6/01	4
Kim Taskey @ KSU, 10/12/02	4
Kristen Karlik vs. NU, 11/11/06	5
Kristen Karlik vs. BU, 11/22/06	5
Callie Webster @ Texas Tech, 9/12/07	5
Callie Webster @ OU, 9/26/07	5
Callie Webster vs. OU, 10/24/07	5
Alex Buth vs. UALR, 9/5/08	4
Callie Webster vs. CSU, 9/10/08	4
21 Tina Murray vs. Tenn., 10/29/88	4
Tina Murray vs. CSU, 11/2/88	5
Jennifer Sherlock vs. PSU, 9/9/89	5
Tina Murray @ BYU, 9/1/90	4
Tina Murray vs. LMU, 9/21/90	3
Karrie Downey vs. Pepperdine, 9/13/91	5
Michele Kohler vs. KU, 11/15/91	4
Michele Kohler vs. NU, 11/4/92	5
Michele Kohler @ USC, 11/14/92	5
Staci Wolfe vs. NU, 11/28/92	4
Nicole Vranesh vs. NU, 10/13/93	5
Nicole Vranesh vs. PSU, 12/9/93	5
Rachel Wacholder @ ISU, 11/5/94	4
Tegan Lynch @ ISU, 10/14/95	5
Rachel Wacholder @ OU, 11/2/96	5
Rachel Wacholder vs. ORU, 12/4/96	4
Courtney Owens @ KSU, 9/26/97	4
Sarah Lodge @ TTU, 10/10/98	4

Sonja Russell vs. Cal, 9/3/99	5
Elizabeth Gower @ TTU, 11/13/99	5
Sonja Russell vs. UT, 11/20/99	5
Sonja Russell @ UT, 11/22/00	4
Sonja Russell vs. Ga. Tech, 12/1/00	4
Sonja Russell @ UT, 11/14/01	3
Nicole Carr vs. TTU, 11/8/03	3
Kristen Karlik vs. Cincinnati, 9/7/06	3
Callie Webster @ Tulane, 8/24/07	5
Callie Webster vs. BU, 9/19/07	5
Callie Webster vs. ISU, 10/17/07	5
Callie Webster vs. TAMU, 11/21/07	4
20 Jennifer Sherlock @ MU, 10/22/88	5
Tina Murray vs. OU, 11/18/89	4
Jennifer Sherlock vs. Weber St., 9/4/90	3
Michele Kohler @ ASU, 9/15/90	3
Staci Wolfe vs. NU, 11/4/92	5
Nicole Vranesh vs. OU, 10/26/93	3
Nicole Vranesh vs. NU, 11/3/93	5
Karrie Downey vs. UNC, 9/30/94	3
Leah Williams @ BYU, 9/8/95	4
Tegan Lynch @ NU, 10/8/97	5
Tegan Lynch vs. TTU, 10/24/97	4
Sarah Lodge vs. OU, 10/31/97	3
Tegan Lynch @ TTU, 10/10/98	4
Kelly Campbell vs. UT, 10/17/98	5
Kelly Campbell @ A&M, 11/21/98	5
Tegan Lynch @ A&M, 11/21/98	5
Kelly Campbell vs. NU, 11/25/98	3
Kelly Campbell @ KSU, 11/27/98	4
Elizabeth Gower vs. TTU, 10/6/99	3
Sonja Russell @ UT, 10/13/99	3
Meghan Barkman @ TTU, 10/7/00	5
Sonja Russell vs. NU, 9/19/01	3
Nicole Carr @ A&M, 9/27/03	5
Nicole Carr vs. A&M, 11/12/03	5
Kristen Karlik @ BU, 10/18/06	5
Kristen Karlik @ TAMU, 10/25/06	5
Kristen Karlik vs. KSU, 11/1/06	5
Amber Sutherland vs. UALR, 9/5/08	4

BLOCK CLUBS

Blocks Name, Opponent, Date	Games In Match
15-BLOCK CLUB	
15 Lisa Soulliere @ UT, 11/17/89	5
10-BLOCK CLUB	
13 Leah Williams vs. UGa., 9/7/95	5
Alison Koepeke vs. ORU, 12/7/97	4
12 Lisa Soulliere vs. NAU, 9/2/88	4
Lisa Soulliere vs. Tenn, 10/28/88	4
Leah Williams vs. BSU, 9/4/95	5
Meghan Barkman @ TTU, 11/3/01	4
Schylur Edelman vs. KSU, 9/22/07	5
Lauren Schaefer vs. ISU, 10/17/07	5
11 Wendy Van Whye vs. Ind., 9/16/89	5
Kathleen Bunce vs. AFA, 9/19/96	3
Meghan Barkman @ KU, 9/13/00	5
Lara Bossow vs. KSU, 9/15/04	3
Schylur Edelman vs. ISU, 10/17/07	5
10 Lisa Soulliere vs. UT, 9/3/89	5
Lisa Soulliere vs. OU, 11/24/89	4
Heather Sweeney vs. WKU, 9/16/92	3
Alison Koepeke vs. CSU, 10/19/94	3
Alison Koepeke vs. Ohio State, 9/1/95	4
Leah Williams vs. Ga. Tech, 9/3/95	5
Alison Koepeke vs. BSU, 9/4/95	5
Alison Koepeke vs. UGa., 9/7/95	5
Kathleen Bunce @ CSU, 10/24/95	5
Leah Williams vs. ISU, 11/11/95	5
Alison Koepeke vs. Villanova, 9/6/97	4
Alison Koepeke @ A&M, 10/17/97	3
Alison Koepeke @ TTU, 11/22/97	3
Meghan Barkman vs. AFA, 9/7/99	4
Meghan Barkman vs. KSU, 10/2/99	4
Meghan Barkman vs. S.Clara, 9/3/00	5
Meghan Barkman vs. A&M, 11/1/00	3
Meghan Barkman @ UT, 11/22/00	4
Josee Roberge @ T.Tech, 11/3/01	4
Meghan Barkman vs. KU, 11/24/01	3
Austin Zimmerman vs. NU, 11/11/06	5
Austin Zimmerman vs. Washington, 12/1/06	4
Kaitlyn Burkett vs. ISU, 10/17/07	5

Italics means that was once the CU record; bold is an active player and underline is the record for a match with that number of games.



NOTABLE MATCHES

TRIPLE-DOUBLES

Triple Double Breakdown

Total Triple Doubles.....	31
Kills-Digs-Assists.....	16
Kills-Digs-Blocks.....	11

Most Triple Doubles, Career

1. Elizabeth Gower, 1999-02.....	10
2. Kelly Campbell, 1996-99.....	5
3. Meghan Barkman, 1999-02.....	4
4. Lisa Soulliere, 1987-89.....	3
5. Alison Koepke, 1994-97.....	2
6. Amy Hulstrom, 1986-87.....	1
Leah Williams, 1992-95.....	1
Tegan Lynch, 1995-98.....	1

Most Triple Doubles, Season

1. Elizabeth Gower, 2000.....	6
2. Meghan Barkman, 2000, 2002.....	4
3. Lisa Soulliere, 1989.....	3
Kelly Campbell, 1998.....	3
5. Alison Koepke, 1997.....	2
Kelly Campbell, 1999.....	2
Elizabeth Gower, 2001, 2002.....	2
8. Amy Hulstrom, 1986.....	1
Leah Williams, 1995.....	1
Tegan Lynch, 1998.....	1

Most Consecutive Triple Doubles

1. Kelly Campbell, 11/25/98 – 11/27/98.....	2
Elizabeth Gower, 11/11/00 – 11/15/00.....	2
Elizabeth Gower, 11/2/02 – 11/6/02.....	2

Elizabeth Gower (10)

Date	Opponent	Kills	Digs	Ast.
9/11/00	Air Force	12	14	47
10/7/00	Texas Tech	14	12	66
11/1/00	Texas A&M	10	19	69
11/11/00	Baylor	10	19	59
11/15/00	Texas Tech	14	13	64
11/22/00	Texas	12	10	48
9/7/01	BYU	12	53	11
11/10/01	Kansas State	14	40	13
11/2/02	Texas A&M	11	12	49
11/6/02	Texas	11	10	51

Kelly Campbell (5)

Date	Opponent	Kills	Digs	Ast.
10/17/98	Texas	10	20	84
11/25/98	Nebraska	10	20	35
11/27/98	Kansas State	18	20	70
11/13/99	Texas Tech	13	15	93
11/20/99	Texas	11	14	78

Meghan Barkman (4)

Date	Opponent	Kills	Digs	Blk.
9/3/00	Santa Clara	15	10	10
10/21/00	Kansas	10	12	11
11/1/00	Texas A&M	11	19	10
11/22/00	Texas	12	12	10

Lisa Soulliere (3)

Date	Opponent	Kills	Digs	Blk.
9/3/89	Texas	16	11	10
11/17/89	Texas	11	12	15
11/24/89	Oklahoma	15	13	10

Alison Koepke (2)

Date	Opponent	Kills	Digs	Blk.
11/22/97	Texas Tech	10	14	10
12/7/97	Oral Roberts	13	13	13

Amy Hulstrom (1)

Date	Opponent	Kills	Digs	Blk.
10/11/86	Colorado-Mines	13	14	14

Leah Williams (1)

Date	Opponent	Kills	Digs	Blk.
11/11/95	Iowa State	15	12	10

Tegan Lynch (1)

Date	Opponent	Kills	Digs	Blk.
11/13/98	Texas Tech	17	15	10

DOUBLE-DOUBLES

Double-Double Breakdown

Total Double-Doubles.....	864
Kills-Digs.....	642
Digs-Assists.....	215
Kills-Assists.....	23
Kills-Blocks.....	20
Blocks-Digs.....	13

Most Double-Doubles, Career

1. Karrie Downey, 1991-94.....	69
2. Kelly Campbell, 1996-99.....	60
3. Sonja Russell, 1998-01.....	57
4. Tina Murray, 1987-90.....	51
Nicole Vranesh, 1990-93.....	51
6. Michele Kohler, 1989-92.....	48
Sarah Lodge, 1995-98.....	48
Elizabeth Gower, 1999-02.....	48
9. Rachel Wacholder, 1993-96.....	46
10. Tegan Lynch, 1995-98.....	38
11. Jennifer Sherlock, 1987-90.....	35
12. Shelly Wolfe, 1991-94.....	33
Nicole Carr, 2002-05.....	33
Amber Sutherland, 2004-08.....	33
15. Courtney Owens, 1991-95.....	26

Most Double Doubles, Kills-Digs, Career

1. Karrie Downey, 1991-94.....	69
2. Sonja Russell, 1998-01.....	57
3. Tina Murray, 1987-90.....	51
4. Michele Kohler, 1989-92.....	48
Sarah Lodge, 1995-98.....	48
6. Rachel Wacholder, 1993-96.....	46
7. Tegan Lynch, 1995-98.....	38
8. Staci Wolfe, 1991-94.....	33
Nicole Carr, 2002-05.....	33
10. Amber Sutherland, 2004-.....	31
11. Courtney Owens, 1995-98.....	26

Most Double Doubles, Digs-Assists, Career

(10 or More)	
1. Kelly Campbell, 1996-99.....	60
2. Nicole Vranesh, 1990-93.....	51
3. Jennifer Sherlock, 1987-90.....	35
Elizabeth Gower, 1999-02.....	35

Most Double Doubles, Kills-Assists, Career

1. Elizabeth Gower, 1999-02.....	15
2. Kelly Campbell, 1996-99.....	6
3. Jennifer Sherlock, 1987-90.....	1
Tegan Lynch, 1995-98.....	1

Most Double-Doubles, Kills-Blocks, Career

1. Meghan Barkman, 1999-02.....	8
2. Lisa Soulliere, 1987-89.....	4
Alison Koepke, 1994-97.....	4
4. Leah Williams, 1992-95.....	3
5. Amy Hulstrom, 1986-87.....	1

Most Double-Doubles, Digs-Blocks, Career

1. Meghan Barkman, 1999-02.....	4
Lisa Soulliere, 1987-89.....	4
3. Alison Koepke, 1994-97.....	2
4. Amy Hulstrom, 1986-87.....	1
Leah Williams, 1992-95.....	1
Kathleen Bunce, 1995-96.....	1

Most Double Doubles, Season


1. Karrie Downey, 1993.....	21
2. Karrie Downey, 1994.....	20
Sonja Russell, 1999.....	20
4. Tina Murray, 1989.....	19
Sonja Russell, 2000.....	19
6. Jennifer Sherlock, 1991.....	18
Elizabeth Gower, 2000.....	18
8. Kelly Campbell, 1999.....	17
9. Michele Kohler, 1990.....	16
Michele Kohler, 1992.....	16
Kelly Campbell, 1996.....	16
Rachel Wacholder, 1996.....	16
Kelly Campbell, 1998.....	16
Sarah Lodge, 1998.....	16
Nicole Carr, 2003.....	16
Amber Sutherland.....	16
17. Karrie Downey, 1991.....	15
Rachel Wacholder, 1995.....	15
Tegan Lynch, 1997.....	15
Tegan Lynch, 1998.....	15
Sonja Russell, 2001.....	15
Amber Sutherland, 2005.....	15

All-Time 25-25 Double Doubles

Name	Opp.	Date	Kills	Digs
Karrie Downey	NU	11/27/93	27	25
Karrie Downey	ISU	11/25/94	28	29
Rachel Wacholder	GT	9/3/95	29	34
Rachel Wacholder	ISU	11/24/95	25	40
Sarah Lodge	OU	11/2/96	36	26

All-Time 20-20 Double Doubles (25-25 Not Included)

Andrea Smith	UCCS	10/29/86	22	20
Karrie Downey	Ore.	8/31/91	23	27
Karrie Downey	KU	11/15/91	28	22
Janine Zumerchik	CSU	10/5/93	21	26
Karrie Downey	KU	11/6/93	21	22
Karrie Downey	PSU	12/9/93	34	24
Karrie Downey	A&M	9/18/94	22	27
Karrie Downey	ISU	11/5/94	20	41
Karrie Downey	CSU	11/9/94	21	25
Rachel Wacholder	OU	11/2/96	32	21
Sarah Lodge	OU	10/31/97	21	20
Sarah Lodge	TT	10/10/98	21	21
Tegan Lynch	UT	10/17/98	21	29
Sonja Russell	UT	11/20/99	25	21
Sonja Russell	TT	10/7/00	20	28
Sonja Russell	GT	12/1/00	26	21
Nicole Carr	UTA	9/13/02	20	24
Alex Buth	TTU	9/12/07	21	23



Elizabeth Gower, CU's career leader in triple-doubles

RECORDS

TEAM RECORDS



CHAMPIONSHIPS

Big 12	None
Big Eight	11993
Big Eight Tournament	21992, 1993
Colorado Invitational	101989, 1990, 1992, 1993 (CC) 1993 (PB), 1997, 1999, 2001, 2003, 2004, 2006
Mid-Season Tourneys	14

NCAA TOURNAMENT

Championships	None
Championship Game	None
Final Four	None
Elite Eight	None
Sweet 16	31993, 1994, 1997
Second Round	81993, 1994, 1996, 1997 1998, 2000, 2001, 2006
Total Appearances	16 ...1989, 1991, 1992, 1993, 1994 1995, 1996, 1997, 1998, 1999 2000, 2001, 2003, 2004, 2005 2006

CONSECUTIVES

WINS AND LOSSES

Matches Won	109/28/94 - 10/25/94
	1010/28/97 - 11/28/97
	109/16/98 - 10/16/98
Conf. Matches Won	1311/3/93 - 10/25/94
Games Won	309/28/94 - 10/25/94
Matches Lost	149/12/07-10/31/07
Conf. Matches Lost	149/12/07 - 10/31/07
Games Lost	1910/17/86 - 10/29/86

MISCELLANEOUS

5-Game Matches	510/1/05-10/16/05
3-Game Matches	129/28/94 - 11/2/94
Extra Game Matches	711/14/89 - 9/3/90
70-Plus Kill Matches	511/22/00 - 8/31/01
50-Plus Kill Matches	1710/16/99 - 9/5/00
.400 or Higher Att. Pct.	2...10/1/88-10/7/88 & 9/1/04-9/3/04
.300 or Higher Att. Pct.	410/3/91 - 10/12/91
.200 or Higher Att. Pct.	1310/22/05 - 12/2/05
.100 or Higher Att. Pct.	539/24/88 - 10/29/89
.000 or Higher Att. Pct.	6019/24/88 - 11/24/07
70-Plus Assist Matches	411/25/00 - 8/31/01
50-Plus Assist Matches	1610/16/99 - 9/3/00
10-Plus Ace Matches	69/5/92 - 9/18/99
5-Plus Ace Matches	159/24/88 - 11/5/88
1-Plus Ace Matches	2199/1/88 - 10/25/94
70-Dig Matches	49/21/90 - 9/29/90
	411/6/93 - 11/20/93
	49/3/95 - 9/8/95
50-Dig Matches	1410/3/99 - 9/3/00
15-Plus Total Blocks	39/2/88 - 9/9/88
10-Plus Total Blocks	79/3/95 - 9/17/95

KILLS

Most Kills

Season	19912,116
Game 1	10/6/99 vs. Texas Tech43
Game 2	10/5/93 vs. Colorado State36
Game 3	11/14/92 vs. Southern Cal34
Game 4	10/17/98 vs. Texas36
Game 5	9/3/89 vs. Texas25
3-Game	10/6/99 vs. Texas Tech91
4-Game	10/6/93 vs. Colorado State103
5-Game	11/13/99 vs. Texas Tech113

ATTACKS

Most Attacks

Season	19905,254
Game 1	11/24/95 vs. Iowa State92
Game 2	11/30/90 vs. Eastern Michigan78
Game 3	2X, last 11/24/95 vs. Iowa State89
Game 4	10/18/91 vs. Kansas90
Game 5	2X, last 9/11/90 at Colorado State51
3-Game	10/6/99 vs. Texas Tech208
4-Game	11/24/95 vs. Iowa State275
5-Game	3X, last 11/20/99 vs. Texas273

ATTACK PERCENTAGE

Highest Attack Percentage

Season	2005262
Game 1	11/5/91 vs. Colorado State731
Game 2	11/9/90 @ Notre Dame783
Game 3	10/19/90 @ Kansas State714
Game 4	9/13/95 @ Wyoming650
Game 5	10/12/05 vs. Kansas State538
	10/5/05 vs. Baylor538
	11/28/97 vs. Texas538
3-Game	8/31/07 vs. UNC Wilmington534
4-Game	9/1/04 vs. Denver402
5-Game	11/9/91 vs. Oklahoma353

ASSISTS

Most Assists

Season	19911,872
3-Game	10/31/97 vs. Oklahoma82
4-Game	11/27/98 @ Kansas State90
5-Game	11/13/99 @ Texas Tech108

SERVICE ACES

Most Service Aces

Season	1988253
3-Game	8/30/91 vs. Montana15
4-Game	3X, last 10/7/95 @ Kansas13
5-Game	9/1/89 vs. San Diego State17

DIGS

Most Digs

Season	19902,311
3-Game	11/20/93 vs. Missouri93
4-Game	11/24/95 vs. Iowa State127
5-Game	9/22/90 vs. Wyoming155

TOTAL BLOCKS

Most Total Blocks

Season	1988361
3-Game	12/4/98 vs. San Jose State10
4-Game	9/1/95 vs. Ohio State22
5-Game	10/17/07 vs. ISU26

TOTAL BLOCKS


Most Solo Blocks

Season	1988201
3-Game	9/29/90 vs. Iowa State11
4-Game	9/2/88 vs. Northern Arizona17
5-Game	9/3/90 vs. Texas14

BLOCK ASSISTS

Most Block Assists

Season	1995515
3-Game	12/4/98 vs. San Jose State31
4-Game	9/9/88 vs. Georgia30
5-Game	10/17/07 vs. ISU42



Alex Buth and Lauren Schaefer teamed up for a block when CU set a school record for blocks in a match against Iowa State (10/17/07)

RECORDS




NOTABLE SEASONS

The Last Time

TEAM	
100 Kills.....	115 @ TTU, 11/13/99
90 Kills.....	90 vs. KSU, 11/10/06
80 Kills.....	80 vs. TTU, 11/3/07
25 or Fewer Errors.....	18 @ UT, 11/29/08
15 or Fewer Errors.....	10 vs. TTU, 10/8/08
40 Errors.....	40 @ MU, 10/3/07
250 Attacks.....	273 vs. UT, 11/30/99
200 Attacks.....	249 vs. UNC, 9/13/08
100 or Fewer Attacks.....	86 @ NU, 10/4/08
.400 Attack %.....	534 vs. UNCW, 8/31/07
.300 Attack %.....	372 vs. TTU, 10/8/08
.100 or less Att. %.....	088 vs. BU, 11/8/08
90 Assists.....	92 vs. UT, 11/20/99
25 or Fewer Assists.....	22 @ OU, 10/15/08
10 Service Aces.....	10 vs. KU, 11/10/07
0 Service Aces.....	0 @ MU, 10/22/08
0 Service Errors.....	0 vs. Oral Roberts, 12/7/97
10 Service Errors.....	10 @ NU, 10/4/08
100 Digs.....	113 at TTU, 10/7/00
90 Digs.....	90 vs. UNC, 9/13/08
25 or Fewer Digs.....	24 @ NU, 10/4/08
10 Block Solos.....	13 vs. TAMU, 11/12/03
0 Block Solos.....	0 @ UT, 11/29/08
30 Block Assists.....	33 vs. ISU, 10/18/08
5 or Fewer Block Assists.....	4 @ OU, 10/15/08
20 Total Blocks.....	22 (12.5) vs. KSU, 11/12/08
5 or Fewer Total Blocks.....	5 (3.0) @ OU, 10/15/08

INDIVIDUAL

40 Kills.....	40, Sarah Lodge vs. UT, 11/28/97
35 Kills.....	35, Amber Sutherland vs. MU, 9/13/06
30 Kills.....	30, Emilee Sisco vs. KU, 11/10/07
25 Kills.....	26, Alex Buth vs. TAMU, 9/27/08
20 Kills.....	21, Amber Sutherland @ TTU, 10/25/08
100 Attacks.....	106, Rachel Wacholder at ISU, 11/24/95
90 Attacks.....	106, Rachel Wacholder at ISU, 11/24/95
80 Attacks.....	81, Courtney Owens at KSU, 11/27/98
70 Attacks.....	76, Sonja Russell vs. UT, 11/20/99
.800 Att. Pct.....	.833, Lauren Schaefer vs. TSU, 9/6/08
.700 Att. Pct.....	.700, Lauren Schaefer vs. TTU, 10/8/08
.600 Att. Pct.....	.700, Lauren Schaefer vs. TTU, 10/8/08
.500 Att. Pct.....	.500, Alex Penewell, vs. ISU, 10/18/08
90 Assists.....	93, Kelly Campbell at TTU, 11/13/05
80 Assists.....	93, Kelly Campbell at TTU, 11/13/05
70 Assists.....	74, Ashley Nu'u KSU, 11/1/06
10 Aces.....	10, Staci Wolfe vs. Montana, 8/30/91
5 Aces.....	5, Mallori Gibson vs. KU, 11/10/07
40 Digs.....	40, Rachel Wacholder at ISU, 11/24/95
30 Digs.....	33, Callie Webster vs. MU, 10/3/07
25 Digs.....	25, Callie Webster vs. ISU, 10/18/08
20 Digs.....	24, Callie Webster @ TTU, 10/25/08
15 Blocks.....	15, Lisa Soulliere vs. UT, 11/17/89
10 Blocks.....	12, Lauren Schaefer vs. ISU, 10/17/07



Allie Griffin

Year-by-Year Team Statistics

Year	MP/GP	Kill	Err	Att.	Pct.	KPG	Ast	APG	SA	Digs	DPG	Blks.	BPG	Pts.
1986	24/79	626	430	2,217	.088	7.92	493	6.24	111	1,060	13.42	226	2.85	824.0
1987	29/102	1,117	632	3,414	.142	10.95	925	9.07	180	1,107	10.85	205	2.01	1,488.5
1988	35/122	1,772	701	4,395	.244	14.45	1,461	11.98	253	1,607	13.12	361	2.96	2,367.5
1989	33/119	1,719	668	4,592	.229	14.45	1,513	12.72	212	1,894	15.92	324	2.72	2,250.0
1990	35/127	1,904	792	5,254	.212	14.99	1,645	12.95	198	2,311	18.20	315	2.48	2,411.5
1991	35/127	2,116	761	5,223	.259	16.66	1,872	14.74	245	2,180	17.17	300	2.36	2,657.5
1992	31/110	1,715	746	4,486	.216	15.59	1,480	13.45	222	1,716	15.60	203	1.85	2,140.0
1993	32/114	1,992	876	5,193	.215	17.47	1,695	14.87	204	2,015	17.68	205	1.80	2,405.5
1994	31/104	1,700	638	4,503	.235	16.35	1,524	14.65	170	1,830	17.60	267	2.57	2,138.0
1995	28/107	1,548	632	4,372	.210	14.47	1,353	12.64	221	1,731	16.18	331	3.09	2,099.0
1996	29/103	1,909	741	4,795	.244	18.53	1,726	16.75	168	1,805	17.36	246	2.38	2,322.5
1997	31/111	1,967	844	4,828	.233	17.92	1,794	16.16	130	1,751	15.77	277	2.49	2,372.5
1998	30/107	2,034	825	4,926	.245	19.01	1,867	17.45	145	1,864	17.42	283	2.64	2,466.5
1999	30/110	1,983	878	5,046	.219	18.03	1,805	16.41	145	1,874	17.04	270	2.45	2,397.0
2000	29/106	1,903	833	4,897	.219	17.95	1,666	15.72	129	1,836	17.32	314	2.96	2,346.0
2001	30/109	1,830	762	4,552	.235	16.79	1,711	15.70	116	1,751	16.06	304	2.79	2,244.0
2002	30/111	1,720	778	4,410	.214	15.50	1,575	14.19	152	1,620	14.59	261	2.36	2,133.5
2003	31/111	1,794	798	4,358	.229	16.16	1,644	14.81	164	1,711	15.41	265.5	2.39	2,223.5
2004	28/99	1,576	668	4,319	.238	15.92	1,439	14.54	101	1,444	14.59	250.5	2.53	1,927.5
2005	28/110	1,732	691	3,975	.262	15.75	1,633	14.85	126	1,458	13.25	245	2.23	2,103.0
2006	29/109	1,712	764	4,343	.218	15.71	1,603	14.71	153	1,624	14.90	258.5	2.37	2,123.5
2007	28/109	1,590	698	4,164	.214	14.59	1,468	13.47	127	1,507	13.83	232.0	2.13	1,949.0
2008	29/104	1,308	608	3,723	.188	12.58	1,224	11.77	88	1,500	14.42	228.5	2.20	1,624.0
Totals	695/2510	39,267	16,764	101,485	.222	15.64	35,116	13.99	3,760	39,196	15.62	6,172	2.46	48,994.0

Year-by-Year Leaders

Matches Played		Games Played		Matches Started		Kills / Kills Per Game		Assists / Assists Per Game		Service Aces		Blks. / Blocks Per Game		Points / Points Per Game	
1986	Missy Bollinger.....23	1986	Four Players.....79	1986	Melissa Bollinger.....23	1986	Andrea Smith.....160/2.03	1986	Susan Magda.....432/3.57	1986	Lucy Stearns.....23	1986	Lucy Stearns.....23	1986	Lucy Stearns.....23
	Susan Gillette.....23		Ashley Nu'u.....28		Susan Gillette.....23	1986	Tina Murray.....270/2.67	1986	J. Sherlock.....850/8.33	1986	Tina Murray.....23	1986	Tina Murray.....23	1986	Tina Murray.....23
	Kristine Gira.....23		Amber Sutherland.....28		Janine Zumerchik.....31	1986	Staci Wolfe.....449/3.87	1986	Shelly Wolfe.....1023/10.33	1986	Amber Sutherland.....28	1986	Amber Sutherland.....28	1986	Amber Sutherland.....28
	Amy Hulstrom.....23		Nicole Carr.....28		Janine Zumerchik.....31	1986	Callie Webster.....493/3.79	1986	K. Campbell.....1582/14.25	1986	Nicole Carr.....28	1986	Nicole Carr.....28	1986	Nicole Carr.....28
	Andrea Smith.....23		Allie Griffin.....28		Janine Zumerchik.....31	1986	Callie Webster.....493/3.79	1986	K. Campbell.....1582/14.25	1986	Callie Webster.....28	1986	Callie Webster.....28	1986	Callie Webster.....28
	Ashley Nu'u.....29		Alex Buth.....28		Janine Zumerchik.....31	1986	Callie Webster.....493/3.79	1986	K. Campbell.....1582/14.25	1986	Callie Webster.....28	1986	Callie Webster.....28	1986	Callie Webster.....28
	Tina Murray.....29		Alex Buth.....28		Janine Zumerchik.....31	1986	Callie Webster.....493/3.79	1986	K. Campbell.....1582/14.25	1986	Callie Webster.....28	1986	Callie Webster.....28	1986	Callie Webster.....28
	Jennifer Sherlock.....29		Alex Buth.....28		Janine Zumerchik.....31	1986	Callie Webster.....493/3.79	1986	K. Campbell.....1582/14.25	1986	Callie Webster.....28	1986	Callie Webster.....28	1986	Callie Webster.....28
	Lisa Soulliere.....29		Alex Buth.....28		Janine Zumerchik.....31	1986	Callie Webster.....493/3.79	1986	K. Campbell.....1582/14.25	1986	Callie Webster.....28	1986	Callie Webster.....28	1986	Callie Webster.....28
	Wendy Callahan.....35		Alex Buth.....28		Janine Zumerchik.....31	1986	Callie Webster.....493/3.79	1986	K. Campbell.....1582/14.25	1986	Callie Webster.....28	1986	Callie Webster.....28	1986	Callie Webster.....28
	Daria DeRuiter.....35		Alex Buth.....28		Janine Zumerchik.....31	1986	Callie Webster.....493/3.79	1986	K. Campbell.....1582/14.25	1986	Callie Webster.....28	1986	Callie Webster.....28	1986	Callie Webster.....28
	Susan Magda.....35		Alex Buth.....28		Janine Zumerchik.....31	1986	Callie Webster.....493/3.79	1986	K. Campbell.....1582/14.25	1986	Callie Webster.....28	1986	Callie Webster.....28	1986	Callie Webster.....28
	Tina Murray.....35		Alex Buth.....28		Janine Zumerchik.....31	1986	Callie Webster.....493/3.79	1986	K. Campbell.....1582/14.25	1986	Callie Webster.....28	1986	Callie Webster.....28	1986	Callie Webster.....28
	Stephanie Salgado.....35		Alex Buth.....28		Janine Zumerchik.....31	1986	Callie Webster.....493/3.79	1986	K. Campbell.....1582/14.25	1986	Callie Webster.....28	1986	Callie Webster.....28	1986	Callie Webster.....28
	Jennifer Sherlock.....35		Alex Buth.....28		Janine Zumerchik.....31	1986	Callie Webster.....493/3.79	1986	K. Campbell.....1582/14.25	1986	Callie Webster.....28	1986	Callie Webster.....28	1986	Callie Webster.....28
	Lisa Soulliere.....35		Alex Buth.....28		Janine Zumerchik.....31	1986	Callie Webster.....493/3.79	1986	K. Campbell.....1582/14.25	1986	Callie Webster.....28	1986	Callie Webster.....28	1986	Callie Webster.....28
1989	Michele Kohler.....33	1989	Rachel Wacholder.....29	1989	Melissa Bollinger.....23	1989	Andrea Smith.....160/2.03	1989	Susan Magda.....432/3.57	1989	Lucy Stearns.....23	1989	Lucy Stearns.....23	1989	Lucy Stearns.....23
	Tina Murray.....33		Callie Webster.....28		Susan Gillette.....23	1989	Tina Murray.....270/2.67	1989	J. Sherlock.....850/8.33	1989	Tina Murray.....23	1989	Tina Murray.....23	1989	Tina Murray.....23
	Stephanie Salgado.....33		Callie Webster.....28		Janine Zumerchik.....31	1989	Staci Wolfe.....449/3.87	1989	Shelly Wolfe.....1023/10.33	1989	Amber Sutherland.....28	1989	Amber Sutherland.....28	1989	Amber Sutherland.....28
	Jennifer Sherlock.....33		Callie Webster.....28		Janine Zumerchik.....31	1989	Callie Webster.....493/3.79	1989	K. Campbell.....1582/14.25	1989	Nicole Carr.....28	1989	Nicole Carr.....28	1989	Nicole Carr.....28
	Lisa Soulliere.....33		Callie Webster.....28		Janine Zumerchik.....31	1989	Callie Webster.....493/3.79	1989	K. Campbell.....1582/14.25	1989	Callie Webster.....28	1989	Callie Webster.....28	1989	Callie Webster.....28
	Wendy Van Whye.....33		Callie Webster.....28		Janine Zumerchik.....31	1989	Callie Webster.....493/3.79	1989	K. Campbell.....1582/14.25	1989	Callie Webster.....28	1989	Callie Webster.....28	1989	Callie Webster.....28
1990	Tiffany Jesteadt.....35	1990	Rachel Wacholder.....29	1990	Melissa Bollinger.....23	1990	Andrea Smith.....160/2.03	1990	Susan Magda.....432/3.57	1990	Lucy Stearns.....23	1990	Lucy Stearns.....23	1990	Lucy Stearns.....23
	Tina Murray.....35		Callie Webster.....28		Susan Gillette.....23	1990	Tina Murray.....270/2.67	1990	J. Sherlock.....850/8.33	1990	Tina Murray.....23	1990	Tina Murray.....23	1990	Tina Murray.....23
	Karrie Downey.....35		Callie Webster.....28		Janine Zumerchik.....31	1990	Staci Wolfe.....449/3.87	1990	Shelly Wolfe.....1023/10.33	1990	Amber Sutherland.....28	1990	Amber Sutherland.....28	1990	Amber Sutherland.....28
	Michele Kohler.....35		Callie Webster.....28		Janine Zumerchik.....31	1990	Callie Webster.....493/3.79	1990	K. Campbell.....1582/14.25	1990	Nicole Carr.....28	1990	Nicole Carr.....28	1990	Nicole Carr.....28
	Nicole Vranesh.....35		Callie Webster.....28		Janine Zumerchik.....31	1990	Callie Webster.....493/3.79	1990	K. Campbell.....1582/14.25	1990	Callie Webster.....28	1990	Callie Webster.....28	1990	Callie Webster.....28
	Staci Wolfe.....35		Callie Webster.....28		Janine Zumerchik.....31	1990	Callie Webster.....493/3.79	1990	K. Campbell.....1582/14.25	1990	Callie Webster.....28	1990	Callie Webster.....28	1990	Callie Webster.....28
	Katie Zabransky.....35		Callie Webster.....28		Janine Zumerchik.....31	1990	Callie Webster.....493/3.79	1990	K. Campbell.....1582/14.25	1990	Callie Webster.....28	1990	Callie Webster.....28	1990	Callie Webster.....28
1992	Karrie Downey.....31	1992	Rachel Wacholder.....29	1992	Melissa Bollinger.....23	199									

NOTABLE SEASONS & CAREERS



100 In Three Season Statistical Categories

Name	Season	Kills	Digs	Blocks	Assists
Lisa Soulliere	1988	230	147	141	19
Lisa Soulliere	1989	354	243	168	25
Wendy Van Wyhe	1990	289	114	135	8
Nicole Vranesh	1991	101	351	55	1,712
Katie Zabransky	1991	341	193	129	13
Nicole Vranesh	1993	111	358	37	1,541
Leah Williams	1994	280	282	127	16
Leah Williams	1995	266	266	177	11
Kelly Campbell	1996	126	308	56	1,519
Alison Koepke	1997	292	194	144	12
Tegan Lynch	1997	239	345	68	113
Kelly Campbell	1998	180	321	63	1,572
Kristin Engelking	1998	350	104	109	15
Tegan Lynch	1998	332	378	137	74
Meghan Barkman	1999	257	186	134	13
Kelly Campbell	1999	196	3366	1,555	75
Meghan Barkman	2000	312	223	165	22
Elizabeth Gower	2000	203	288	85	1,399
Meghan Barkman	2001	346	172	132	22
Elizabeth Gower	2001	214	243	67	1,312
Elizabeth Gower	2002	305	184	115	24
Meghan Barkman	2002	176	240	56	1,115
Ashley Nu'u	2004	119	144	63	1,146
Ashley Nu'u	2005	113	194	68	1,448
Ashley Nu'u	2006	120	179	64	1,352

400 In Two Season Statistical Categories

Name	Season	Kills	Digs	Assists
Karrie Downey	1993	501	414	26
Karrie Downey	1994	462	452	42
Sonja Russell	2000	425	406	60

300 In Two Season Statistical Categories

Name	Season	Kills	Digs	Blocks	Assists
Tina Murray	1989	449	368		21
Tiffany Jestadt	1990	415	306		62
Michele Kohler	1990	357	416		12
Tina Murray	1990	377	490		11
Karrie Downey	1991	440	370		45
Nicole Vranesh	1991	101	352		1,712
Michele Kohler	1992	364	371		8
Karrie Downey	1992	387	303		31
Nicole Vranesh	1992	99	331		1,319
Karrie Downey	1993	501	414		44
Nicole Vranesh	1993	111	358		1,541
Staci Wolfe	1993	427	369		19
Karrie Downey	1994	462	452		32
Rachel Wacholder	1994	371	318		31
Rachel Wacholder	1995	438	399		10
Kelly Campbell	1996	126	308		1,519
Rachel Wacholder	1996	456	329		48
Sarah Lodge	1997	528	322		27
Tegan Lynch	1997	329	345		113
Kelly Campbell	1998	180	321		1,572
Sarah Lodge	1998	372	321		53
Tegan Lynch	1998	332	378		137
Courtney Owens	1998	399	342		47
Kelly Campbell	1999	196	336		1,555
Sonja Russell	1999	427	375		45
Sonja Russell	2000	425	406		60
Sonja Russell	2001	320	352		82
Nicole Carr	2003	331	388		46
Amber Sutherland	2006	456	312		47



Elizabeth Gower



Sonja Russell



Karrie Downey

1,500 In Two Career Statistical Categories

Name	Seasons	Kills	Digs	Assists
Karrie Downey	1991-94	1,790	1,540	115

1,000 In Two Career Statistical Categories

Name	Seasons	Kills	Digs	Assists
Tina Murray	1987-90	1,358	1,523	52
Michele Kohler	1989-92	1,225	1,446	48
Nicole Vranesh	1990-93	372	1,248	5,261
Karrie Downey	1991-94	1,790	1,540	115
Staci Wolfe	1991-94	1,005	1,035	74
Rachel Wacholder	1993-96	1,484	1,342	140
Sarah Lodge	1995-98	1,581	1,081	134
Tegan Lynch	1995-98	1,024	1,216	303
Kelly Campbell	1996-99	592	1,247	6,228
Sonja Russell	1998-01	1,237	1,271	205
Elizabeth Gower	1999-02	801	1,083	3,933

600 In Three Career Statistical Categories

Name	Seasons	Kills	Digs	Blocks	Assists
Elizabeth Gower	1999-02	801	1,083	278	3,933

500 In Three Career Statistical Categories

Name	Seasons	Kills	Digs	Blocks	Assists
Kelly Campbell	1996-99	592	1,247	264	6,228
Meghan Barkman	1999-02	1,220	765	564	81
Elizabeth Gower	1999-02	801	1,083	278	3,933

400 In Three Career Statistical Categories

Name	Seasons	Kills	Digs	Blocks	Assists
Lisa Soulliere	1987-89	750	488	412	52
Kelly Campbell	1996-99	592	1,247	264	6,228
Alison Koepke	1994-97	702	440	441	78
Meghan Barkman	1999-02	1,220	765	564	81
Elizabeth Gower	1999-02	801	1,083	278	3,933
Ashley Nu'u	2003-06	408	573	203	4,315

300 In Three Career Statistical Categories

Name	Seasons	Kills	Digs	Blocks	Assists
Lisa Soulliere	1987-89	750	488	412	52
Jennifer Sherlock	1987-90	391	910	189	4,196
Nicole Vranesh	1990-93	372	1,248	152	5,261
Leah Williams	1992-95	832	821	391	54
Alison Koepke	1994-97	702	440	441	78
Tegan Lynch	1995-98	1,024	1,216	207	303
Kelly Campbell	1996-99	592	1,247	264	6,228
Meghan Barkman	1999-02	1,220	765	564	81
Elizabeth Gower	1999-02	801	1,083	278	3,933
Monique Gerlach	2000-03	1,427	747	355	95
Ashley Nu'u	2003-06	408	573	203	4,315

200 In Four Career Statistical Categories

Name	Seasons	Kills	Assists	Aces	Digs	Blocks
Tegan Lynch	1995-98	1,024	303	47	1,216	207
Kelly Campbell	1996-99	592	6,228	92	1,247	264
Elizabeth Gower	1999-02	801	3,933	94	1,083	278

100 In Four Career Statistical Categories

Name	Seasons	Kills	Assists	Aces	Digs	Blocks
Stephanie Salgado	1987-90	832	102	129	605	244
Jennifer Sherlock	1987-90	391	4,196	145	910	189
Tiffany Jestadt	1989-91	713	111	50	601	162
Nicole Vranesh	1990-93	372	5,261	83	1,248	152
Karrie Downey	1991-94	1,790	115	152	1,540	231
Rachel Wacholder	1993-96	1,484	140	145	1,342	156
Sarah Lodge	1995-98	1,581	134	96	1,081	216
Tegan Lynch	1995-98	1,024	303	47	1,216	207
Kelly Campbell	1996-99	592	6,228	92	1,247	264
Sonja Russell	1998-01	1,237	203	59	1,272	147
Elizabeth Gower	1999-02	801	3,933	94	1,083	278
Allie Griffin	2002-05	1,283	186	30	620	266

100 In Five Career Statistical Categories

Name	Seasons	Kills	Assists	Aces	Digs	Blocks
Stephanie Salgado	1987-90	832	102	129	605	244
Jennifer Sherlock	1987-90	391	4,196	145	910	189
Karrie Downey	1991-94	1,790	115	152	1,540	231
Rachel Wacholder	1993-96	1,484	140	145	1,342	156

RECORDS



IN OTHER BOOKS

Conf. Team Stat Champs

1991	Kills, All Matches	16.66
	Assists, All Matches	14.74
	Digs, All Matches	17.17
1992	Kills, All Matches	15.59
1993	Kills, All Matches	17.47
	Assists, All Matches	14.87
1995	Aces, Conference Matches	2.07
1996	Kills, All Matches	18.53
	Kills, Conference Matches	18.60
	Assists, All Matches	16.75
	Assists, Conference Matches	16.86
	Digs, All Matches	17.52
	Digs, Conference Matches	17.88
	Blocks, All Matches	3.42
1997	Kills, All Matches	18.12
	Kills, Conference Matches	18.56
	Assists, All Matches	16.48
	Assists, Conference Matches	16.95
1998	Kills, All Matches	19.07
	Kills, Conference Matches	19.26
	Assists, All Matches	17.45
	Assists, Conference Matches	17.71
	Digs, All Matches	17.31
1999	Kills, All Matches	18.03
	Kills, Conference Matches	18.59
	Assists, All Matches	16.37
	Assists, Conference Matches	16.59

Conf. Individual Stat Champs

1996	Kelly Campbell	Assists, All Matches	14.75
		Assists, Conference Matches	14.81
1998		Att. Pct., All Matches	406
		Att. Pct., Conference Matches	392
	Amy Hulstrom	Blocks, All Matches	1.34
1986	Sarah Lodge	Aces, Conference Matches	49
1995	Tina Murray	Digs, All Matches	3.96
1990	Jennifer Sherlock	Aces, All Matches	54
1988	Lisa Soulliere	Blocks, All Matches	1.40
1989	Nicole Vranesh	Assists, All Matches	13.67
1992		Assists, All Matches	12.36
1993		Assists, All Matches	13.49
	Rachel Wacholder	Aces, Conference Matches	60
1991	Staci Wolfe	Aces, All Matches	49
1993		Aces, All Matches	53
	Leah Williams	Blocks, All Matches	1.64

(Top 10 Only, Conf. Matches Only Since 1994)

Conf. Individual Stat Leaders

1999	Meghan Barkman	Blocks, All Matches	6th/1.31
		Blocks, Conf. Matches	6th/1.27
2000		Blocks, All Matches	3rd/1.57
		Blocks, Conf. Matches	4th/1.63
2001		Att. Pct., All Matches	3rd/360
		Att. Pct., Conf. Matches	5th/346
		Blocks, All Matches	3rd/1.43
		Blocks, Conf. Matches	3rd/1.59
2002		Blocks, All Matches	7th/1.07
		Blocks, Conf. Matches	6th/1.16
	Allison Barnes	Aces, Conf. Matches	10th/0.29
2003		Assists, All Matches	8th/10.32
		Assists, Conf. Matches	7th/10.31
	Lara Bossow	Att. Pct., All Matches	4th/369
		Att. Pct., Conf. Matches	3rd/397
	Shana Bowen	Att. Pct., All Matches	8th/344
		Att. Pct., Conf. Matches	8th/337
1999		Aces, Conf. Matches	8th/30
	Kaitlyn Burkett	Assists, All Matches	7th/11.90
		Assists, Conf. Matches	7th/11.65
2008		Assists, All Matches	6th/9.96
		Assists, Conf. Matches	6th/9.84
	Alex Buth	Aces, All Matches	10th/33
		Aces, Conf. Matches	5th/35
	Wendy Callahan	Att. Pct., All Matches	4th/328
	Kelly Campbell	Assists, All Matches	1st/14.75
		Assists, Conf. Matches	1st/14.81
		Digs, Conf. Matches	9th/3.13
1997		Assists, All Matches	2nd/14.54
		Assists, Conf. Matches	2nd/15.14
1998		Att. Pct., All Matches	1st/406
		Att. Pct., Conf. Matches	1st/392
		Assists, All Matches	2nd/14.69
		Assists, Conf. Matches	2nd/15.09
		Aces, All Matches	7th/29

		Aces, Conf. Matches	8th/29
		Digs, Conf. Matches	9th/3.25
1999		Att. Pct., All Matches	6th/324
		Assists, All Matches	2nd/14.14
		Assists, Conf. Matches	2nd/14.64
	Nicole Carr	Digs, All Matches	8th/3.50
2003		Digs, Conf. Matches	9th/3.39
	Darla DeRuiter	Att. Pct., All Matches	3rd/357
1988	Karrie Downey	Kills, All Matches	3rd/4.00
1991		Aces, All Matches	3rd/4.00
		Digs, All Matches	3rd/3.25
1992		Kills, All Matches	5th/3.65
		Digs, All Matches	9th/2.86
1993		Kills, All Matches	3rd/4.47
		Digs, All Matches	2nd/3.70
		Aces, All Matches	4th/3.38
1994		Kills, All Matches	3rd/4.49
		Kills, Conf. Matches	3rd/4.08
		Digs, All Matches	2nd/4.42
		Digs, Conf. Matches	2nd/3.81
	Schylur Edelman	Blocks, All Matches	8th/0.97
2008		Blocks, Conf. Matches	8th/0.94
	Kristin Engelking	Att. Pct., All Matches	4th/355
		Att. Pct., Conf. Matches	2nd/369
1999		Att. Pct., All Matches	4th/353
		Att. Pct., Conf. Matches	3rd/343
	Monique Gerlach	Blocks, Conf. Matches	9th/1.20
2000		Att. Pct., All Matches	5th/344
2001		Att. Pct., Conf. Matches	8th/336
		Kills, All Matches	9th/3.68
		Kills, Conf. Matches	9th/3.64
2002		Att. Pct., All Matches	9th/331
		Att. Pct., Conf. Matches	10th/316
		Kills, All Matches	7th/3.77
		Kills, Conf. Matches	5th/4.01
		Points, All Matches	8th/4.50
		Points, Conf. Matches	6th/4.69
2003		Att. Pct., All Matches	6th/320
		Att. Pct., Conf. Matches	10th/303
	Mallori Gibson	Aces, All Matches	7th/0.33
2006	Elizabeth Gower	Aces, All Matches	8th/30
		Aces, Conf. Matches	6th/33
		Digs, Conf. Matches	9th/3.36
2000		Assists, All Matches	6th/13.20
		Assists, Conf. Matches	6th/13.46
2001		Assists, All Matches	7th/12.11
		Assists, Conf. Matches	8th/12.04
2002		Assists, All Matches	9th/10.23
		Assists, Conf. Matches	9th/10.41
	Allie Griffin	Kills, All Matches	5th/4.24
2004		Kills, Conf. Matches	5th/4.29
2005		Kills, All Matches	2nd/4.58
		Kills, Conf. Matches	2nd/4.57
		Points, All Matches	3rd/5.03
		Points, Conf. Matches	2nd/4.99
		Att. Pct.,	
	Amy Hulstrom	Blocks, All Matches	1st/1.34
1986	Tiffany Jestadt	Kills, All Matches	4th/3.37
1991		Att. Pct., All Matches	10th/270
	Alison Koepke	Blocks, All Matches	5th/1.34
1995		Att. Pct., Conf. Matches	7th/296
1997		Blocks, All Matches	7th/1.31
		Blocks, Conf. Matches	9th/1.30
2006	Kristen Karlik	Digs, All Matches	4th/4.21
		Digs, Conf. Matches	4th/4.13
	Michele Kohler	Digs, All Matches	7th/3.20
1989		Kills, All Matches	7th/2.05
1990		Digs, All Matches	3rd/3.56
1991		Digs, All Matches	5th/3.05
1992		Digs, All Matches	2nd/3.47
		Aces, All Matches	5th/4.1
		Kills, All Matches	9th/3.40
	Sarah Lodge	Aces, All Matches	3rd/36
1995		Aces, Conf. Matches	1st/49
1996		Kills, All Matches	4th/4.43
		Kills, Conf. Matches	6th/4.39
		Digs, Conf. Matches	10th/3.09
1997		Kills, All Matches	3rd/4.80
		Kills, Conf. Matches	2nd/5.20
	Tegan Lynch	Digs, All Matches	10th/3.21
1997		Digs, Conf. Matches	7th/3.38
1998		Digs, All Matches	5th/3.53
		Digs, Conf. Matches	4th/3.75
	Susan Magda	Kills, All Matches	3rd/3.57
1988	Tina Murray	Digs, All Matches	5th/3.16
1989		Kills, All Matches	2nd/3.90
		Digs, All Matches	3rd/3.20
1990		Kills, All Matches	8th/3.04

		Digs, All Matches	1st/3.96
	Ashley Nu'u	Assists, All Matches	5th/12.19
2004		Assists, Conf. Matches	6th/11.79
2005		Assists, All Matches	3rd/13.16
		Assists, Conf. Matches	3rd/12.82
2006		Assists, All Matches	5th/12.52
		Assists, Conf. Matches	6th/12.69
	Courtney Owens	Kills, All Matches	7th/3.76
1998		Kills, Conf. Matches	7th/4.15
		Aces, All Matches	7th/29
		Digs, All Matches	8th/3.23
		Digs, Conf. Matches	8th/3.27
	Buffy Romero	Assists, All Matches	10th/2.39
1990	Sonja Russell	Kills, All Matches	9th/3.99
1999		Kills, Conf. Matches	9th/4.08
		Digs, All Matches	6th/3.50
		Digs, All Matches	5th/3.56
2000		Kills, All Matches	9th/4.30
		Kills, Conf. Matches	8th/4.23
		Digs, All Matches	3rd/3.83
		Digs, Conf. Matches	2nd/4.30
2001		Digs, All Matches	3rd/3.74
		Digs, Conf. Matches	2nd/4.10
	Stephanie Salgado	Kills, All Matches	9th/3.19
1988	Maragda Santillana	Kills, Conf. Matches	8th/3.72
2003		Points, Conf. Matches	9th/4.36
2004		Kills, All Matches	6th/4.17
		Kills, Conf. Matches	7th/4.21
	Lauren Schaefer	Att. Pct., Conf. Matches	13th/272
2006		Att. Pct., Conf. Matches	10th/308
2007		Att. Pct., All Matches	5th/360
2008		Att. Pct., All Matches	9th/303
	Melissa Schutz	Aces, All Matches	7th/29
1998		Aces, Conf. Matches	10th/28
	Tracy Seiler	Assists, All Matches	4th/10.42
1994		Assists, Conf. Matches	2nd/12.11
	Jennifer Sherlock	Aces, All Matches	1st/54
1988		Assists, All Matches	2nd/11.01
		Att. Pct., All Matches	5th/296
1989		Assists, All Matches	2nd/11.40
1990		Assists, All Matches	6th/9.05
	Lisa Soulliere	Att. Pct., All Matches	10th/252
1987		Blocks, All Matches	8th/1.01
		Blocks, All Matches	4th/1.21
1988		Blocks, All Matches	1st/1.40
1989		Att. Pct., All Matches	4th/330
		Kills, All Matches	10th/2.90
		Aces, All Matches	6th/3.1
	Amber Sutherland	Kills, All Matches	6th/3.86
2005		Kills, Conf. Matches	9th/3.63
		Digs, All Matches	15th/2.66
		Digs, Conf. Matches	13th/2.62
		Points, All Matches	12th/4.19
		Kills, All Matches	4th/4.18
		Kills, Conf. Matches	3rd/4.32
2006		Points, All Matches	6th/4.74
		Points, Conf. Matches	6th/4.87
	Heather Sweeney	Att. Pct., All Matches	8th/273
1992	Wendy Van Wyhe	Att. Pct., All Matches	9th/244
1989		Att. Pct., All Matches	6th/294
1990		Blocks, All Matches	3rd/1.13
1991		Att. Pct., All Matches	2nd/350
		Blocks, All Matches	9th/3.89
	Nicole Vranesh	Assists, All Matches	8th/6.00
1990		Assists, All Matches	1st/13.67
1991		Digs, All Matches	9th/2.79
1992		Assists, All Matches	1st/12.36
		Digs, All Matches	4th/2.86
1993		Assists, All Matches	1st/13.49
		Digs, All Matches	6th/3.26
	Rachel Wacholder	Att. Pct., All Matches	10th/246
1993		Kills, All Matches	6th/3.57
1994		Kills, Conf. Matches	5th/3.78
		Aces, All Matches	2nd/43
		Aces, Conf. Matches	1st/60
		Digs, All Matches	4th/3.06
		Digs, Conf. Matches	4th/3.08
1995		Kills, All Matches	3rd/4.19
		Kills, Conf. Matches	3rd/4.38
		Aces, All Matches	3rd/36
		Aces, Conf. Matches	9th/31
		Digs, All Matches	2nd/3.73
		Digs, Conf. Matches	4th/3.27
1996		Kills, All Matches	5th/4.43
		Kills, Conf. Matches	3rd/4.75
		Aces, All Matches	9th/3.35
		Aces, Conf. Matches	10th/29
		Digs, All Matches	7th/3.21
		Digs, Conf. Matches	4th/3.26
	Callie Webster		

2007		Digs, All Matches	5th/4.28
		Digs, Conf. Matches	4th/4.35
2008		Digs, All Matches	7th/3.98
		Digs, Conf. Matches	4th/4.17
	Leah Williams	Att. Pct., All Matches	4th/311
1994		Att. Pct., Conf. Matches	4th/356
		Digs, All Matches	9th/2.77
		Digs, Conf. Matches	7th/2.78
		Blocks, All Matches	2nd/1.25
		Blocks, Conf. Matches	2nd/1.17
1995		Att. Pct., All Matches	5th/346
		Att. Pct., Conf. Matches	3rd/333
		Aces, All Matches	8th/32
		Blocks, All Matches	1st/1.64
		Blocks, Conf. Matches	2nd/1.47
	Staci Wolfe	Aces, All Matches	1st/49
1991		Aces, All Matches	2nd/46
1992		Aces, All Matches	1st/53
		Kills, All Matches	5th/3.80
		Digs, All Matches	5th/3.29
	Shelly Wolfe	Assists, All Matches	4th/10.43
1995		Assists, Conf. Matches	6th/9.66
		Aces, Conf. Matches	4th/36
	Katie Zabransky	Att. Pct., All Matches	3rd/296
1991		Blocks, All Matches	5th/1.07
	Austin Zimmerman	Att. Pct., All Matches	9th/320
2006		Att. Pct., Conf. Matches	3rd/344
	Janine Zumerchik	Att. Pct., All Matches	4th/321
1992		Kills, All Matches	6th/3.50
1993		Att. Pct., All Matches	6th/309
		Att. Pct., All Matches	6th/285
		Att. Pct., Conf. Matches	3rd/402
		Kills, All Matches	10th/2.90
		Kills, Conf. Matches	10th/2.97

Bufs In The NCAA

Bufs In The NCAA
(Top 10 from 1988-1991, Top 20 from 1992-97, Top 30 from 1998-2005, Top 50 from 2006-present)

Team NCAA Stat Champions

1998	Assists Per Game	17.67
	Kills Per Game	19.01

Individual NCAA Stat Champions

1991	Assists Per Game	13.67
-------------	------------------	-------

Team NCAA Stat Leaders

1991	Kills Per Game	6th/16.66
	Assists Per Game	8th/14.74
1992	Kills Per Game	19th/15.59
1993	Kills Per Game	2nd/17.47
	Assists Per Game	7th

TOURNAMENT RECORDS



NCAA Tournament Records

CAREER SERVICE

Matches Played	Alison Koepke, 1994-97.....	8
	Sarah Lodge, 1995-98.....	8
	Tegan Lynch, 1995-98.....	8
	Courtney Owens, 1995-98.....	8
	Kelly Campbell, 1996-99.....	8
Matches Started	Alison Koepke, 1994-97.....	8
	Sarah Lodge, 1995-98.....	8
	Tegan Lynch, 1995-98.....	8
	Kelly Campbell, 1996-99.....	8
Games Played	Alison Koepke, 1994-97.....	28

MOST POINTS

Career	Karrie Downey, 1991-94.....	142.0
Season	Karrie Downey, 1993.....	55.5
3-Game Match	Leah Williams vs. Northern Iowa, 11/29/95.....	25.0
4-Game Match	Karrie Downey vs. Northern Iowa, 12/4/94.....	29.5
5-Game Match	Karrie Downey vs. Penn State, 12/7/91.....	37.5

MOST KILLS

Career	Karrie Downey, 1991-94.....	123
Season	Karrie Downey, 1993.....	53
3-Game Match	Karrie Downey vs. Illinois, 12/5/93.....	19
	Leah Williams vs. Northern Iowa, 11/29/95.....	19
4-Game Match	Sonja Russell vs. Georgia Tech, 12/1/00.....	26
5-Game Match	Karrie Downey vs. Penn State, 12/7/91.....	34
	Karrie Downey vs. Penn State, 12/9/93.....	34

MOST ATTACKS

Career	Karrie Downey, 1991-94.....	307
Season	Karrie Downey, 1993.....	119
3-Game Match	Rachel Wacholder vs. Northern Iowa, 11/29/95.....	52
4-Game Match	Karrie Downey vs. Northern Iowa, 12/4/94.....	62
5-Game Match	Karrie Downey vs. Penn State, 12/9/93.....	85

MOST ASSISTS

Career	Kelly Campbell, 1996-99.....	383
Season	Nicole Vranesh, 1993.....	140
3-Game Match	Kelly Campbell @ Hawai'i, 12/8/96.....	55
4-Game Match	Kelly Campbell vs. Oral Roberts, 12/4/96.....	74
5-Game Match	Nicole Vranesh vs. Penn State, 12/9/93.....	87

MOST SERVICE ACES

Career	Sarah Lodge, 1995-98.....	8
Season	Mallori Gibson, 2006.....	6
3-Game Match	Sarah Lodge @ Hawai'i, 12/8/96.....	4
	Mallori Gibson vs. New Mexico State, 11/30/06.....	4
4-Game Match	Rachel Wacholder vs. Northern Iowa, 12/4/94.....	3
	Austin Zimmerman vs. Hawai'i, 12/2/04.....	3
5-Game Match	Nicole Vranesh vs. Penn State, 12/7/91.....	2
	Nicole Vranesh vs. Penn State, 12/9/93.....	2
	Shana Bowen vs. Oral Roberts, 12/7/97.....	2
	Monique Gerlach @ Colorado State, 12/2/00.....	2

MOST DIGS

Career	Karrie Downey, 1991-94.....	94
Season	Kristen Karlik, 2006.....	41
3-Game Match	Shelly Wolfe vs. Northern Iowa, 11/29/95.....	16
4-Game Match	Tegan Lynch vs. Oral Roberts, 12/4/96.....	26
	Kristen Karlik vs. Washington, 12/1/06.....	26
5-Game Match	Karrie Downey vs. Penn State, 12/9/93.....	24

MOST TOTAL BLOCKS

Career	Alison Koepke, 1994-97.....	34
Season	Alison Koepke, 1997.....	17
3-Game Match	Kristin Engelking vs. San Jose State, 12/4/98.....	9
4-Game Match	Austin Zimmerman vs. Washington, 12/1/06.....	10
5-Game Match	Alison Koepke vs. Oral Roberts, 12/7/97.....	13

Colorado Invitational Records

CAREER SERVICE

Matches Played	Karrie Downey, 1991-94.....	18
	Staci Wolfe, 1991-94.....	18
	Janine Zumerchik, 1991-94.....	18
Matches Started	Karrie Downey, 1991-94.....	18
Games Played	Karrie Downey, 1991-94.....	62

MOST POINTS

Career	Karrie Downey, 1991-94.....	295.5
Season	Staci Wolfe, 1994.....	120.0
3-Game Match	Kim Taskey vs. Central Florida, 9/1/00.....	21.5
4-Game Match	Staci Wolfe vs. Texas A&M, 9/18/94.....	32.0
5-Game Match	Rachel Wacholder vs. Georgia Tech, 9/3/95.....	30.5

MOST KILLS

Career	Karrie Downey, 1991-94.....	247
Season	Staci Wolfe, 1994.....	111
3-Game Match	Kim Taskey vs. Central Florida, 9/1/00.....	21
4-Game Match	Staci Wolfe vs. Texas A&M, 9/18/94.....	31
5-Game Match	Rachel Wacholder vs. Georgia Tech, 9/3/95.....	29

MOST ATTACKS

Career	Karrie Downey, 1991-94.....	640
Season	Karrie Downey, 1994.....	292
3-Game Match	Sonja Russell vs. Central Florida, 9/1/00.....	60
4-Game Match	Staci Wolfe vs. Texas A&M, 9/18/94.....	73
5-Game Match	Rachel Wacholder vs. Georgia Tech, 9/3/95.....	72

MOST ASSISTS

Career	Jennifer Sherlock, 1987-90.....	516
Season	Nicole Vranesh, 1993.....	252
3-Game Match	Elizabeth Gower vs. Central Florida, 9/1/00.....	55
4-Game Match	Jennifer Anderson vs. Washington, 9/1/94.....	62
5-Game Match	Kelly Campbell vs. Stanford, 9/12/98.....	74

MOST SERVICE ACES

Career	Rachel Wacholder, 1993-96.....	26
Season	Karrie Downey, 1993.....	11
3-Game Match	Stephanie Salgado vs. South Carolina, 9/15/89.....	4
	Karrie Downey vs. Oregon, 9/4/92.....	4
	Rachel Wacholder vs. Tennessee, 9/2/93.....	4
	Rachel Wacholder vs. Bowling Green, 9/4/93.....	4
	Rachel Wacholder vs. Texas-Arlington, 8/30/96.....	4
	Callie Webster vs. UNC-Wilmington, 8/31/07.....	4
4-Game Match	Rachel Wacholder vs. Ohio State, 9/1/95.....	4
5-Game Match	Melissa Schutz vs. Georgia Tech, 9/3/95.....	4
	Leah Williams vs. Georgia Tech, 9/3/95.....	4

MOST DIGS

Career	Karrie Downey, 1991-94.....	252
Season	Karrie Downey, 1994.....	111
3-Game Match	Kristen Karlik, 2006.....	21
4-Game Match	Karrie Downey vs. Texas A&M, 9/18/94.....	27
5-Game Match	Rachel Wacholder vs. Georgia Tech, 9/3/95.....	34

MOST TOTAL BLOCKS

Career	Lisa Soulliere, 1987-89.....	50
Season	Leah Williams, 1995.....	22
3-Game Match	Meghan Barkman vs. Central Florida, 9/1/00.....	9
4-Game Match	Wendy Van Wyhe vs. Indiana, 9/16/89.....	11
5-Game Match	Leah Williams vs. Georgia Tech, 9/3/95.....	10
	Meghan Barkman vs. Santa Clara, 9/3/00.....	10

RECORDS



COORS EVENTS CENTER RECORDS

Team Records

MOST POINTS – NON-RALLY SCORING (1986-2000)

Season	1994	812
3-Game Match	vs. Texas Tech, 10/6/99	49
4-Game Match	vs. Oklahoma, 10/11/96	60
	vs. Michigan State, 9/16/94	60
	vs. Michigan, 9/18/93	60
5-Game Match	vs. Wyoming, 9/22/90	74

MOST POINTS – RALLY SCORING (2001-PRESENT)

Season	2006	1599
3-Game Match	vs. Texas, 10/10/01	95
4-Game Match	vs. Iowa State, 9/27/03	122
5-Game Match	vs. Kansas State, 11/1/06	135

MOST KILLS

Season (15 pt)	1996	1,125
Season (25 pt)	2008	703
Season (30 pt)	2006	994
3-Game Match	vs. Texas Tech, 10/6/99	91
4-Game Match	vs. Texas Tech, 11/13/98	95
	vs. Oral Roberts, 12/4/96	95
5-Game Match	vs. Texas, 11/28/97	107

MOST ATTACKS

Season (15 pt)	1996	2,800
Season (25 pt)	2008	1,933
Season (30 pt)	2006	2,405
3-Game Match	vs. Nebraska, 10/9/96	195
4-Game Match	vs. Kansas State, 11/7/98	254
5-Game Match	vs. Texas, 11/20/99	273
	vs. Texas, 10/17/98	273
	vs. Wyoming, 9/22/90	273

BEST ATTACK PCT.

Season (15 pt)	1995	376
Season (25 pt)	2008	195
Season (30 pt)	2005	264
3-Game Match	vs. UNC-Wilmington, 8/31/07	534
4-Game Match	vs. Denver, 9/1/04	402
5-Game Match	vs. Kansas State, 10/12/05	345

MOST ASSISTS

Season (15 pt)	1998	1,108
Season (25 pt)	2008	650
Season (30 pt)	2006	994
3-Game Match	vs. Oklahoma, 10/31/97	82
4-Game Match	vs. Texas Tech, 11/13/98	86
	vs. Oral Roberts, 12/4/96	86
5-Game Match	vs. Texas, 10/17/98	103

MOST ACES

Season (15 pt)	1988	108
Season (25 pt)	2008	34
Season (30 pt)	2006	86
3-Game Match	10 times (last vs. UNC-Wilmington, 8/31/07)	11
4-Game Match	vs. Tennessee, 10/29/88	12
5-Game Match	vs. Georgia Tech, 9/3/95	14

MOST DIGS

Season (15 pt)	1996	1,092
Season (25 pt)	2008	573
Season (30 pt)	2006	892
3-Game Match	vs. Texas A&M, 11/1/00	81
4-Game Match	vs. Kansas, 11/15/91	112
5-Game Match	vs. Wyoming, 9/22/90	155

MOST TOTAL BLOCKS

Season (15 pt)	1988	170.5
Season (25 pt)	2008	133.5
Season (30 pt)	2004	166
3-Game Match	vs. Colorado State, 10/19/94	18
4-Game Match	vs. Ohio State, 9/1/95	22
5-Game Match	vs. Iowa State, 10/13/07	26

Individual Records

CAREER SERVICE

Matches Played	Kelly Campbell, 1996-99	61
Matches Started	Kelly Campbell, 1996-99	61
Games Played	Kelly Campbell, 1996-99	218

MOST POINTS

Career	Sarah Lodge, 1995-98	935.5
Season	Rachel Wacholder, 1996	317.5
3-Game Match	Sonja Russell vs. Texas A&M, 11/1/00	26.5
4-Game Match	Karrie Downey vs. Kansas, 11/15/91	35.0
5-Game Match	Sarah Lodge vs. Texas, 11/28/97	40.5

MOST KILLS

Career	Sarah Lodge, 1995-98	826
Season	Rachel Wacholder, 1996	272
3-Game Match	Rachel Wacholder vs. Baylor, 11/22/96	24
	Sonja Russell vs. Texas A&M, 11/1/00	24
4-Game Match	Staci Wolfe vs. Texas A&M, 9/18/94	31
5-Game Match	Sarah Lodge vs. Texas, 11/28/97	40

MOST ATTACKS

Career	Rachel Wacholder, 1993-96	2,032
Season	Karrie Downey, 1994	703
3-Game Match	Rachel Wacholder vs. Colorado State, 10/19/94	61
4-Game Match	Staci Wolfe vs. Texas A&M, 9/18/94	73
5-Game Match	Rachel Wacholder vs. Iowa State, 11/11/95	77

MOST ASSISTS

Career	Kelly Campbell, 1996-99	3,252
Season	Kelly Campbell, 1996	884
3-Game Match	Kelly Campbell vs. Oklahoma, 10/31/97	75
	Kelly Campbell vs. Texas Tech, 10/6/99	75
4-Game Match	Kelly Campbell vs. Oral Roberts, 12/4/96	74
5-Game Match	Kelly Campbell vs. Texas, 11/28/97	88

MOST SERVICE ACES

Career	Rachel Wacholder, 1993-96	79
Season	Jennifer Sherlock, 1988	27
3-Game Match	Karrie Downey vs. Iowa State, 10/16/93	6
4-Game Match	Jennifer Sherlock vs. Kansas, 11/7/87	5
	Staci Wolfe vs. Colorado State, 11/5/91	5
	Rachel Wacholder vs. Colorado state, 10/4/95	5
5-Game Match	Tina Murray vs. Oklahoma, 9/17/87	4
	Karrie Downey vs. Wyoming, 9/29/92	4
	Melissa Schutz vs. Georgia Tech, 9/3/95	4
	Leah Williams vs. Georgia Tech, 9/3/95	4
	Elizabeth Gower vs. Baylor, 9/25/99	4

MOST DIGS

Career	Kelly Campbell, 1996-99	674
Season	Karrie Downey, 1994	229
3-Game Match	Karrie Downey vs. Colorado State, 10/19/94	22
4-Game Match	Staci Wolfe vs. Kansas, 11/15/91	28
5-Game Match	Rachel Wacholder vs. Georgia Tech, 9/3/95	34

MOST TOTAL BLOCKS

Career	Meghan Barkman, 1999-01	224
Season	Meghan Barkman, 1999	86
3-Game Match	Kathleen Bunce vs. Air Force, 9/19/96	11
	Lara Bossow vs. Kansas State, 9/15/04	11
4-Game Match	Lisa Soulliere vs. Northern Arizona, 9/2/88	12
	Lisa Soulliere vs. Tennessee, 10/29/88	12
5-Game Match	Alison Koepke vs. Oral Roberts, 12/7/97	13

RECORDS

1986



(6-18 • 0-5 vs. Big Eight Opponents • 3-4 Home • 2-8 Away • 1-6 Neutral)

-----Team Statistical Totals-----

-----Individual Statistical Leaders-----

Date	Opponent	H/A	W/L	Score	K	Att%	Ast	SA	Dig	TB	Kills	Digs	Blocks	Assists
9/4	* Iowa State	H	L	1-15, 5-15, 7-15	6	-.310	6	4	58	2.0	A.H./A.S. (2)	Bollinger (20)	Gira (1)	Gillette (6)
9/10	Montana State	H	L	5-15, 4-15, 10-15	20	.111	13	1	27	6.0	M.B./A.S. (6)	Stearns (6)	Smith (4)	Stearns (11)
9/12	^ New Mexico	A	L	2-15, 3-15, 4-15	10	-.185	9	1	12	15.0	Hulstrom (4)	AH/SG/AS (3)	Hulstrom (7)	Gillette (7)
9/13	^ Montana State	N	L	10-15, 9-15, 6-15	19	.000	15	8	28	6.0	Bollinger (8)	Gillette (9)	KE/SG/AH/AS (2)	Gillette (13)
9/13	^ Rhode Island	N	L	2-15, 9-15, 9-15	13	-.063	50	0	14	8.0	MB/KE/AH (3)	KE/SG (3)	Hulstrom (4)	Gillette (4)
9/16	Denver	A	L	8-15, 15-13, 16-18, 4-15	42	.064	31	12	70	7.0	Smith (10)	MB/SG (14)	Eddy (5)	Gillette (26)
9/21	Nevada-Reno	H	L	4-15, 6-15, 3-15	15	.027	11	2	55	7.0	Smith (6)	Gira (11)	Hulstrom (6)	Gillette (11)
10/1	UCCS	A	W	15-10, 15-10, 17-15	Information not available for this match.									
10/4	Western State	A	W	15-9, 15-8, 8-15, 15-7	44	.277	35	2	34	9.0	Smith (14)	Smith (10)	Hulstrom (4)	Gillette (31)
10/9	Fort Lewis	A	L	5-15, 15-8, 15-11, 15-3	Information not available for this match.									
10/9	Western State	N	W	15-7, 15-12, 12-15, 8-15, 15-5	Information not available for this match.									
10/11	Colo.-Mines	H	W	12-15, 15-7, 15-12, 14-16, 15-5	60	.134	50	2	174	23.0	Bollinger (15)	Gillette (39)	Hulstrom (14)	Gillette (40)
10/17	* Iowa State	A	L	2-15, 6-15, 1-15	12	.061	12	4	12	2.0	Bollinger (4)	SG/KG (3)	Hulstrom (2)	Gillette (9)
10/19	*+Missouri	N	L	12-15, 5-15, 10-15	34	.325	26	10	18	5.0	Smith (10)	Gillette (7)	Eddy (3)	Gillette (23)
10/23	* Kansas	A	L	3-15, 5-15, 5-15	21	.161	16	3	5	3.0	Smith (6)	Gillette (10)	KE/SG/AH (1)	Gillette (16)
10/24	%Tulsa	N	L	14-16, 15-17, 8-15	26	.163	21	6	9	7.0	Bollinger (8)	Gillette (8)	Eddy (4)	Gillette (20)
10/25	%Kansas State	N	L	5-15, 5-15, 1-15	6	-.192	8	1	4	4.0	Smith (3)	Bollinger (6)	Eddy (3)	Gillette (5)
10/25	%Wichita State	A	L	6-15, 5-15, 12-15	26	.065	17	6	4	7.0	Smith (9)	Gillette (13)	Eddy (5)	Gillette (15)
10/29	UCCS	H	W	6-15, 15-5, 14-16, 16-14, 16-14	58	.126	33	2	6	32.0	Smith (22)	Stearns (30)	Hulstrom (13)	Stearns (31)
11/5	Denver	H	W	16-14, 15-1, 15-3	33	.279	17	0	0	21.0	Gillette (10)	Stearns (19)	Hulstrom (13)	Stearns (13)
11/7	Oral Roberts	A	L	11-15, 6-15, 9-15	26	.271	23	7	13	2.0	Gillette (9)	Bollinger (10)	MB/AH (1)	Stearns (16)
11/8	* Oklahoma	A	L	6-15, 13-15, 6-15	13	.135	9	11	15	4.0	Smith (4)	Gillette (5)	MG/KG/AH/AS (1)	Gillette (4)
11/13	Utah State	H	L	9-15, 15-11, 7-15, 4-15	28	.066	27	3	2	29.0	Smith (7)	Stearns (16)	Hulstrom (18)	Stearns (18)
11/21	& Oklahoma	N	L	10-15, 0-15, 5-15	22	.143	21	6	15	0.0	Smith (7)	Bollinger (5)	no blocks	Gillette (15)

* - Big Eight Conference Match; ^ - New Mexico Lobo Invitational, Albuquerque, N.M.; + - Match Played In Ames, Iowa; % - Wichita State Tournament, Wichita, Kan.; & - Big Eight Conference Tournament, Kansas City, Mo.; All Home Games Played At Balch Fieldhouse.

Team Statistics

Player	MP-MS	GP	K	E	TA	Pct.	Ast.	SA	SE	RE	Dig	BS	BA	TB	BE
Bollinger	23-23	79	128	101	531	.051	5	21	64	52	204	13	15	28	8
Capra	22-0	47	0	1	3	-.333	1	4	10	3	45	0	0	0	0
Deluzio	13-4	33	21	13	83	.096	1	4	13	10	26	0	3	3	4
Eddy	17-17	56	55	35	155	.129	8	0	5	5	32	23	21	44	14
Gillette	23-23	79	91	46	291	.155	343	20	35	9	207	13	28	41	13
Gira	23-18	71	59	52	234	.030	14	13	42	26	135	15	17	32	14
Hulstrom	23-23	79	101	44	279	.204	14	12	44	8	98	66	42	108	25
Smith	23-23	79	160	132	605	.046	6	14	41	67	169	17	19	36	9
Stearns	21-7	70	11	6	38	.132	101	23	33	5	144	2	8	10	3
TOTALS	24	79	626	430	2219	.088	493	111	287	185	1060	149	153	225	90

Team Roster

No.	Name	Pos.	Ht.	Yr.	Hometown (High School / College)
1	Susan Gillette	S	5-7	So.	Northglenn, Colo. (Northglenn/Idaho)
2	Meghan Capra	DS	5-3	So.	Denver, Colo. (Marycrest)
3	Kelly Eddy	MB	5-11	Fr.	Golden, Colo. (Longmont)
4	Lucy Stearns	S	5-8	Fr.	Littleton, Colo. (Arapahoe)
5	Kristine Gira	LS	5-9	Fr.	Littleton, Colo. (Heritage)
7	Denise Deluzio	RS	5-11	So.	Arvada, Colo. (Pomona)
10	Melissa Bollinger	LS	5-11	Fr.	Luverne, Minn. (Luverne)
11	*Lisa Soulliere	MB	6-1	Jr.	Littleton, Colo. (Columbine/Nebraska)
12	Amy Hulstrom	MB	6-0	So.	Broomfield, Colo. (Northglenn)
13	Andi Smith	LS	5-11	Fr.	Sterling, Colo. (Sterling)
15	*Susan Magda	LS	5-10	Jr.	Arvada, Colo. (Arvada/Hastings)

*-Spent the season as a redshirt.

HEAD COACH: Brad Saindon (Arizona State '76, Oklahoma '84)
ASSISTANT COACH: Jim Miret (Denver '81)

1986 Milestones

- ✓ April 26 - CU adds women's volleyball as a sport and hires Brad Saindon as head coach.
- ✓ Sept. 4 - The Buffs fall to Iowa State at the Balch Fieldhouse in the first match in CU history. The Cyclones took just 26 minutes to dismantle the young Buffs.
- ✓ Oct. 1 - CU records its first victory, a 3-0 win at CU-Colorado Springs in the program's eighth match.
- ✓ Oct. 11 - CU records its second two-match win streak with a win over Colorado School of Mines at Balch, this is also the first home win in program history.
- ✓ SEASON - The Buffs, composed entirely of walk-on's, manage a 6-18 record in what was essentially an exhibition season.
- ✓ SEASON - The Buffs are led by Melissa Bollinger, Susan Gillette, Amy Hulstrom and Andi Smith, who all played in all 79 games this season.
- ✓ SEASON - The roster has only two upperclassmen on it, Lisa Soulliere and Susan Magda, who were both transfers and had to redshirt. Of those who played, five were freshmen and four were sophomores.

HISTORY



1987

(9-20 • 3-9 Big Eight (t-5th) • 4-9 Home • 3-9 Away • 2-2 Neutral)

Date	Opponent	H/A	W/L	Score	Team Statistical Totals							Individual Statistical Leaders		
					K	Att%	Ast	SA	Dig	TB	Kills	Digs	Blocks	Assists
9/2	at Colo. St. (10)	A	L	5-15, 3-15, 3-15	18	.027	12	0	14	3	WC/TM (5)	Murray (6)	JS/SS (2)	Sherlock (9)
9/6	Stanford (4)	H	L	4-15, 5-15, 3-15	20	.056	16	1	23	11	Magda (6)	Murray (12)	SS/LS (5)	Sherlock (16)
9/11	# -Michigan State	H	W	15-7, 15-10, 15-9	37	.181	28	1	44	8	Murray (10)	Murray (11)	Soulliere (4)	Sherlock (27)
9/11	# -Louisville	H	W	15-3, 15-7, 13-15, 15-13	54	.218	45	8	52	6	WC/SM (12)	Murray (19)	Hulstrom (3)	Sherlock (38)
9/12	# -N. Iowa	H	L	1-15, 10-15, 4-15	26	.017	24	3	25	9	Murray (9)	Murray (12)	Salgado (6)	Sherlock (23)
9/17	* Oklahoma	H	L	3-15, 7-15, 15-11, 16-14, 10-15	44	.051	36	10	60	9	TM/LS (10)	Murray (19)	Soulliere (6)	Sherlock (32)
9/18	^ George Wash.	N	W	12-15, 9-15, 15-8, 15-4, 17-15	56	.170	49	12	63	10	Murray (19)	Murray (17)	Soulliere (7)	Sherlock (46)
9/19	^ Minnesota (RV)	N	L	1-15, 14-16, 9-15	27	.057	26	5	28	8	Murray (7)	Sherlock (9)	Callahan (5)	Sherlock (23)
9/19	^ at Wyoming	A	L	7-15, 10-15, 10-15	39	.168	35	2	34	3	Murray (11)	Murray (10)	Salgado (2)	Sherlock (34)
9/25	Illinois State	H	L	12-15, 10-15, 7-15	31	.055	27	4	33	6	Murray (10)	Murray (8)	WC/SS (3)	Sherlock (26)
9/30	Wyoming	H	L	5-15, 12-15, 4-15	27	.035	24	4	30	7	Salgado (8)	Murray (7)	Soulliere (4)	Sherlock (23)
10/2	* Nebraska (4)	H	L	4-15, 5-15, 11-15	32	.119	24	4	28	4	Murray (8)	Murray (10)	Soulliere (3)	Sherlock (24)
10/3	at Regis	A	W	16-14, 8-15, 15-13, 15-8	58	.161	43	13	64	10	Murray (15)	Sherlock (15)	Soulliere (6)	Sherlock (42)
10/10	* Kansas State	H	L	6-15, 13-15, 10-15	26	.057	23	7	45	8	Murray (8)	Murray (15)	SS/LS (4)	Sherlock (22)
10/15	* at Oklahoma	A	L	0-15, 1-15, 16-14, 7-15	23	-.087	21	5	29	6	Magda (9)	Murray (7)	Soulliere (4)	Sherlock (21)
10/16	* at Kansas State	A	L	9-15, 9-15, 15-11, 9-15	35	.130	31	9	53	8	Murray (12)	KB/WC/LS (9)	SS/LS (4)	Sherlock (26)
10/17	* at Kansas	A	L	15-9, 7-15, 2-15, 7-15	41	.141	37	6	68	6	SM/TM (8)	Murray (15)	Soulliere (4)	Sherlock (34)
10/24	* Iowa State	H	L	7-15, 13-15, 14-16	52	.162	41	2	40	5	Magda (15)	Sherlock (10)	WC/LS (2)	Sherlock (37)
10/29	* at Nebraska (7)	A	L	6-15, 3-15, 5-15	23	.108	17	1	25	3	WC/TM (5)	Callahan (6)	Callahan (2)	Sherlock (16)
10/30	* at Missouri	A	W	15-11, 15-10, 15-8	44	.283	41	7	48	5	Magda (12)	TM/JS (12)	Soulliere (2)	Sherlock (37)
10/31	* at Iowa State	A	L	0-15, 13-15, 10-15	25	.158	22	7	51	7	KB/SS (5)	Callahan (9)	WC/SS (4)	Sherlock (18)
11/3	Colorado St. (5)	H	L	15-10, 4-15, 9-15, 8-15	51	.248	42	11	35	6	Murray (13)	Murray (12)	Soulliere (4)	Sherlock (42)
11/6	* Missouri	H	W	15-4, 15-6, 15-11	39	.253	34	8	31	7	Magda (13)	Gira (8)	Soulliere (5)	Sherlock (34)
11/7	* Kansas	H	W	15-8, 13-15, 15-3, 15-11	49	.209	38	13	43	8	Murray (14)	Sherlock (9)	Soulliere (6)	Sherlock (33)
11/12	at San Diego	A	W	1-15, 15-6, 12-15, 15-12, 15-7	61	.222	44	16	47	10	Magda (15)	Murray (12)	Soulliere (5)	Sherlock (40)
11/13	at LBSU (18)	A	L	11-15, 6-15, 6-15	33	.149	31	6	13	7	Murray (10)	Salgado (4)	Soulliere (3)	Sherlock (27)
11/14	at Cal-Irvine	A	L	10-15, 14-16, 8-15	43	.307	36	3	23	8	Callahan (10)	Murray (6)	Salgado (4)	Sherlock (35)
11/20	& Iowa State	N	W	5-15, 12-15, 15-12, 15-9, 16-14	65	.180	51	13	52	12	Murray (20)	Sherlock (15)	WC/LS (5)	Sherlock (45)
11/21	& Oklahoma	N	L	1-15, 3-15, 3-15	23	.063	21	0	21	4	KB/WC/TM/LS (4)	TM/JS/LS (4)	WC/LS (2)	Sherlock (20)

* - Big Eight Conference Match; #-Colorado Coors Invitational, Boulder, Colo.; ^ - Wyoming Invitational Volleyball Classic, Laramie, Wyo.; & - Big Eight Conference Tournament, Salina, Kan.; -Match played at the Coors Events Center, all other home matches at Balch Fieldhouse.

Team Statistics

Player	MP-MS	GP	K	E	TA	Pct.	Ast.	SA	SE	RE	Dig	BS	BA	TB	BE
Bruce	25-7	73	87	53	242	.140	10	18	16	55	79	1	6	7	4
Callahan	29-28	100	173	97	534	.142	14	14	41	1	161	16	45	61	18
Capra	15-0	37	0	0	4	.000	0	1	5	2	12	0	0	0	0
Gira	26-0	52	3	3	24	.000	4	0	5	2	50	0	2	2	0
Hulstrom	24-2	52	9	10	47	-.021	3	0	1	2	24	3	7	10	2
Magda	27-24	91	184	124	599	.100	4	12	37	82	106	3	12	15	5
Murray	29-29	101	270	150	878	.137	9	43	85	58	272	5	11	16	3
Salgado	28-24	93	121	91	395	.076	16	32	71	3	74	23	41	64	13
Sherlock	29-29	102	82	31	248	.206	850	37	44	1	197	3	28	31	7
Smith	7-0	11	6	8	38	-.053	0	0	4	5	10	1	0	1	0
Soulliere	29-29	102	166	64	404	.252	8	22	52	9	98	46	57	103	14
Zastrow	26-1	61	1	2	3	-.333	1	2	5	1	25	0	0	0	0
TOTALS	29	102	1102	633	3416	.137	919	181	366	221	1108	101	209	205	66

Team Roster

No.	Name	Pos.	Ht.	Yr.	Hometown (High School / College)
2	Meghan Capra	DS	5-3	Jr.	Denver, Colo. (Marycrest)
3	Kristin Zastrow	DS	5-6	Fr.	Avon, Colo. (Battle Mountain)
4	Tina Murray	LS	5-7	Fr.	Calumet City, Ill. (Thornridge)
5	Kristine Gira	LS	5-10	So.	Littleton, Colo. (Heritage)
6	Wendy Callahan	LS	5-11	Jr.	Parker, Colo. (Ponderosa/Montana State)
7	*Darla DeRuiter	MB	6-1	Jr.	Gilcrest, Colo. (Valley/Colorado State)
9	Kellie Bruce	LS	6-0	Fr.	Fountain Valley, Calif. (Fountain Valley)
10	Jennifer Sherlock	S	5-9	Fr.	Flossmoor, Ill. (Homewood-Flossmore)
11	Lisa Soulliere	MB	6-1	So.	Littleton, Colo. (Columbia/Nebraska)
12	Amy Hulstrom	MB	6-0	Jr.	Broomfield, Colo. (Northglenn)
13	Andi Smith	LS	5-11	So.	Sterling, Colo. (Sterling)
15	Susan Magda	LS	5-10	Jr.	Arvada, Colo. (Arvada/Hastings)
16	Stephanie Salgado	RS	6-1	Fr.	Yucaipa, Calif. (Yucaipa)

*-Spent the season as a redshirt.

HEAD COACH: Brad Saindon (Arizona State '76, Oklahoma '84)
ASSISTANT COACHES: Jim Miret (Denver '81); Liz Bitner (Northern Colorado '80)

1987 Milestones

- ✓ **Sept. 11**-CU hosts its first ever tournament, the Coors Invitational, and sweeps Michigan State in the first round. This was the Buffs first-ever win over a Division I opponent and just the second match played at the Coors Events Center.
- ✓ **Sept. 17**-As 1986 matches against Big Eight opponents didn't count as conference matches, the Buffs host Oklahoma and take them to five games at Balch Fieldhouse in the program's first Big Eight match.
- ✓ **Oct. 30**-Missouri becomes the first conference victim of the Buffs as CU swept the Tigers in Columbia.
- ✓ **Nov. 6**-The Buffs get their first-ever sweep of a conference opponent by sweeping Missouri in Boulder, this is also the Buffs first conference home victory.
- ✓ **Nov. 20**-CU defeats Iowa State in five games at the Big Eight Tournament in Salina, Kan., and wins the first post-season match in program history.
- ✓ **SEASON**-Playing in its first season with scholarship players, CU finishes tied for fifth in the Big Eight.
- ✓ **SEASON**-The Buffs are led in kills and digs by freshman Tina Murray, while Sophomore Lisa Soulliere leads the team in hitting percentage and blocks and freshman Jennifer Sherlock led in assists.

HISTORY

1988



(22-13 • 8-4 Big Eight (3rd) • 11-4 Home • 6-7 Away • 5-2 Neutral)

Date	Opponent	H/A	W/L	Score	Rank	-----Team Statistical Totals-----							-----Individual Statistical Leaders-----			
						K	Att%	Ast	SA	Dig	TB	Kills	Digs	Blocks	Assists	
9/1	Southern Cal (11)	H	L	13-15, 13-15, 5-15	—	35	.080	28	6	26	8	Magda (9)	TM/JS (6)	WC/LS (3)	Sherlock (28)	
9/2	N. Arizona	H	W	15-10, 15-10, 12-15, 15-11	—	48	.163	34	9	60	19	Salgado (16)	Murray (18)	Soulliere (12)	Sherlock (33)	
9/7	at Colorado St. (10)	A	L	8-15, 20-18, 9-15, 10-15	—	59	.113	43	5	21	16	Magda (12)	Murray (7)	Sherlock (6)	Sherlock (42)	
9/9	^ Georgia	N	W	15-11, 15-9, 11-15, 15-11	—	57	.320	45	5	28	15	Salgado (12)	Sherlock (10)	Soulliere (7)	Sherlock (43)	
9/10	^ E. Michigan	N	W	15-6, 15-4, 15-12	—	38	.280	30	14	27	9	DD/SM (9)	Magda (7)	WC/SM (4)	Sherlock (27)	
9/10	^ at Indiana	A	L	12-15, 14-16, 12-15	—	42	.189	30	8	30	5	Magda (11)	TM/JS (7)	Sherlock (3)	Sherlock (29)	
9/16	# Mississippi	H	W	15-6, 15-6, 15-10	—	44	.238	32	4	41	12	Sherlock (9)	Murray (11)	Salgado (5)	Sherlock (27)	
9/16	# Wyoming (RV)	H	W	15-12, 15-6, 15-6	—	40	.313	31	8	39	8	Salgado (11)	Murray (11)	WC/SS/LS (3)	Sherlock (30)	
9/17	# Memphis	H	W	15-12, 15-10, 15-2	—	50	.378	42	9	34	12	Magda (11)	Magda (12)	LS/TM (4)	Sherlock (41)	
9/17	# N. Mexico (RV)	H	L	15-6, 2-15, 15-11, 0-15, 7-15	—	70	.226	62	6	72	14	Salgado (15)	Soulliere (15)	Soulliere (7)	Sherlock (56)	
9/20	at Wyoming (RV)	A	W	15-7, 15-7, 15-2	—	40	.431	41	4	37	9	Magda (12)	Murray (17)	Soulliere (6)	Sherlock (39)	
9/23	@ at N. Mexico (RV)	A	L	15-9, 7-15, 4-15, 10-15	—	49	-.015	44	2	31	5	Salgado (16)	Salgado (6)	Salgado (4)	Sherlock (41)	
9/24	@ Houston	N	L	11-15, 6-15, 10-15	—	25	.022	21	3	36	7	Salgado (7)	TM/SS (7)	Salgado (4)	Sherlock (12)	
9/24	@ UTEP	N	W	15-3, 15-8, 15-4	—	48	.355	38	8	32	3	Magda (13)	Salgado (8)	WC/DD/JS (2)	Sherlock (29)	
9/29	* at Oklahoma (RV)	A	L	14-16, 15-8, 15-10, 12-15, 12-15	—	75	.242	58	14	66	16	Salgado (18)	Magda (18)	Sherlock (8)	Sherlock (55)	
10/1	* at Iowa State	A	W	15-5, 15-7, 15-13	—	48	.408	32	5	45	12	Magda (14)	Sherlock (10)	Soulliere (6)	Sherlock (30)	
10/7	* at Kansas State	A	W	15-7, 15-13, 15-7	—	55	.462	56	7	43	8	Magda (21)	Murray (14)	Soulliere (5)	Sherlock (50)	
10/8	* at Nebraska (8)	A	L	11-15, 9-15, 15-13, 7-15	—	65	.209	47	7	41	9	Magda (22)	Murray (10)	DD/JS (4)	Sherlock (43)	
10/13	* Oklahoma (16)	H	L	8-15, 16-14, 6-15, 10-15	—	68	.256	63	9	61	10	Magda (22)	Salgado (16)	Soulliere (4)	Sherlock (57)	
10/15	* Missouri	H	W	15-10, 15-9, 15-4	—	41	.322	34	8	25	8	Salgado (14)	Magda (8)	Soulliere (4)	Sherlock (32)	
10/17	+ Duke	N	W	15-4, 15-8, 15-8	—	39	.232	32	10	39	7	SM/SS (8)	Murray (13)	DD/TM/SS (2)	Sherlock (30)	
10/21	* at Kansas	A	W	16-14, 15-8, 17-15	—	54	.201	41	12	57	14	Salgado (14)	Murray (12)	Callahan (5)	Sherlock (36)	
10/22	* at Missouri	A	W	11-15, 15-4, 10-15, 15-3, 15-10	—	72	.262	55	10	78	11	Salgado (21)	Murray (22)	Soulliere (8)	Sherlock (50)	
10/28	Utah	H	W	15-7, 15-8, 15-7	—	38	.256	31	8	38	10	Salgado (13)	Murray (11)	DeRuitter (5)	Sherlock (27)	
10/29	Tennessee	H	W	15-7, 17-15, 12-15, 15-10	—	61	.262	46	12	58	16	SM/SS (12)	Murray (21)	Soulliere (12)	Sherlock (45)	
11/2	Colorado St. (RV)	H	W	19-17, 9-15, 4-15, 15-12, 15-11	—	85	.163	72	9	91	15	Magda (22)	Murray (21)	JS/LS (3)	Sherlock (66)	
11/4	* Kansas State	H	W	12-15, 15-4, 15-13, 15-8	—	69	.263	58	6	83	12	Magda (19)	Murray (26)	Soulliere (6)	Sherlock (56)	
11/5	* Kansas	H	W	15-3, 15-3, 15-4	—	44	.450	38	5	41	9	Soulliere (10)	Murray (11)	Callahan (3)	Sherlock (32)	
11/10	* Nebraska (5)	H	L	8-15, 1-15, 14-16	—	36	.118	37	4	35	8	Magda (13)	SM/JS (9)	Soulliere (3)	Sherlock (33)	
11/12	* Iowa State	H	W	15-9, 15-13, 15-11	—	45	.207	39	5	50	11	Magda (14)	SMTM (15)	SS/LS (3)	Sherlock (36)	
11/18	at St. Mary's	A	W	15-8, 15-3, 15-8	—	38	.388	52	7	30	7	JS/SS (7)	Murray (8)	Salgado (4)	Sherlock (32)	
11/19	at San Francisco	A	L	12-15, 13-15, 9-15	—	36	.220	37	11	53	6	Magda (10)	Murray (15)	Salgado (3)	Sherlock (35)	
11/21	at Stanford (2)	A	L	12-15, 3-15, 9-15	—	25	.158	22	4	32	4	Magda (8)	Magda (12)	Soulliere (3)	Sherlock (20)	
11/25	& Oklahoma (13)	N	W	15-12, 15-5, 15-11	—	47	.327	41	6	39	9	Magda (14)	Murray (9)	Soulliere (4)	Sherlock (38)	
11/26	& Nebraska (5)	N	L	15-13, 10-15, 5-15, 7-15	—	67	.244	59	3	65	8	Magda (21)	Murray (17)	Salgado (6)	Sherlock (55)	

* - Big Eight Conference Match; # - Colorado Coors Invitational, Boulder, Colo.; ^ - Indiana Hoosier Classic, Bloomington, Ind.; @ - New Mexico Domino's Pizza Classic, Albuquerque, N.M.; + - Match played in Denver, Colo.; & - Big Eight Conference Tournament, Salina, Kan.; All home matches played at Coors Events/Conference Center.

Team Statistics

Player	MP-MS	GP	K	E	TA	Pct.	Ast.	SA	SE	RE	Dig	BS	BA	TB	BE
Bossi	29-7	87	4	2	26	.077	18	0	3	0	79	1	0	1	0
Callahan	35-20	98	133	39	309	.304	7	10	20	0	82	21	42	63	7
Capra	17-0	27	0	0	2	.000	3	0	0	0	4	0	0	0	0
DeRuitter	35-17	92	147	49	311	.315	5	13	31	1	41	28	33	61	10
Elfstein	17-0	46	0	2	3	-.667	1	5	7	2	28	0	0	0	0
Magda	35-34	121	432	203	1098	.209	12	26	68	113	285	19	28	47	9
Murray	35-35	120	262	133	796	.162	11	47	68	56	393	11	22	33	2
Romero	33-1	89	4	5	18	-.056	0	3	5	2	43	1	1	2	0
Salgado	35-33	122	389	155	879	.266	41	55	97	2	192	27	59	86	12
Sherlock	35-35	122	160	44	399	.291	1335	65	56	1	277	19	58	77	15
Soulliere	35-35	118	230	78	565	.269	19	29	48	2	147	69	72	141	20
Zastrow	23-0	44	0	0	3	.000	1	0	3	0	13	0	0	0	0
TOTALS	35	122	1761	710	4409	.238	1453	253	406	179	1584	196	315	353	75

Team Roster

No.	Name	Pos.	Ht.	Yr.	Hometown (High School / College)
1	Karen Bossi	S	5-8	Fr.	Arvada, Colo. (Arvada West)
2	Meghan Capra	DS	5-3	Sr.	Denver, Colo. (Marycrest)
3	Kristin Zastrow	DS	5-6	So.	Avon, Colo. (Battle Mountain)
4	Tina Murray	LS	5-7	So.	Calumet City, Ill. (Thornwood)
6	Wendy Callahan	LS	5-11	Sr.	Parker, Colo. (Ponderosa/Montana State)
7	Darla DeRuitter	MB	6-1	Sr.	Gilcrest, Colo. (Valley/Colorado State)
8	Katie Elfstein	LS	5-8	Fr.	Laguna Beach, Colo. (Laguna Beach)
9	*Wendy Van Wyhe	MB	6-1	Fr.	Chino, Calif. (Ontario Christian)
10	Jennifer Sherlock	S	5-9	So.	Flossmoor, Ill. (Homewood-Flossmoor)
11	Lisa Soulliere	MB	6-1	Jr.	Littleton, Colo. (Columbia/Nebraska)
15	Susan Magda	LS	5-8	Sr.	Arvada, Colo. (Arvada/Hastings)
16	Stephanie Salgado	RS	6-1	So.	Yucaipa, Calif. (Yucaipa)
17	Buffy Romero	LS/S	5-11	Fr.	Long Beach, Calif. (Long Beach Wilson)
—	*Diane Johnson	LS	5-11	Jr.	Los Altos, Calif. (Los Altos/Metro State)

* - Spent the season as a redshirt.

HEAD COACH: Brad Saindon (Arizona State '76, Oklahoma '84)
 ASSISTANT COACH: Mike McLean (Pasadena City College '74)

1988 Milestones

- ✓ **Oct. 7** - At 10-6 with a win over Kansas State, the Buffs already have more wins than in either of the previous two seasons.
- ✓ **Oct. 28** - With a sweep over Utah, the Buffs record their 15th win of the season, this number equals the win total from the first two years combined.
- ✓ **Nov. 5** - With a sweep of Kansas at the Coors Events Center, the Buffs cap off a school record nine-straight wins, a record that would hold until 1994.
- ✓ **Nov. 23** - Stephanie Salgado, who played in all 122 games for CU, is named first-team All-Big Eight, the first player to receive that honor.
- ✓ **Nov. 25** - With a sweep of Oklahoma in the Big Eight Tournament, the Buffs have defeated five of the six league opponents at least once this season.
- ✓ **SEASON** - CU records its first 20 win season with a 22-13 mark, including a third place Big Eight finish and a second place Big Eight Tournament finish.
- ✓ **SEASON** - Brad Saindon is named the Big Eight Coach of the Year.
- ✓ **SEASON** - Jennifer Sherlock leads the Big Eight with 66 service aces in 122 games, becoming the first Buff to win a conference statistical title.

HISTORY



1989

(22-11 • 10-2 Big Eight (2nd) • 8-4 Home • 8-5 Away • 6-2 Neutral)

Date	Opponent	H/A	W/L	Score	Rank	Team Statistical Totals						Individual Statistical Leaders			
						K	Att%	Ast	SA	Dig	TB	Kills	Digs	Blocks	Assists
9/1	^ W.Kentucky	N	W	15-6, 15-7, 15-5	—	36	.210	34	12	21	8	TM/LS (9)	DJ/LS (4)	JS/SM (3)	Sherlock (28)
9/1	^ at S.D. State	A	W	8-15, 14-16, 15-7, 15-4, 15-8	—	87	.305	76	17	68	13	Murray (23)	Murray (18)	JS/WV (5)	Sherlock (66)
9/2	^ UCSB (13)	N	W	15-8, 15-7, 15-9	—	46	.330	41	9	41	4	Murray (16)	Murray (12)	LS/WV (2)	Sherlock (38)
9/3	Texas (8)	H	L	15-7, 15-11, 5-15, 10-15, 9-15	—	85	.255	72	5	82	21	Murray (30)	Kohler (28)	Soulliere (10)	Sherlock (68)
9/8	% San Jose State (18)	N	L	14-16, 11-15, 9-15	—	55	.201	52	3	82	10	Murray (14)	Murray (24)	Soulliere (6)	Sherlock (46)
9/9	% at Purdue	A	W	15-11, 9-15, 15-13, 6-15, 15-7	—	74	.150	69	8	65	11	Murray (19)	Sherlock (16)	LS/WV (5)	Sherlock (57)
9/9	% Penn State (17)	N	W	10-15, 15-13, 15-11, 8-15, 15-3	—	77	.242	68	11	90	8	DJ/SS (17)	Sherlock (21)	Soulliere (4)	Sherlock (55)
9/12	Colorado State (18)	H	L	15-7, 13-15, 8-15, 14-16	—	48	.184	44	8	70	14	Murray (19)	Soulliere (11)	Soulliere (6)	Sherlock (40)
9/13	at Wyoming (RV)	A	L	10-15, 8-15, 7-15	—	44	.150	40	4	57	4	Murray (12)	Murray (16)	Soulliere (3)	Sherlock (35)
9/15	# South Carolina	H	W	15-8, 15-10, 15-13	—	50	.302	38	7	43	9	Murray (13)	Murray (12)	LS/WV (4)	Sherlock (37)
9/16	# Indiana	H	W	15-3, 11-15, 15-11, 15-13	—	67	.280	57	7	63	18	Murray (19)	Murray (18)	Van Wyhe (11)	Sherlock (49)
9/16	# Pepperdine	H	W	6-15, 15-11, 15-11, 15-4	—	44	.221	35	5	61	11	Soulliere (10)	MK/SS (14)	Soulliere (9)	Sherlock (32)
9/22	~ Memphis State	N	W	15-9, 15-7, 15-13	—	47	.258	40	8	55	7	Soulliere (11)	Murray (19)	Van Wyhe (4)	Sherlock (36)
9/23	~ South Florida	N	W	15-6, 15-7, 15-11	—	38	.272	36	3	46	5	Soulliere (9)	Meeker (10)	Soulliere (4)	Metro (17)
9/23	~ at Tennessee	A	W	15-8, 15-8, 15-3	—	36	.338	29	6	38	9	Kohler (9)	Murray (12)	Soulliere (6)	Sherlock (29)
9/26	Wyoming (RV)	H	L	13-15, 14-16, 6-15	—	44	.252	37	5	62	5	Soulliere (12)	Soulliere (15)	JS/LS (2)	Sherlock (34)
9/30	* Nebraska (5)	H	L	13-15, 4-15, 10-15	—	45	.243	40	2	53	6	Murray (12)	Sherlock (14)	JS/LS (2)	Sherlock (40)
10/6	* Iowa State	H	W	15-2, 15-6, 15-11	—	40	.330	30	3	39	12	Murray (10)	TM/JS (8)	Sherlock (4)	Sherlock (29)
10/7	* Kansas	H	W	13-15, 15-0, 15-8, 15-4	—	70	.346	58	4	80	8	Soulliere (21)	Kohler (18)	LS/WV (4)	Sherlock (54)
10/13	* at Kansas State	A	W	15-4, 15-6, 15-9	—	36	.397	32	5	35	3	Soulliere (8)	JM/MK (6)	Soulliere (3)	Sherlock (32)
10/14	* at Nebraska (4)	A	L	7-15, 15-10, 6-15, 15-17	—	59	.177	55	5	55	6	Murray (25)	Salgado (9)	Soulliere (4)	Sherlock (47)
10/21	* Missouri	H	W	15-8, 15-2, 15-3	—	35	.378	31	9	26	8	TM/SS/LS (7)	Salgado (7)	Van Wyhe (4)	Sherlock (29)
10/26	* at Oklahoma	A	W	15-4, 12-15, 17-15, 15-6	—	58	.150	48	6	59	13	TM/LS (15)	Kohler (15)	Soulliere (8)	Sherlock (46)
10/28	* at Iowa State	A	W	15-8, 15-4, 10-15, 15-6	—	62	.292	57	4	62	13	Murray (14)	Kohler (13)	Soulliere (7)	Sherlock (55)
11/3	* at Missouri	A	W	15-4, 15-11, 18-16	—	40	.184	37	11	40	10	Soulliere (10)	Murray (11)	Soulliere (8)	Sherlock (20)
11/4	* at Kansas	A	W	15-9, 15-4, 15-12	—	46	.267	44	8	67	7	Salgado (12)	Murray (13)	Soulliere (5)	Sherlock (34)
11/10	* Kansas State	H	W	15-3, 15-3, 15-7	—	25	.296	21	6	25	9	Salgado (6)	Kohler (5)	LS/WV (3)	Sherlock (18)
11/11	* Oklahoma	H	W	15-11, 15-10, 15-7	—	44	.327	39	7	57	9	Murray (14)	Kohler (13)	Van Wyhe (5)	Sherlock (36)
11/14	at Colorado St. (RV)	A	L	9-15, 15-11, 7-15, 4-15	—	52	.153	49	7	49	13	Murray (20)	Kohler (10)	Soulliere (5)	Sherlock (45)
11/17	+ at Texas (7)	A	L	11-15, 15-11, 3-15, 16-14, 12-15	—	59	.128	50	5	89	15	Kohler (12)	Kohler (17)	Soulliere (15)	Sherlock (49)
11/18	+ Oklahoma	N	W	20-18, 15-10, 13-15, 15-7	—	64	.200	60	8	81	12	Salgado (18)	Murray (20)	Soulliere (6)	Sherlock (53)
11/24	& Oklahoma	N	L	12-15, 15-13, 6-15, 9-15	—	58	.083	54	5	75	12	Murray (24)	Kohler (16)	Soulliere (10)	Sherlock (51)
12/2	\$ Minnesota (18)	A	L	12-15, 15-13, 6-15, 9-15	—	48	.145	40	2	59	12	Soulliere (13)	Kohler (12)	LS/SS (6)	Sherlock (29)

* - Big Eight Conference Match; # - Colorado Coors Tournament, Boulder, Colo.; ^ - Grand Prix Classic, San Diego, Calif.; % - Purdue Premier Tournament, West Lafayette, Ind.; -- Tennessee Ladies VB Classic, Knoxville, Tenn.; + - Texas Tournament, Austin, Texas; & - Big Eight Conference Tournament, Salina, Kan.; \$ - NCAA Tournament First Round, Minneapolis, Minn.; All Home Matches Played At Coors Events/Conference Center.

Team Statistics

Player	MP-MS	GP	K	E	TA	Pct.	Ast.	SA	SE	RE	Dig	BS	BA	TB	BE	BHE
Jestadt	29-4	53	53	32	174	.121	10	12	17	0	99	0	21	21	3	0
Johnson	30-3	61	86	41	235	.191	4	12	23	17	78	3	6	9	4	0
Kohler	33-26	106	207	112	708	.134	11	34	45	41	308	3	24	27	5	6
Meeker	32-14	101	28	21	96	.073	6	26	52	10	168	0	3	3	1	1
Metro	18-1	27	16	6	48	.208	24	2	9	0	9	2	8	10	6	3
Murray	33-32	116	449	162	1225	.234	21	29	45	48	368	11	24	35	11	3
Romero	20-2	46	7	1	16	.375	34	3	8	0	48	0	2	2	0	3
Salgado	33-28	110	257	113	661	.218	35	35	53	2	255	11	60	71	7	12
Sherlock	33-32	118	99	20	262	.302	1332	24	35	1	262	8	57	65	20	37
Soulliere	33-32	119	354	96	764	.338	25	38	36	2	243	59	109	168	29	3
Van Wyhe	33-18	104	160	64	394	.244	11	1	8	0	54	34	64	98	14	5
TOTALS	33	119	1716	668	4583	.229	1513	214	331	121	1892	131	378	320	100	73

Team Roster

No.	Name	Pos.	Ht.	Yr.	Hometown (High School / College)
2	Stacy Metro	S	6-1	Fr.	Lakewood, Colo. (Mayfair)
4	Tina Murray	LS	5-7	Jr.	Calumet City, Ill. (Thornwood)
6	Diane Johnson	LS	5-11	Jr.	Los Altos, Calif. (Los Altos/Metro State)
8	*Katie Zabransky	MB	6-2	Fr.	Brookfield, Wis. (Brookfield East)
9	Wendy Van Wyhe	MB	6-1	RFr.	Chino, Calif. (Ontario Christian)
10	Jennifer Sherlock	S	5-9	Jr.	Flossmoor, Ill. (Homewood-Flossmoor)
11	Lisa Soulliere	MB	6-1	Sr.	Littleton, Colo. (Columbia/Nebraska)
12	Tiffany Jestadt	RS	6-0	Fr.	Scottsdale, Ariz. (Chaparral)
15	Jennifer Meeker	LS	5-10	Fr.	Mesa, Ariz. (Mountain View)
16	Stephanie Salgado	RS	6-1	Jr.	Yucaipa, Calif. (Yucaipa)
17	Buffy Romero	LS	5-11	So.	Long Beach, Calif. (Long Beach Wilson)
18	Michele Kohler	LS	5-9	Fr.	Oak Lawn, Ill. (H.L. Richards)

* - Spent the season as a redshirt.

HEAD COACH: Mike McLean (Pasadena City College '74)
ASSISTANT COACH: P'i Aiu (Colorado '89)

1989 Milestones

- ✓ **Sept. 1** - Mike McLean replaces Brad Saindon as the second coach in CU history as Saindon takes a leave to coach the US National Team. After three years as team manager, P'i Aiu becomes an assistant coach.
- ✓ **Sept. 2** - The Buffs win their first early season tournament title as they knock off three opponents in two days at the Grand Prix Classic in San Diego.
- ✓ **Sept. 8** - With 24 digs in a three game match, Tina Murray sets a record that still stands.
- ✓ **Sept. 16** - With 11 blocks against Indiana, Wendy Van Wyhe sets a three-game CU record that still stands.
- ✓ **Sept. 16** - The Buffs win their first Colorado Invitational by beating Pepperdine 3-1.
- ✓ **Nov. 17** - With 15 blocks at Texas, Lisa Soulliere sets a single-match CU record that still stands.
- ✓ **Dec. 2** - The Buffs play in their first-ever NCAA Tournament, a 3-1 loss at Minnesota in the first round.
- ✓ **SEASON** - CU would rank as high as No. 9 and ends the season with a 22-11 mark.
- ✓ **SEASON** - Tina Murray becomes the program's first All-American, as she is an honorable mention from Volleyball Magazine. She is also the first Buff to go over 1,000 career digs.
- ✓ **SEASON** - Lisa Soulliere leads the Big Eight with 169 total blocks and an average of 1.4 per game.
- ✓ **SEASON** - Soulliere and Murray are both first-team All-Big Eight selections.

HISTORY



(20-15 • 9-3 Big Eight (2nd) • 9-3 Home • 6-8 Away • 5-4 Neutral)

Date	Opponent	H/A	W/L	Score	Rank	---Team Statistical Totals---								-----Individual Statistical Leaders-----			
						K	Att%	Ast	SA	Dig	TB	Kills	Digs	Blocks	Assists		
9/1	at BYU (16)	A	L	15-11, 8-15, 12-15, 16-18	—	62	.168	50	8	66	5	Jestadt (16)	Murray (21)	Van Wyhe (3)	Sherlock (44)		
9/3	+ Idaho State	H	L	15-17, 8-15, 15-10, 9-15	—	76	.206	59	4	97	13	Murray (26)	Murray (19)	Van Wyhe (4)	Romero (30)		
9/4	Weber State	H	W	15-6, 15-10, 15-6	—	41	.172	38	5	68	6	Murray (14)	Sherlock (20)	TJ/DJ/SS (2)	Sherlock (28)		
9/7	^ Georgetown	N	W	15-8, 13-15, 14-16, 15-3, 16-14	—	78	.235	74	7	88	14	Jestadt (17)	Romero (17)	Romero (5)	Romero (52)		
9/8	^ Maryland	N	W	15-7, 15-9, 15-5	—	37	.239	33	1	75	9	Jestadt (11)	Murray (18)	Jestadt (4)	Romero (30)		
9/8	^ at Penn State (13)	A	L	7-15, 4-15, 7-15	—	23	.090	23	3	38	5	Murray (7)	Johnson (7)	Zabransky (3)	Romero (21)		
9/11	at Colorado State	A	L	4-15, 5-15, 15-4, 13-15	—	49	.136	47	2	53	9	Murray (13)	TJ/TM (11)	Jestadt (7)	Sherlock (41)		
9/14	at Arizona (15)	A	L	8-15, 10-15, 13-15	—	46	.145	44	3	50	8	Jestadt (14)	Jestadt (14)	Van Wyhe (5)	Sherlock (31)		
9/15	at Arizona State	A	L	8-15, 13-15, 6-15	—	50	.200	38	1	67	4	Jestadt (16)	Kohler (20)	Jestadt (3)	Sherlock (38)		
9/21	# Loyola Marymount	H	W	15-4, 15-10, 15-8	—	45	.234	36	5	80	11	Kohler (11)	Murray (21)	Van Wyhe (5)	Sherlock (34)		
9/22	# Wyoming (RV)	H	W	15-8, 15-9, 14-16, 15-17, 15-4	—	85	.223	75	12	155	19	Jestadt (17)	Murray (26)	Van Wyhe (8)	Sherlock (63)		
9/22	# Florida State	H	W	15-4, 15-5, 9-15, 15-5	—	60	.324	51	4	79	10	Jestadt (13)	Murray (17)	WV/KZ (5)	Sherlock (43)		
9/29	* Iowa State	H	W	15-7, 15-8, 15-11	—	46	.235	38	1	71	13	Murray (10)	Jestadt (17)	Van Wyhe (6)	Sherlock (25)		
10/2	at Wyoming (RV)	A	L	15-8, 17-15, 4-15, 9-15, 8-15	—	62	.114	58	4	67	8	Murray (18)	Murray (22)	Van Wyhe (5)	Sherlock (52)		
10/5	% Kentucky	N	W	15-6, 15-2, 13-15, 8-15, 15-7	—	77	.255	63	11	27	11	Jestadt (19)	Van Wyhe (8)	Van Wyhe (7)	Sherlock (59)		
10/6	% Penn State (8)	N	L	7-15, 15-13, 10-15, 8-15	—	48	.128	46	7	69	5	Jestadt (14)	Kohler (18)	Van Wyhe (4)	Sherlock (39)		
10/12	* Missouri	H	W	15-5, 15-13, 15-10	—	49	.265	40	4	61	12	TJ/TM (11)	Murray (18)	Van Wyhe (7)	Romero (24)		
10/13	* Oklahoma	H	W	3-15, 15-13, 15-6, 15-8	—	68	.244	59	8	61	13	Kohler (18)	TJ/TM (13)	Zabransky (8)	Vranesh (54)		
10/17	Colorado State	H	L	10-15, 4-15, 15-11, 15-8, 4-15	—	65	.158	57	2	99	13	Jestadt (18)	Murray (27)	Zabransky (7)	Vranesh (55)		
10/19	* at Kansas State	A	W	15-4, 15-9, 15-2	—	54	.495	52	7	46	6	Jestadt (17)	Vranesh (9)	Van Wyhe (3)	Vranesh (47)		
10/20	* at Kansas	A	W	15-9, 16-14, 15-13	—	46	.254	38	3	83	5	Jestadt (18)	Vranesh (19)	Salgado (3)	Vranesh (32)		
10/26	* at Iowa State	A	L	10-15, 11-15, 12-15	—	49	.212	43	6	62	8	Kohler (15)	Kohler (18)	Van Wyhe (6)	Sherlock (21)		
10/27	* at Nebraska (4)	A	L	5-15, 4-15, 11-15	—	26	.026	24	4	32	8	Jestadt (11)	Kohler (7)	Jestadt (5)	Vranesh (20)		
11/3	* at Oklahoma	A	W	13-15, 15-5, 15-10, 15-0	—	59	.254	53	9	46	8	Van Wyhe (15)	Kohler (13)	Van Wyhe (6)	Vranesh (45)		
11/9	at Notre Dame	A	W	15-13, 15-3, 15-12	—	57	.446	40	7	34	3	Murray (16)	Murray (9)	Jestadt (2)	Sherlock (27)		
11/10	* at Missouri	A	W	7-15, 15-3, 15-6, 15-6	—	54	.223	41	6	79	8	MK/TM (14)	Murray (18)	Jestadt (4)	Vranesh (35)		
11/13	* Nebraska (2)	H	L	15-5, 15-11, 3-15, 7-15, 5-15	—	68	.218	50	4	90	11	Kohler (20)	Murray (28)	Van Wyhe (5)	Vranesh (41)		
11/16	* Kansas State	H	W	15-12, 15-2, 17-15	—	44	.139	39	6	52	8	Murray (12)	Jestadt (10)	WV/KZ (4)	Vranesh (36)		
11/17	* Kansas	H	W	16-14, 15-4, 15-7	—	49	.223	40	9	63	12	Murray (13)	Murray (14)	Van Wyhe (8)	JS/NV (19)		
11/23	@ Iowa State	N	W	15-13, 15-10, 15-13	—	43	.159	35	7	44	7	Jestadt (14)	Murray (14)	Van Wyhe (4)	Sherlock (23)		
11/24	& Nebraska (2)	N	L	5-15, 13-15, 9-15	—	38	.101	36	6	39	6	TJ/TM (12)	Kohler (9)	Van Wyhe (4)	Vranesh (33)		
11/29	@ Hofstra	N	W	15-11, 15-8, 15-7	—	40	.407	36	10	43	4	Kohler (10)	Jestadt (8)	WV/KZ (2)	Vranesh (38)		
11/29	@ at Tennessee	A	W	15-5, 15-10, 15-5	—	51	.287	47	8	44	10	Murray (17)	TM/NV (9)	Zabransky (5)	Vranesh (38)		
11/30	@ Eastern Michigan	N	L	7-15, 15-13, 11-15, 13-15	—	87	.192	73	9	112	6	TJ/WV (20)	Kohler (34)	WV/KZ (3)	Sherlock (41)		
11/30	@ Houston	N	L	10-15, 9-15, 15-12, 5-15	—	72	.203	69	5	71	14	Van Wyhe (20)	Murray (23)	Vranesh (8)	Vranesh (68)		

* - Big Eight Conference Match; # - Colorado Coors Light Invitational, Boulder, Colo.; ^ - Penn State Tournament, University Park, Penn.; % - Sportmart Classic, Chicago, Ill.; & - Big Eight Championships, Omaha, Neb.; @ WIVC Tournament, Knoxville, Tenn.; + - Idaho State forfeited the match; All Home Matches At the Coors Events/Conference Center.

Team Statistics

Player	MP-MS	GP	K	E	TA	Pct.	Ast.	SA	SE	RE	Dig	BS	BA	TB	BE	BHE
Chiang	33-1	111	0	2	11	.182	5	17	17	2	145	0	0	0	0	0
Jestadt	35-32	123	415	166	1012	.246	62	29	55	5	306	31	60	91	17	13
Johnson	15-3	29	33	24	109	.083	2	8	14	4	44	4	2	6	7	3
Kohler	34-29	117	357	174	1098	.167	12	32	50	44	416	4	9	13	6	6
Meeker	28-4	59	58	50	200	.040	3	8	13	15	105	4	7	11	2	3
Murray	35-33	123	377	140	1212	.196	11	34	42	54	490	3	9	12	7	2
Romero	32-9	82	22	3	59	.322	195	3	5	1	108	5	13	18	5	3
Salgado	17-8	44	65	31	192	.177	10	7	12	1	84	9	14	23	6	7
Sherlock	26-13	75	50	8	111	.378	679	19	17	1	174	2	14	16	7	13
Van Wyhe	34-28	119	289	97	635	.302	8	9	19	1	114	71	64	135	24	9
Vranesh	32-19	107	61	14	135	.348	648	16	30	2	207	4	21	25	11	21
Zabransky	33-24	110	177	89	462	.190	10	16	54	1	118	46	50	96	16	9
TOTALS	35	128	1904	798	5236	.211	1645	198	328	131	2311	183	263	314	108	89

Team Roster

No.	Name	Pos.	Ht.	Yr.	Hometown (High School / College)
3	Stephanie Chiang	DS	5-3	Fr.	Irvine, Calif. (Irvine)
4	Tina Murray	LS	5-7	Jr.	Calumet City, Ill. (Thornwood)
5	Tiffany Jestadt	RS	6-0	So.	Scottsdale, Ariz. (Chaparral)
6	Diane Johnson	LS	5-11	Sr.	Los Altos, Calif. (Los Altos/Metro State)
7	Nicole Vranesh	S	5-8	Fr.	Las Vegas, Nevada (Bonanza)
8	Katie Zabransky	MB	6-2	RFr.	Brookfield, Wis. (Brookfield East)
9	Wendy Van Wyhe	MB	6-1	So.	Chino, Calif. (Ontario Christian)
10	Jennifer Sherlock	S	5-9	Sr.	Flossmoor, Ill. (Homewood-Flossmoor)
13	*Jennifer Mason	MB	6-1	Fr.	Minden, Nev. (Douglas County)
15	Jennifer Meeker	LS	5-10	So.	Mesa, Ariz. (Mountain View)
16	Stephanie Salgado	RS	6-1	Sr.	Yucaipa, Calif. (Yucaipa)
17	Buffy Romero	LS/S	5-11	Jr.	Long Beach, Calif. (Long Beach Wilson)
18	Michele Kohler	LS	5-9	So.	Oak Lawn, Ill. (H.L. Richards)

* - Spent the season as a redshirt.

HEAD COACH: Mike McLean from 9/1-10/6 & Brad Saindon from 10/12-11/30
ASSISTANT COACH: Pi'i Aiu (Colorado '89)

1990 Milestones

- ✓ **Oct. 12**-Brad Saindon returns from his leave of absence and takes over as head coach, at 9-7, he leads them to a win in his first match back and a to a 12-7 overall record the rest of the season.
- ✓ **Nov. 29-30**-The Buffs make their second straight post-season appearance, this time in the WIVC Tournament in Knoxville, Tenn., where they win two of four matches.
- ✓ **STAT SHOTS**-Tina Murray becomes the first player in CU history to reach 1,000 kills and thus the first to reach 1,000 kills and digs in a career.
- ✓ **STAT SHOTS**-Murray's 490 digs this season is still a standing record. Her 3.96 digs per game led the Big Eight, while Michele Kohler's 3.56 was third.
- ✓ **STAT SHOTS**-Jennifer Sherlock surpassed the 4,000 assist barrier for a career, the first Buff to do so.
- ✓ **STAT SHOTS**-Lisa Soulliere reaches the 400 block plateau for a career, also the first Buff to accomplish that feat.
- ✓ **AWARDS**-Jennifer Sherlock is named academic all-district, the first Buff to earn such an honor. Tiffany Jestadt is named first-team all-Big Eight.

HISTORY



1991

(25-10 • 10-2 Big Eight (2nd) • 10-2 Home • 7-5 Away • 8-3 Neutral)

Date	Opponent	H/A	W/L	Score	Rank	Team Statistical Totals							Individual Statistical Leaders			
						K	Att%	Ast	SA	Dig	TB	Kills	Digs	Blocks	Assists	
8/30	^ at Portland	A	L	15-13, 15-9, 9-15, 14-16, 8-15	—	76	.224	70	6	132	14	Jestadt (17)	NV/SW (28)	Zabransky (8)	Vranesh (56)	
8/30	^ Montana	N	W	15-10, 17-15, 15-12	—	51	.271	49	15	67	8	Downey (15)	Downey (19)	WV/KZ (3)	Romero (25)	
8/31	^ Baylor	N	W	15-3, 15-6, 15-9	—	49	.382	45	10	54	4	Downey (23)	Wolfe (12)	kd/tj/wv/kz/jz (1)	Vranesh (38)	
8/31	^ Oregon (RV)	N	L	7-15, 11-15 17-15, 10-15	—	74	.159	70	10	110	17	Downey (12)	Downey (27)	WV/KZ (6)	Vranesh (62)	
9/2	Montana State	H	W	15-6, 15-9, 15-5	—	42	.359	34	6	31	6	KD/KZ (10)	Kohler (9)	Van Wyhe (3)	Vranesh (34)	
9/6	# Northwestern	H	W	15-12, 15-10, 15-8	—	65	.348	57	3	58	8	Downey (12)	kd/mk/tf/nv/sw (10)	kd/wv/kz (3)	Vranesh (52)	
9/6	# Stanford (2)	H	L	7-15, 8-15, 8-15	—	32	.090	23	4	49	10	Downey (9)	Downey (14)	TJ/KZ (3)	Vranesh (23)	
9/7	# Houston	H	W	13-15, 15-5, 15-3, 15-7	—	74	.350	57	8	89	8	Jestadt (15)	Jestadt (17)	Van Wyhe (3)	Vranesh (54)	
9/13	! Pepperdine (11)	N	W	6-15, 15-2, 15-11, 7-15, 15-10	—	68	.203	65	10	73	8	Downey (17)	Downey (21)	WV/KZ (4)	Vranesh (59)	
9/14	! at Washington (RV)	A	L	11-15, 10-15, 15-9, 14-16	—	75	.209	72	4	63	10	Jestadt (24)	TJ/NV (21)	Zabransky (7)	Vranesh (70)	
9/14	! Iowa	N	W	15-9, 15-9, 15-3	—	54	.406	50	8	32	6	Wolfe (11)	Wolfe (12)	Zumerchik (3)	Vranesh (44)	
9/18	at Colorado State	A	W	7-15, 13-15, 15-8, 15-10, 15-7	—	59	.157	53	11	80	14	Jestadt (14)	Kohler (14)	Van Wyhe (7)	Vranesh (50)	
9/21	+ Gonzaga	N	W	15-7, 15-11, 11-15, 15-6	—	53	.289	40	7	40	8	MK/WV (11)	Downey (12)	Van Wyhe (6)	Vranesh (38)	
9/21	at Wyoming	A	W	15-9, 6-15, 15-13, 15-6	—	59	.239	45	7	62	12	Meeker (14)	Downey (13)	Van Wyhe (6)	Vranesh (43)	
9/27	% Nebraska (9)	A	L	10-15, 13-15, 7-15	—	37	.080	31	9	45	4	Zabransky (13)	Downey (14)	KD/WV/KZ (2)	Vranesh (31)	
9/28	% Georgia (RV)	N	L	8-15, 7-15, 11-15	—	52	.240	47	4	50	11	Downey (13)	Kohler (11)	Van Wyhe (5)	Vranesh (46)	
9/28	% Maryland	N	W	15-8, 15-11, 15-13	—	74	.285	68	6	65	9	Meeker (17)	Meeker (15)	Zabransky (7)	Vranesh (63)	
10/3	* Missouri	H	W	15-3, 15-4, 15-6	—	46	.449	38	4	25	5	Jestadt (10)	Vranesh (6)	Zabransky (4)	Vranesh (38)	
10/5	* Oklahoma	H	W	15-10, 15-13, 15-6	—	63	.313	54	5	42	7	Kohler (15)	Vranesh (9)	Van Wyhe (5)	Vranesh (54)	
10/10	* at Iowa State	A	W	15-2, 15-10, 15-6	—	44	.360	41	5	50	6	Downey (12)	KD/MK/TJ (10)	TJ/NV (3)	Vranesh (39)	
10/12	* at Missouri	A	W	15-12, 15-10, 11-15, 15-1	—	64	.300	57	4	62	12	Wolfe (18)	MK/SW (13)	WV/KZ (5)	Vranesh (54)	
10/18	* at Kansas	A	W	15-13, 6-15, 15-11, 17-15	—	81	.255	75	7	120	8	WV/KZ (18)	Downey (25)	Zabransky (5)	Vranesh (73)	
10/19	* at Kansas State	A	W	15-11, 15-5, 15-2	—	55	.355	54	5	44	7	Zabransky (15)	Vranesh (9)	Zabransky (4)	Vranesh (46)	
10/25	* Iowa State	H	W	16-14, 15-4, 15-8	—	50	.402	42	6	40	4	Downey (16)	Wolfe (9)	Zabransky (2)	Vranesh (31)	
10/26	* Nebraska (8)	H	L	14-16, 12-15, 9-15	—	62	.204	53	10	60	6	Downey (16)	Kohler (13)	Zabransky (3)	Vranesh (53)	
11/1	@ at Texas (7)	A	L	15-10, 6-15, 15-12, 7-15, 12-15	—	66	.173	61	5	71	4	KD/WV (16)	Kohler (17)	Van Wyhe (2)	Vranesh (61)	
11/2	@ Houston	N	W	11-15, 15-0, 15-13, 15-13	—	63	.189	49	9	83	9	Zabransky (20)	Vranesh (19)	Zabransky (5)	Vranesh (44)	
11/5	Colorado State	H	W	15-6, 15-12, 5-15, 15-5	—	73	.280	69	11	59	11	Van Wyhe (25)	Vranesh (15)	Van Wyhe (6)	Vranesh (65)	
11/9	* at Oklahoma	A	W	14-16, 11-15, 15-7, 15-9, 15-12	—	91	.353	82	13	61	10	Downey (20)	MK/NV (13)	Van Wyhe (5)	Vranesh (72)	
11/15	* Kansas	H	W	15-5, 15-11, 10-15, 15-8	—	92	.288	79	7	112	13	Downey (28)	Wolfe (28)	Zabransky (9)	Vranesh (73)	
11/22	* Kansas State	H	W	15-11, 15-8, 15-5	—	62	.281	55	2	70	14	Downey (18)	KD/MK (15)	NV/KZ (7)	Vranesh (53)	
11/26	Wyoming	H	W	15-2, 15-5, 15-6	—	49	.440	44	11	33	2	Downey (18)	Kohler (7)	Zabransky (2)	Vranesh (43)	
11/29	& Kansas	N	W	15-7, 15-3, 15-8	—	48	.330	42	8	41	5	Kohler (14)	Vranesh (14)	Zabransky (4)	Vranesh (35)	
11/30	& Nebraska (7)	N	L	8-15, 7-15, 5-15	—	37	.120	33	2	29	8	Downey (10)	SW/KZ (6)	Van Wyhe (5)	Vranesh (33)	
12/7	\$ Penn State (15)	A	L	15-8, 15-10, 11-15, 6-15, 11-15	—	76	.199	68	3	79	11	Downey (34)	Kohler (20)	Zabransky (7)	Vranesh (64)	

* - Big Eight Conference Match; # - Colorado Invitational, Boulder, Colo.; ^ - Portland Invitational, Portland, Ore.; ! - Washington Eddie Bauer First Serve Classic, Seattle, Wash.; % - Nebraska First Tier Invitational, Lincoln, Neb.; & - Big Eight Championships, Omaha, Neb.; @ - Texas Challenge, Austin, Texas; + - Match Played in Laramie, Wyo.; \$ - NCAA Tournament First Round, University Park, Pa.; // All Home Matches At the Coors Events/Conference Center.

Team Statistics

Player	MP-MS	GP	K	E	TA	Pct.	Ast.	SA	SE	RE	Dig	BS	BA	TB	BE	BHE
Chiang	34-0	117	3	0	11	.273	3	25	35	1	161	0	0	0	0	2
Downey	35-35	114	440	168	1108	.245	20	45	123	47	371	15	41	56	9	10
Jestadt	30-30	89	245	86	589	.270	39	9	47	1	196	9	41	50	3	9
Kohler	35-35	114	297	118	888	.202	8	35	43	33	351	2	13	15	0	8
Meeker	28-0	74	97	46	271	.188	9	11	49	27	120	4	8	12	4	5
Romero	3-0	8	1	0	1	1.000	34	2	0	0	7	0	3	3	0	5
Van Wyhe	34-34	122	359	95	754	.350	3	10	26	1	85	43	66	109	11	1
Vranesh	35-35	126	101	40	280	.218	1712	25	59	0	352	7	48	55	6	32
Wolfe	35-5	121	167	70	446	.217	15	59	98	18	298	2	12	14	0	3
Zabransky	35-35	121	341	121	749	.294	13	20	68	4	193	41	88	129	16	10
Zumerchik	30-1	64	63	18	126	.357	6	4	15	0	46	5	23	28	3	1
TOTALS	35	127	2114	762	5223	.259	1862	245	563	132	2180	128	343	299	52	86

Team Roster

No.	Name	Pos.	Ht.	Yr.	Hometown (High School / College)
1	*Kelly Prahm	RS	5-9	Fr.	Los Altos, Calif. (St. Francis)
2	Janine Zumerchik	MB	6-2	Fr.	Palos Park, Ill. (Carl Sandburg)
3	Stephanie Chiang	DS	5-4	So.	Irvine, Calif. (Irvine)
4	Staci Wolfe	LS	5-10	Fr.	San Jose, Calif. (St. Francis)
5	Tiffany Jestadt	RS	6-0	Jr.	Scottsdale, Ariz. (Chaparral)
7	Nicole Vranesh	S	5-9	So.	Las Vegas, Nev. (Bonanza)
8	Katie Zabransky	MB	6-2	So.	Brookfield, Wis. (Brookfield East)
9	Wendy Van Wyhe	MB	6-1	Jr.	Chino, Calif. (Ontario Christian)
10	Karrie Downey	LS	5-10	Fr.	La Mesa, Calif. (Helix)
13	Jennifer Mason	M	6-1	Fr.	Minden, Nev. (Douglas)
15	Jennifer Meeker	LS	5-10	Jr.	Mesa, Ariz. (Mountain View)
17	Buffy Romero-Lee	S	5-11	Sr.	Long Beach, Calif. (Long Beach Wilson)
18	Michele Kohler	LS	5-7	Jr.	Oaklawn, Ill. (H.L. Richards)

* - Spent the season as a redshirt.

HEAD COACH: Brad Saindon (Arizona State '76, Oklahoma '84)
ASSISTANT COACH: Pi'i Aiu (Colorado '89)

1991 Milestones

- ✓ **Sept. 13**—Colorado defeats Pepperdine, ranked No. 13, for the program's first ever win over a Top 15 team, in the first round of the Eddie Bauer First Serve Classic in Seattle, Wash.
- ✓ **Nov. 5**—With a 3-1 win over Colorado State, the program records its 100th win.
- ✓ **Dec. 7**—CU ends the year with a marathon match against Penn State in the NCAA Tournament, the second tournament in program history and the third straight trip to the postseason for CU.
- ✓ **AWARDS**—Nicole Vranesh and Wendy Van Wyhe are both named first-team All-Big Eight.
- ✓ **STAT SHOTS**—Nicole Vranesh's 1,712 assists are still a CU single-season record, and was an all-time Big Eight record at the time. Her 13.67 assists per game was tops in the Big Eight and NCAA for 1993, and a CU record at the time.
- ✓ **STAT SHOTS**—Staci Wolfe led the Big Eight in service aces with 59 in 122 games, or .48 per game. Her 10 aces against Montana in her second career match is still a CU and NCAA record, and it was in a three-game match.
- ✓ **STAT SHOTS**—Michele Kohler becomes the second player in CU history to record 1,000 career digs.
- ✓ **STAT SHOTS**—CU's 16.66 team kills per game ranked sixth in the NCAA and their 14.74 assists ranked eighth. Both were tops in the Big Eight along with their average of 17.17 digs per game.



(22-9 • 10-2 Big Eight (2nd) • 10-2 Home • 8-5 Away • 4-2 Neutral)

Date	Opponent	H/A	W/L	Score	-----Team Statistical Totals-----										-----Individual Statistical Leaders-----			
					Rank	K	Att%	Ast	SA	Dig	TB	Kills	Digs	Blocks	Assists			
9/3	# DePaul	H	W	15-8, 15-7, 15-1	19	38	.296	32	6	49	8	Kohler (12)	Vranesh (14)	Zumerchik (4)	Vranesh (28)			
9/4	# Oregon	H	W	15-11, 15-8, 15-9	19	52	.218	45	5	48	6	Kohler (15)	KD/SW (10)	Sweeney (4)	Vranesh (41)			
9/5	# Rhode Island	H	W	15-1, 15-9, 15-3	19	43	.367	34	10	32	5	Downey (14)	Downey (8)	Sweeney (3)	Vranesh (33)			
9/7	at Wyoming (RV)	A	W	15-7, 15-11, 12-15, 9-15, 15-10	19	83	.237	68	10	75	9	Zumerchik (22)	Vranesh (18)	Zumerchik (4)	Vranesh (66)			
9/11	^ Ohio State (14)	N	L	15-13, 11-15, 6-15, 15-10, 13-15	16	61	.193	62	13	53	9	Downey (18)	Kohler (15)	Zumerchik (4)	Vranesh (57)			
9/12	^ at Illinois (12)	A	L	6-15, 11-15, 15-6, 9-15	16	49	.156	47	11	47	10	Downey (18)	Kohler (11)	Zumerchik (7)	Vranesh (40)			
9/16	Western Kentucky	H	W	15-7, 15-1, 15-6	16	41	.325	36	11	26	11	HS/SW (8)	Kohler (8)	Sweeney (10)	Vranesh (34)			
9/18	! DePaul	N	W	16-14, 15-9, 15-8	16	49	.225	46	13	46	5	Zumerchik (14)	MK/NV (10)	Kohler (3)	Vranesh (43)			
9/19	! Virginia Tech	N	W	15-10, 15-9, 15-12	16	61	.352	57	5	51	5	Kohler (22)	KD/SW (10)	HS/JZ (2)	Vranesh (53)			
9/19	! at Wisconsin	A	W	15-11, 15-5, 15-8	16	52	.192	43	4	59	6	Zumerchik (19)	Vranesh (15)	Wolfe (3)	Vranesh (42)			
9/25	* Kansas	H	W	15-7, 15-6, 15-5	16	49	.304	40	4	48	5	Kohler (15)	Vranesh (13)	Vranesh (3)	Vranesh (36)			
9/26	* Missouri	H	W	15-10, 15-5, 15-10	16	54	.227	51	4	57	10	Downey (12)	Wolfe (13)	Sweeney (6)	Vranesh (46)			
9/29	Wyoming (RV)	H	L	15-7, 9-15, 15-4, 13-15, 16-14	16	71	.106	58	11	81	7	Kohler (20)	Vranesh (19)	Zumerchik (3)	Vranesh (52)			
10/3	* at Missouri	A	W	15-7, 15-6, 15-4	16	65	.397	53	8	53	8	KD/SW (12)	Kohler (14)	HS/LW (3)	Vranesh (49)			
10/7	* at Iowa State	A	W	4-15, 10-15, 15-5, 15-0, 16-14	18	61	.249	56	6	97	5	Downey (17)	Kohler (22)	SW/JZ (2)	Vranesh (47)			
10/14	* at Oklahoma	A	W	16-14, 15-9, 15-6	15	60	.282	53	9	45	3	Kohler (16)	Kohler (14)	Zumerchik (2)	Vranesh (47)			
10/17	* Kansas State	H	W	15-5, 15-6, 15-13	15	50	.237	38	10	36	5	KD/MK (12)	Wolfe (9)	Prahn (5)	Vranesh (38)			
10/20	Colorado State (RV)	H	W	11-15, 15-12, 15-6, 15-11	13	65	.214	48	7	56	12	Wolfe (18)	Kohler (16)	Sweeney (5)	Vranesh (46)			
10/24	* at Nebraska (5)	A	L	5-15, 9-15, 12-15	13	30	.044	27	9	44	1	KD/MK (9)	MK/NV (12)	KD/JZ (4)	Vranesh (24)			
10/30	at UMKC	A	W	15-9, 15-3, 15-6	14	39	.338	37	5	34	6	Wolfe (8)	Parke (7)	Zumerchik (4)	Vranesh (33)			
10/31	* at Kansas	A	W	15-12, 15-5, 10-15, 15-5	14	62	.258	47	10	62	11	Downey (18)	KD/NV (14)	Zumerchik (5)	Vranesh (46)			
11/4	* Nebraska (5)	H	L	5-15, 10-15, 15-9, 15-8, 14-16	13	78	.090	64	7	104	3	Downey (19)	Vranesh (26)	Sweeney (2)	Vranesh (60)			
11/7	* Iowa State	H	W	15-2, 15-8, 15-3	13	33	.269	25	2	26	7	Wolfe (8)	Vranesh (9)	Zumerchik (4)	Vranesh (23)			
11/10	at Colorado St. (RV)	A	L	7-15, 12-15, 3-15	12	39	.104	31	1	46	5	Zumerchik (10)	Kohler (12)	Sweeney (3)	Vranesh (27)			
11/13	% at UCLA (1)	A	L	11-15, 6-15, 6-15	12	45	.153	42	4	41	2	Downey (17)	Kohler (10)	Sweeney (2)	Vranesh (32)			
11/14	% USC (10)	N	L	15-13, 6-15, 15-17, 13-15	12	83	.228	78	6	100	6	Zumerchik (19)	Downey (29)	Sweeney (6)	Vranesh (72)			
11/18	* Oklahoma	H	W	15-8, 15-3, 15-7	15	57	.292	47	5	42	8	Downey (13)	Kohler (14)	Zumerchik (7)	Vranesh (45)			
11/21	* at Kansas State	A	W	15-5, 15-3, 10-15, 15-10	15	51	.254	48	9	48	6	Kohler (13)	Kohler (13)	Sweeney (4)	Vranesh (43)			
11/27	& Iowa State	N	W	15-9, 15-6, 15-13	15	54	.211	45	3	53	5	Downey (14)	Downey (14)	KD/JZ (3)	Vranesh (41)			
11/28	& Nebraska (7)	N	W	16-14, 15-11, 9-15, 15-8	15	81	.208	72	8	91	6	Kohler (23)	Wolfe (21)	MK/JZ (3)	Vranesh (67)			
12/3	\$ at Nebraska (7)	A	L	11-15, 8-15, 15-8, 17-19	15	60	.111	50	6	67	8	Wolfe (14)	Downey (17)	Sweeney (6)	Vranesh (49)			

* - Big Eight Conference Match; # - Colorado Invitational, Boulder, Colo.; ^ - Illini Classic, Champaign, Ill.; ! - Inntower Invitational, Madison, Wis.; % - UCLA/Paul Mitchell Classic, Los Angeles, Calif.; & - Big Eight Conference Tournament, Omaha, Neb.; \$ - NCAA Tournament First Round, Lincoln, Neb.; All Home Matches Played At Coors Events/Conference Center.

Team Statistics

Player	MP-MS	GP	K	E	TA	Pct.	Ast.	SA	SE	RE	Dig	BS	BA	TB	BE	BHE
Chiang	29-0	92	0	0	5	.000	6	18	25	0	95	0	0	0	0	2
Downey	31-31	107	387	198	1022	.185	29	31	76	63	303	15	37	52	9	7
Engel	1-0	1	0	0	0	—	0	0	0	0	0	0	0	0	0	0
Kohler	31-31	107	364	177	1092	.171	18	44	46	38	371	8	18	26	0	10
Parke	22-2	38	24	13	74	.149	1	6	14	7	30	0	1	1	0	1
Prahn	12-0	21	14	7	38	.184	0	2	3	0	13	3	11	14	1	1
Sweeney	30-26	106	220	82	505	.273	15	38	36	1	178	21	58	79	12	6
Vranesh	31-31	110	99	42	251	.227	1360	18	33	4	331	4	31	35	2	28
Williams	26-5	47	39	13	88	.295	11	11	5	0	28	4	13	17	0	2
Wolfe	29-29	99	256	118	735	.188	32	45	85	11	245	4	24	28	5	5
Zumerchik	31-31	107	312	95	676	.321	8	8	37	3	123	20	56	76	10	4
TOTALS	31	110	1715	745	4486	.216	1480	221	360	127	1717	79	249	203	39	66

Team Roster

No.	Name	Pos.	Ht.	Yr.	Hometown (High School / College)
1	Kelly Prahn	MB	5-9	Fr.	Los Altos, Calif. (St. Francis)
2	Janine Zumerchik	MB	6-2	So.	Palos Park, Ill. (Carl Sandburg)
3	Stephanie Chiang	DS	5-4	Jr.	Irvine, Calif. (Irvine)
4	Staci Wolfe	LS	5-10	So.	San Jose, Calif. (St. Francis)
5	Leah Williams	MB	6-0	Fr.	San Diego, Calif. (La Jolla)
7	Nicole Vranesh	S	5-8	Jr.	Las Vegas, Nev. (Bonanza)
10	Karrie Downey	LS	5-10	So.	La Mesa, Calif. (Helix)
11	*Tracy Seiler	S	5-8	Fr.	Chicago, Ill. (Maria)
12	*Karrin Borchard	S	5-11	Fr.	Meeker, Colo. (Meeker)
13	Shannon Parke	LS	5-10	Fr.	Manhattan Beach, Calif. (Mira Costa)
14	Heather Sweeney	MB	5-11	Fr.	Nipomo, Calif. (Arroyo Grande)
17	*Kacey Engel	MB	6-1	Fr.	Arvada, Colo. (Arvada West)
18	Michele Kohler	LS	5-7	Sr.	Oak Lawn, Ill. (H.L. Richards)

* - Spent the season as a redshirt.

HEAD COACH: Brad Saindon (Arizona State '76, Oklahoma '84)
ASSISTANT COACHES: Pi'i Aiu (Colorado '89), Kim Jagd (UCLA '87)

1992 Milestones

- ✓ **Oct. 31** - On the heels of KU's Basketball Madness, CU plays in front of a record 8,500 and records a 3-1 win.
- ✓ **Nov. 28** - After 15 unsuccessful tries, the Buffs finally upend No. 7 Nebraska in the Big Eight Tournament, claiming their first ever Big Eight Tournament Championship.
- ✓ **Dec. 3** - A twist of fate caught up with the Buffs in their second straight trip to the NCAA Tournament, third overall and fourth straight trip to the postseason as less than a week after their milestone victory over Nebraska, the Buffs draw a first-round match against the Huskers in Lincoln and fall in four games.
- ✓ **AWARDS** - Nicole Vranesh earns first-team all-district and Janine Zumerchik earns a second-team nod as both are the first players in program history to receive such honors. Vranesh was also first-team all-Big Eight. Brad Saindon is named the Big Eight Coach of the Year.
- ✓ **STAT SHOTS** - Michele Kohler becomes the second player in program history to reach 1,000 kills and in doing so the second to record over 1,000 in both kills and digs in a career.
- ✓ **STAT SHOTS** - Nicole Vranesh led the Big Eight in assists per game with a 12.36 per game average, which is also good enough for 16th in the final NCAA rankings for 1992.



1993

(26-6 • 11-1 Big Eight (1st) • 14-0 Home • 7-2 Away • 5-4 Neutral)

Date	Opponent	H/A	W/L	Score	-----Team Statistical Totals-----								-----Individual Statistical Leaders-----			
					Rank	K	Att%	Ast	SA	Dig	TB	Kills	Digs	Blocks	Assists	
9/2	# Tennessee	H	W	15-6, 15-8, 15-5	12	47	.273	34	7	44	9	Downey (17)	Downey (11)	Sweeney (8)	Vranesh (32)	
9/3	# Minnesota	H	W	15-9, 15-15, 15-3, 15-7	12	74	.228	58	8	72	4	Wolfe (20)	Wolfe (15)	kd/sp/hs/nv/sw/jz (1)	Vranesh (55)	
9/4	# Bowling Green	H	W	15-6, 15-3, 15-4	12	49	.280	41	8	55	6	Wolfe (15)	Downey (18)	Zumerchik (3)	Vranesh (35)	
9/10	@ Long Beach State (2)	N	L	15-10, 8-15, 7-15, 6-15	11	71	.269	61	10	32	3	Wolfe (18)	Downey (9)	KD/JZ (2)	Vranesh (56)	
9/11	@ Illinois (9)	N	W	15-13, 9-15, 14-16, 15-6, 15-9	11	88	.267	79	8	47	5	Wolfe (26)	Downey (15)	Downey (3)	Vranesh (75)	
9/14	at Wyoming	A	W	15-11, 12-15, 15-10, 15-7	8	75	.185	68	3	91	6	Zumerchik (16)	Downey (24)	SW/JZ (2)	Vranesh (55)	
9/17	##Indiana	H	W	15-6, 15-8, 15-6	8	51	.260	34	4	54	7	Downey (12)	Wolfe (12)	Zumerchik (3)	Vranesh (32)	
9/18	##Michigan	H	W	15-11, 15-17, 15-13, 15-9	8	75	.187	62	4	80	12	Zumerchik (21)	Downey (19)	Zumerchik (8)	Vranesh (59)	
9/22	* Kansas State	H	W	15-3, 15-7, 15-6	9	51	.279	39	11	29	5	Williams (14)	Williams (6)	KD/SP (2)	Vranesh (39)	
9/24	! at Kentucky (10)	A	L	12-15, 8-15, 6-15	9	44	.144	37	7	33	3	Downey (13)	Wolfe (10)	Zumerchik (2)	Vranesh (33)	
9/25	! Houston	N	W	15-10, 16-14, 15-13	9	52	.178	42	8	51	9	Downey (15)	Downey (12)	Zumerchik (7)	Vranesh (40)	
9/25	! Butler	N	W	15-7, 15-4, 15-7	9	44	.337	36	8	39	5	Downey (14)	Downey (15)	Zumerchik (3)	Vranesh (26)	
10/2	* Missouri	H	W	15-7, 15-10, 15-5	11	63	.268	50	9	41	4	Wolfe (14)	Wolfe (8)	Vranesh (2)	Vranesh (39)	
10/5	at Colorado St. (20)	A	W	16-14, 15-17, 15-12, 15-5	12	103	.219	84	5	117	14	Wolfe (25)	Vranesh (28)	Williams (5)	Vranesh (78)	
10/8	^ Pacific (11)	N	L	6-15, 15-17, 2-15	12	52	.196	44	2	53	2	Downey (17)	Wacholder (14)	KD/SW/JZ (1)	Vranesh (39)	
10/9	^ Texas (3)	N	L	16-14, 3-15, 13-15, 11-15	12	72	.144	72	9	99	9	KD/JZ (17)	Vranesh (25)	NV/JZ (5)	Vranesh (65)	
10/13	* Nebraska (11)	H	W	15-13, 9-15, 15-12, 5-15, 15-9	12	95	.197	79	2	94	7	Wolfe (23)	Vranesh (21)	Williams (4)	Vranesh (73)	
10/16	* Iowa State	H	W	15-5, 15-11, 15-10	12	44	.273	39	11	35	7	Downey (10)	KD/NV (7)	Williams (6)	Vranesh (39)	
10/20	Wyoming	H	W	15-12, 15-11, 15-10	11	57	.190	47	4	66	5	Downey (14)	Vranesh (16)	Zumerchik (3)	Vranesh (46)	
10/22	* at Kansas	A	W	15-2, 15-6, 15-13	11	41	.257	36	7	57	7	Williams (9)	Wacholder (15)	RW/LW (3)	Vranesh (30)	
10/23	* at Kansas State	A	W	15-7, 15-2, 15-7	11	48	.269	43	7	38	11	Downey (9)	KD/RW (9)	Williams (6)	Vranesh (35)	
10/26	* Oklahoma	H	W	15-13, 16-14, 15-13	10	59	.161	51	5	70	11	Downey (19)	Vranesh (20)	Zumerchik (6)	Vranesh (45)	
10/30	* at Nebraska (12)	A	L	8-15, 8-15, 8-15	10	34	.038	29	1	42	5	KD/SW (12)	Wacholder (11)	Williams (4)	Vranesh (28)	
11/3	* at Oklahoma	A	W	12-15, 15-8, 7-15, 15-3, 15-10	10	67	.250	56	11	60	4	Downey (22)	Vranesh (20)	Williams (3)	Vranesh (48)	
11/6	* Kansas	H	W	15-10, 10-15, 15-9, 15-6	10	73	.240	66	5	88	8	Downey (21)	Downey (22)	Williams (5)	Vranesh (60)	
11/13	* at Iowa State	A	W	15-7, 15-3, 15-13	9	37	.171	33	8	70	3	Downey (11)	RW/LW (14)	Downey (2)	Vranesh (30)	
11/16	Colorado State (RV)	H	W	15-4, 15-10, 15-13	9	65	.250	57	6	70	10	Wolfe (18)	Wacholder (18)	Williams (5)	Vranesh (54)	
11/20	* at Missouri	A	W	16-14, 15-10, 15-12	9	64	.238	54	4	93	7	KD/SW (15)	Downey (22)	Wacholder (2)	Vranesh (46)	
11/26	& Iowa State	N	W	7-15, 15-8, 15-10, 15-7	9	59	.139	51	7	65	2	Wolfe (20)	Wolfe (18)	Engel (2)	Vranesh (50)	
11/27	& Nebraska (8)	N	W	7-15, 15-10, 9-15, 15-13, 15-11	9	75	.154	65	9	83	9	Downey (25)	Downey (27)	LW/JZ (4)	Vranesh (59)	
12/5	\$ Illinois (23)	H	W	15-7, 15-5, 15-10	9	64	.349	56	5	43	4	Downey (19)	Downey (12)	Zumerchik (3)	Vranesh (53)	
12/9	\$\$Penn State (7)	N	L	15-9, 14-16, 18-16, 8-15, 7-15	9	99	.207	92	3	104	4	Downey (34)	Downey (24)	Williams (4)	Vranesh (87)	

* - Big Eight Conference Match; # - Colorado PowerBar Invitational, Boulder, Colo.; @ - Reebok Challenge, Chicago, Ill.; ## - Coors Conference Challenge, Boulder, Colo.; ! - Ramada Conference Challenge, Lexington, Ky.; ^ - Bank of America/Stanford Invitational, Stanford, Calif.; & - Big Eight Tournament, Omaha, Neb.; \$ - NCAA Second Round Match, Boulder, Colo.; \$\$ - NCAA Midwest Regional (Sweet 16); Minneapolis, Minn.

Team Statistics

Player	MP-MS	GP	K	E	TA	Pct.	Ast.	SA	SE	RE	Dig	BS	BA	TB	BE	BHE
Anderson	14-0	21	1	0	5	.200	20	2	7	1	5	0	0	0	0	1
Downey	32-30	112	501	230	1259	.215	26	44	55	45	414	22	35	57	11	1
Engel	13-0	15	16	9	51	.137	4	3	5	0	3	1	5	6	0	0
Parke	29-9	78	44	8	98	.367	8	9	18	1	68	3	1	4	0	1
Seiler	18-0	33	2	0	6	.333	1	0	8	0	24	0	0	0	0	0
Sweeney	8-5	24	42	15	98	.276	3	4	9	1	27	7	7	14	1	3
Vranesh	32-30	114	111	38	277	.264	1541	24	40	2	358	12	25	37	0	14
Wacholder	32-30	105	219	79	569	.246	51	26	24	12	296	6	28	34	5	1
Williams	27-25	95	247	108	592	.235	16	23	39	0	245	19	50	69	5	4
Wolfe	32-30	112	427	265	1403	.115	19	60	118	65	369	7	25	32	4	1
Zumerchik	32-30	109	382	124	835	.309	8	11	31	4	206	17	51	68	7	4
TOTALS	32	114	1992	876	5193	.215	1697	206	354	131	2015	94	227	207	33	30

Team Roster

No.	Name	Pos.	Ht.	Yr.	Hometown (High School / College)
1	Kelly Prahm	MB	5-9	So.	Los Altos, Calif. (St. Francis)
2	Janine Zumerchik	MB	6-2	Jr.	Palos Park, Ill. (Carl Sandburg)
3	Tracy Seiler	S	5-8	RFr.	Chicago, Ill. (Maria)
4	Staci Wolfe	LS	5-10	Jr.	San Jose, Calif. (St. Francis)
5	Leah Williams	MB	6-0	So.	San Diego, Calif. (La Jolla)
6	Jennifer Anderson	S	5-10	Fr.	Crescent City, Calif. (Del Norte)
7	Nicole Vranesh	S	5-8	Sr.	Las Vegas, Nev. (Bonanza)
10	Karrie Downey	LS	5-10	Jr.	La Mesa, Calif. (Helix)
11	Rachel Wacholder	RS	5-8	Fr.	Laguna Beach, Calif. (Laguna)
13	Shannon Parke	LS	5-10	So.	Manhattan Beach, Calif. (Mira Costa)
14	Heather Sweeney	MB	5-11	So.	Nipomo, Calif. (Arroyo Grande)
16	*Brenda Bauernfeind	DS	5-7	Jr.	Denver, Colo. (Adams City/UCCS)
17	Kacey Engel	MB	6-1	RFr.	Arvada, Colo. (Arvada West)

* - Spent the season as a redshirt.

HEAD COACH: Brad Saindon (Arizona State '76, Oklahoma '84)
ASSISTANT COACHES: Pi'i Aiu (Colorado '89), Janine Gremmel Smith (Texas '93)

1993 Milestones

- ✓ **Sept. 4** - In the third match of the season, CU head coach Brad Saindon wins his 100th career match.
- ✓ **Oct. 13** - CU edges Nebraska 3-2 in Boulder to set up CU's first-ever conference championship. With this championship, CU became just the second team to win a Big Eight championship, as Nebraska took the first 17 and the final two.
- ✓ **Dec. 5** - After topping the Huskers again and claiming their second straight Big Eight Tournament championship, CU earns a first-round bye and takes revenge on Illinois from an early season loss to the Illini. CU makes it to its first Sweet 16, losing in five games to Penn State.
- ✓ **AWARDS** - Karrie Downey and Nicole Vranesh both earn first team All-District, while Janine Zumerchik is named second-team. Downey and Vranesh are also first-team All-Big Eight selections. Brad Saindon earns his second straight Big Eight Coach of the Year Award and third overall.
- ✓ **STAT SHOTS** - The Buffs lead the Big Eight with 17.47 kills per game and 14.87 assists per game. The kills per game were second in the NCAA and the assists per game were seventh in the NCAA.
- ✓ **STAT SHOTS** - Nicole Vranesh led the Big Eight with 13.49 assists per game, which was good for fourth in the NCAA.
- ✓ **STAT SHOTS** - Staci Wolfe led the Big Eight with 59 aces in 112 games, or .53 per game.
- ✓ **STAT SHOTS** - Karrie Downey becomes the third player to reach 1,000 kills and the fourth to reach 1,000 digs, while Vranesh edged her out to become the third to 1,000 digs.
- ✓ **STAT SHOTS** - Vranesh took over first place on the career assists chart, recording her 4,000th and 5,000th on the season. She also finished her career playing in 343 consecutive games.
- ✓ **STAT SHOTS** - Staci Wolfe's 1,403 attacks are still a single-season record while Karrie Downey's 501 kills was a CU record and is still No. 2.



(23-8 • 10-2 Big Eight (2nd) • 13-4 Home • 7-3 Away • 3-1 Neutral)

Date	Opponent	H/A	W/L	Score	Rank	-----Team Statistical Totals-----						-----Individual Statistical Leaders-----			
						K	Att%	Ast	SA	Dig	TB	Kills	Digs	Blocks	Assists
9/1	# Washington (RV)	H	W	15-13, 7-15, 15-10, 16-14	14	79	.207	71	5	76	7	KD/SW (21)	Wolfe (19)	LW/JZ (2)	Anderson(62)
9/2	# BYU (6)	H	L	15-8, 13-15, 12-15, 9-15	14	62	.145	58	6	75	9	Wolfe (22)	Downey (18)	Williams (4)	Anderson(53)
9/3	# Butler	H	W	15-2, 15-7, 15-11	14	55	.255	49	3	51	5	Downey (15)	Downey (10)	Anderson (3)	Anderson(45)
9/7	New Orleans	H	W	15-3, 15-8, 15-8	14	39	.353	36	9	34	6	Downey (10)	LW/SW (9)	Williams (4)	Anderson(29)
9/9	^ Northern Illinois	N	W	15-3, 15-9, 15-4	14	36	.387	31	8	33	6	KD/SW (9)	SW/JZ (8)	Williams (3)	Anderson(29)
9/10	^ Houston (RV)	N	W	17-15, 15-8, 15-12	14	72	.308	66	10	50	11	Downey (18)	Wolfe (13)	Williams (5)	Anderson(61)
9/11	^ at Ohio State (5)	A	L	2-15, 12-15, 12-15	14	38	.050	32	6	39	7	LW/SW (10)	Downey (12)	KD/LW/JZ (3)	Anderson(31)
9/15	##Notre Dame (13)	H	L	4-15, 15-3, 13-15, 12-15	15	61	.199	56	4	69	10	Downey (22)	KD/SW (15)	Williams (5)	Anderson(38)
9/16	##Michigan State	H	W	16-14, 15-3, 14-16, 15-3	15	76	.197	68	6	95	10	Zumerchik (26)	Downey (25)	Williams (5)	Seiler(47)
9/18	##Texas A&M	H	L	14-16, 6-15, 15-4, 14-16	15	75	.145	69	4	94	11	Wolfe (31)	Downey (27)	Wacholder (5)	Seiler(40)
9/28	* at Oklahoma	A	W	15-11, 15-13, 17-15	19	52	.188	45	3	62	8	Wacholder (22)	Williams (15)	Zumerchik (4)	Seiler(42)
9/30	North Carolina	H	W	15-12, 15-5, 15-5	19	61	.306	55	2	70	14	Zumerchik (20)	Downey (20)	TS/LW/JZ (5)	Seiler(52)
10/1	* Kansas State	H	W	15-6, 15-9, 15-6	19	46	.269	46	7	38	4	Downey (13)	Downey (10)	Parke (2)	Seiler(43)
10/5	* at Missouri	A	W	15-7, 15-13, 16-14	17	46	.266	40	2	61	8	Wacholder (13)	Williams (16)	Williams (5)	Seiler(37)
10/8	* Iowa State	H	W	15-3, 15-8, 15-8	17	50	.322	42	8	50	10	Wacholder (18)	Downey (12)	Zumerchik (4)	Seiler(39)
10/11	* at Wyoming (25)	A	W	15-6, 15-7, 15-9	17	52	.292	47	5	69	5	Downey (17)	Downey (15)	Zumerchik (3)	Seiler(41)
10/15	* Kansas	H	W	15-3, 15-1, 15-0	17	41	.456	38	3	29	8	Wacholder (17)	Zumerchik (10)	Koepke (4)	Seiler(33)
10/19	Colorado State	H	W	15-12, 15-6, 15-12	15	46	.183	42	1	74	18	Downey (16)	Downey (22)	Koepke (10)	Seiler(37)
10/21	* Missouri	H	W	15-2, 15-3, 15-1	15	22	.298	18	11	23	8	Downey (11)	Wacholder (6)	Williams (5)	Anderson(9)
10/25	Wyoming (RV)	H	W	15-10, 15-9, 18-16	14	61	.212	58	4	79	7	Downey (21)	Seiler (15)	Williams (4)	Seiler(52)
10/29	* at Nebraska (2)	A	L	3-15, 12-15, 5-15	14	60	.408	53	0	55	6	Downey (15)	Downey (13)	KD/LW/JZ (3)	Seiler(39)
11/2	* Oklahoma	H	W	15-6, 15-11, 15-3	14	46	.358	41	2	44	7	Downey (20)	Wacholder (17)	Williams (4)	Seiler(35)
11/5	* at Iowa State	A	W	15-10, 16-18, 15-10, 15-5	14	82	.294	70	6	97	13	Williams (14)	Downey (41)	Williams (8)	Seiler(66)
11/9	at Colorado State	A	W	15-4, 12-15, 15-3, 15-1	14	77	.314	66	10	78	10	Zumerchik (18)	Downey (25)	Williams (8)	Seiler(63)
11/12	* at Kansas	A	W	15-4, 15-2, 15-6	14	36	.255	31	8	50	6	Downey (11)	Zumerchik (12)	Williams (4)	Seiler(29)
11/16	* Nebraska (2)	H	L	13-15, 5-15, 2-15	13	33	.138	29	6	31	4	Downey (12)	Wacholder (11)	Williams (3)	Seiler(21)
11/19	* at Kansas State	A	W	15-8, 15-10, 15-12	13	52	.311	44	10	40	4	Downey (16)	Wacholder (12)	Zumerchik (3)	Seiler(44)
11/25	& Iowa State	N	W	14-16, 16-14, 11-15, 15-11, 16-14	13	84	.218	75	5	94	15	Downey (28)	Downey (29)	Williams (9)	Seiler(58)
11/26	& Nebraska (1)	N	L	6-15, 15-13, 6-15, 8-15	13	57	.147	52	7	61	10	Downey (20)	Downey (19)	Williams (8)	Seiler(51)
12/4	\$ Northern Iowa	H	W	14-16, 15-13, 15-9, 15-12	13	77	.244	72	4	78	16	Downey (21)	RW/LW (18)	Downey (8)	Seiler(57)
12/9	\$\$Nebraska (1)	A	L	11-15, 7-15, 5-15	13	40	.152	35	2	46	2	Wacholder (16)	Downey (13)	Williams (2)	Seiler(33)

* - Big Eight Conference Match; #-Colorado Coors Invitational, Boulder, Colo.; ^ - Buckeye Classic, Columbus, Ohio; ##-Colorado PowerBar Invitational, Boulder, Colo.; &- Big Eight Conference Tournament, Salina, Kan.; \$-NCAA Second Round Match, Boulder, Colo.; \$\$-NCAA Mid-east Regional (Sweet 16), Lincoln, Neb.; All home matches played at Coors Events/Conference Center.

Team Statistics

Player	MP-MS	GP	K	E	TA	Pct.	Ast.	SA	SE	RE	Dig	BS	BA	TB	BE	BHE
Anderson	24-7	55	15	8	39	.179	414	18	11	0	58	2	12	14	2	15
Baurenfeind	2-0	4	0	0	2	—	0	0	0	0	4	0	0	0	0	0
Downey	31-29	103	462	188	1276	.215	42	32	39	36	452	31	35	66	8	7
Engel	3-0	3	4	2	8	.250	0	0	2	0	2	0	1	1	0	1
Koepke	24-10	71	72	17	159	.246	12	6	34	0	47	10	51	61	4	4
Parke	29-0	85	12	4	41	.195	9	9	30	1	100	4	8	12	0	0
Prahn	7-0	9	3	1	8	.250	1	0	0	0	4	0	0	0	1	0
Seiler	31-19	94	30	13	89	.191	979	15	27	0	188	3	27	30	9	44
Wacholder	31-30	104	371	149	1206	.184	31	45	71	29	318	16	27	43	6	3
Williams	31-30	102	280	98	586	.311	16	22	23	0	282	29	98	127	9	2
Wolfe	10-9	34	155	64	383	.238	8	10	49	5	123	3	8	11	5	3
Zumerchik	31-29	102	296	94	707	.286	12	13	38	0	255	11	51	62	10	14
TOTALS	31	104	1700	636	4502	.236	1524	170	324	71	1833	109	318	268	54	93

Team Roster

No.	Name	Pos.	Ht.	Yr.	Hometown (High School / College)
1	Kelly Prahn	MB	5-9	Jr.	Los Altos, Calif. (St. Francis)
2	Janine Zumerchik	MB	6-2	Sr.	Palos Park, Ill. (Carl Sandburg)
3	Tracy Seiler	S	5-9	So.	Chicago, Ill. (Maria)
4	Staci Wolfe	LS	5-10	Sr.	San Jose, Calif. (St. Francis)
5	Leah Williams	MB	6-0	Jr.	San Diego, Calif. (La Jolla)
6	Jennifer Anderson	S	5-9	So.	Crescent City, Calif. (Del Norte)
7	*Andria Shaw	LS	5-11	Fr.	Longmont, Colo. (Longmont)
8	*Shelly Wolfe	S	6-0	Fr.	San Jose, Calif. (St. Francis)
10	Karrie Downey	LS	5-10	Sr.	La Mesa, Calif. (Helix)
11	Rachel Wacholder	LS	5-9	So.	Laguna Beach, Calif. (Laguna)
12	Alison Koepke	MB	6-3	Fr.	Walnut Creek, Calif. (Monte Vista)
13	Shannon Parke	RS	5-10	Jr.	Manhattan Beach, Calif. (Mira Costa)
16	Brenda Bauernfeind	DS	5-8	Sr.	Thornton, Colo. (Adams City/UCCS)
17	Kacey Engel	MB	6-0	So.	Arvada, Colo. (Arvada West)

*-Spent the season as a redshirt.

HEAD COACH: Brad Sandon (Arizona State '76, Oklahoma '84)
ASSISTANT COACHES: Pi'i Aiu (Colorado '89), Kim Jagd (UCLA '87)

1994 Milestones

- ✓ **Oct. 25**—The Buffs finish the best run in school history. Not only did the Buffs win 10 straight matches, which still ties the program record, but they swept all 10 teams to win 30 straight games.
- ✓ **Nov. 16**—The Buffs match against Nebraska draws 3,685 to the Events Center, still the school record.
- ✓ **Dec. 4**—The Buffs earn their fourth straight trip to the NCAA Tournament, fifth overall and sixth straight trip to the post season as they earn a first-round bye and defeat Northern Iowa in the second round for their second straight Sweet 16 appearance.
- ✓ **AWARDS**—Karrie Downey is named fist-team all-district, while Leah Williams makes the second team. They both are named first-team all-Big Eight.
- ✓ **STAT SHOTS**—Downey surpasses Tina Murray in both career kills, digs and attacks and goes out as the all-time Big Eight leader in all three categories. She has a CU record 41 digs against Iowa State on Nov. 5 and her 4.39 digs per game average is the only instance in CU history when a player has averaged over 4.0 per game.
- ✓ **STAT SHOTS**—Staci Wolfe records 31 kills against Texas A&M on Sept. 18, setting a record for four games that still stands and surpassing the 1,000 kill plateau in what would be her last match. She was the fourth player to reach 1,000 kills and just a match earlier was the fifth to reach 1,000 digs for a career.
- ✓ **STAT SHOTS**—Janine Zumerchik became the fifth Buff to record 1,000 career kills, and is still the only middle blocker in CU history over 1,000 kills.
- ✓ **STAT SHOTS**—Rachel Wacholder led the Big Eight in conference matches with 22 aces in 37 games, averaging .60 per game.

HISTORY



1995

(17-11 • 8-4 Big Eight (2nd) • 10-3 Home • 6-6 Away • 1-2 Neutral)

Date	Opponent	H/A	W/L	Score	Rank	Team Statistical Totals						Individual Statistical Leaders			
						K	Att%	Ast	SA	Dig	TB	Kills	Digs	Blocks	Assists
9/1	# Ohio State (10)	H	W	9-15, 15-4, 15-7, 15-7	12	47	.227	38	9	47	22	Lodge (14)	Williams (12)	Koepke (10)	Wolfe (36)
9/2	# Kentucky	H	W	15-10, 15-5, 15-7	12	56	.339	48	4	44	9	Wacholder (17)	Wacholder (9)	AK/MS (4)	Wolfe (29)
9/3	# Georgia Tech (20)	H	L	6-15, 15-6, 15-13, 14-16, 19-21	12	81	.154	76	14	80	13	Wacholder (29)	Wacholder (34)	Williams (10)	Wolfe (68)
9/4	Ball State	H	W	15-12, 7-15, 2-15, 15-0, 24-22	12	69	.180	57	5	71	15	Schutz (18)	Wacholder (16)	Williams (12)	Wolfe (44)
9/7	^ Georgia (20)	N	L	15-1, 11-15, 13-15, 15-10, 11-15	12	52	.089	47	9	87	19	Wacholder (15)	Wacholder (18)	Williams (13)	Wolfe (38)
9/8	^ at BYU (17)	A	W	12-15, 15-6, 15-2, 15-10	12	57	.205	49	8	98	13	Wacholder (18)	Wacholder (29)	AK/LW (9)	Wolfe (44)
9/9	^ Minnesota	N	W	15-5, 15-12, 15-10	12	45	.256	39	6	68	14	Wacholder (12)	Wacholder (19)	Williams (7)	Wolfe (31)
9/13	at Wyoming	A	W	15-5, 15-4, 13-15, 15-3	15	66	.394	54	12	52	11	FW/LW (14)	TL/MS (9)	Williams (8)	Anderson (41)
9/17	Gonzaga	H	W	15-2, 15-6, 7-15, 15-3	15	57	.299	50	10	52	12	Williams (13)	Williams (15)	Williams (7)	Wolfe (46)
9/23	at Notre Dame (7)	A	L	13-15, 1-15, 14-16	15	42	.183	38	7	43	4	Wacholder (15)	TL/LW (9)	Williams (3)	Wolfe (23)
9/24	at Notre Dame (7)	A	L	0-15, 9-15, 4-15	15	17	.048	17	3	37	5	Wacholder (6)	Wacholder (11)	Schutz (3)	Anderson (13)
9/27	* Nebraska (1)	H	L	6-15, 5-15, 12-15	16	39	.225	32	6	25	3	Schutz (12)	Williams (6)	Williams (2)	Anderson (16)
9/30	* at Kansas State	A	L	10-15, 11-15, 15-10, 4-15	16	65	.251	53	3	54	9	Wacholder (21)	Schutz (12)	Williams (7)	Wolfe (33)
10/4	Colorado State	H	L	15-11, 12-15, 9-15, 4-15	20	70	.245	59	9	61	9	Wacholder (16)	Wacholder (17)	Koepke (5)	Wolfe (48)
10/7	* at Kansas	A	W	15-12, 16-14, 10-15, 11-15	20	69	.190	61	13	87	7	Wacholder (21)	TL/RW (14)	Williams (5)	JA/SW (27)
10/11	* Oklahoma	H	W	13-15, 15-4, 15-6, 15-8	24	66	.318	61	10	50	15	Wacholder (22)	Wacholder (18)	LS/LW (9)	Wolfe (58)
10/14	* at Iowa State	A	L	14-16, 15-6, 15-3, 13-15, 10-15	24	70	.192	62	10	107	17	Lodge (17)	Wacholder (33)	Koepke (11)	Wolfe (31)
10/18	Wyoming	H	W	15-7, 15-8, 15-8	—	47	.317	44	11	34	12	Wacholder (16)	Wacholder (9)	Koepke (7)	Wolfe (19)
10/21	* at Nebraska (1)	A	L	4-15, 3-15, 2-15	—	25	.079	23	1	21	1	Wacholder (9)	Wacholder (7)	SL/LW (1)	Wolfe (45)
10/24	at Colorado State	A	W	12-15, 15-5, 15-5, 5-15, 16-14	—	62	.273	50	5	50	18	Lodge (20)	LW/SW (10)	Bunce (10)	Wolfe (18)
10/27	* Missouri	H	W	15-3, 15-6, 15-11	—	43	.283	36	11	35	4	Wacholder (11)	Bunce (12)	Williams (2)	Anderson (18)
11/4	* Kansas	H	W	15-7, 15-7, 15-8	—	54	.263	50	6	58	12	Wacholder (16)	Williams (13)	Koepke (8)	Wolfe (36)
11/8	* at Missouri	A	W	15-11, 13-15, 15-10, 15-13	—	47	.108	43	12	69	16	SL/RW (11)	RW/SW (14)	Williams (8)	Wolfe (35)
11/11	* Iowa State	H	W	6-15, 15-13, 13-15, 15-11, 17-15	—	71	.137	63	5	94	20	Wacholder (26)	Wacholder (18)	Williams (10)	Wolfe (55)
11/15	* at Oklahoma	A	W	12-15, 15-9, 15-7, 15-6	—	63	.273	57	7	67	7	Wacholder (24)	Wacholder (14)	Williams (5)	Wolfe (53)
11/18	* Kansas State	H	W	15-12, 15-8, 15-6	—	33	.137	30	9	45	14	Lodge (11)	Williams (15)	Bunce (7)	Wolfe (26)
11/24	& Iowa State	N	L	17-15, 9-15, 15-17, 11-15	—	70	.120	64	8	127	14	Wacholder (25)	Wacholder (40)	Koepke (8)	Wolfe (61)
11/29	\$ at Northern Iowa (24)	A	L	7-15, 12-15, 19-21	—	65	.253	50	8	68	14	Williams (9)	Wolfe (16)	Bunce (8)	Wolfe (46)

* - Big Eight Conference Match; #-Colorado PowerBar Invitational, Boulder, Colo.; ^-BYU Mizzuno Invitational, Provo, Utah; &-Big Eight Tournament, Omaha, Neb.; \$-NCAA First Round Match, Cedar Falls, Iowa.

HISTORY

Team Statistics

Player	MP-MS	GP	K	E	TA	Pct.	Ast.	SA	SE	RE	Dig	BS	BA	TB	BE	BHE
Anderson	23-2	58	8	8	26	.000	226	7	18	3	58	0	7	7	3	6
Bunce	28-13	101	77	36	193	.212	6	14	19	0	154	5	53	58	5	3
Cochran	4-0	7	0	0	0	—	0	0	0	0	5	0	0	0	0	0
Koepke	28-26	105	148	70	413	.189	40	24	76	2	98	14	128	142	2	6
Lodge	28-19	97	265	125	761	.184	18	34	76	37	161	4	51	55	6	1
Lynch	27-19	92	152	67	546	.156	9	13	50	27	196	2	20	22	4	1
Owens	27-1	82	32	19	111	.117	3	11	12	11	92	1	1	2	0	3
Schutz	13-13	50	135	39	295	.325	7	19	23	1	94	9	33	42	4	0
Wacholder	28-28	107	438	186	1383	.182	10	38	48	43	399	6	22	28	2	1
Williams	28-28	107	266	70	566	.346	11	34	93	4	266	29	148	177	9	5
Wolfe	28-27	99	27	12	77	.195	1023	27	26	0	208	3	51	54	9	37
TOTALS	28	107	1548	632	4371	.210	1353	221	441	128	1731	73	514	330	44	63

Team Roster

No.	Name	Pos.	Ht.	Yr.	Hometown (High School / College)
2	Tegan Lynch	RS	6-0	Fr.	Aptos, Calif. (Aptos)
4	Sarah Lodge	LS	5-11	Fr.	Houston, Texas (Cypress Creek)
5	Leah Williams	MB	6-0	Sr.	San Diego, Calif. (La Jolla)
6	Jennifer Anderson	S	5-9	Jr.	Crescent City, Calif. (Del Norte)
7	Melissa Schutz	MB	6-0	Fr.	Newport Beach, Calif. (Newport Harbor)
8	Shelly Wolfe	S	6-0	RFr.	San Jose, Calif. (St. Francis)
9	*Joyce Ortell	MB	5-11	Fr.	Parker, Colo. (Gateway)
10	Kathleen Bunce	MB	6-0	Sr.	Laguna Beach, Calif. (Capistrano Valley/Loyola)
11	Rachel Wacholder	LS	5-9	Jr.	Laguna Beach, Calif. (Laguna)
12	Alison Koepke	MB	6-3	So.	Walnut Creek, Calif. (Monte Vista)
13	Anne Marie Cochran	DS	5-7	So.	Saratoga, Calif. (Klein, Texas)
15	Courtney Owens	LS	5-9	Fr.	Newport Beach, Calif. (Cavalry Chapel)

*-Spent the season as a redshirt.

HEAD COACH: Brad Saindon (Arizona State '76, Oklahoma '84)
ASSISTANT COACHES: Pi'i Aiu (Colorado '89), Katie Zabransky (Wisconsin '93)

1995 Milestones

- ✓ **Oct. 21** - CU falls at Nebraska in three games before a then-NCAA record crowd of 11,529.
- ✓ **Nov. 24**-Playing against Iowa State in the last Big Eight Conference Tournament, Rachel Wacholder shatters the NCAA record for attacks in a four-game match with a mind-blowing 106.
- ✓ **Nov. 29**-The Buffs make their fifth straight NCAA Tournament, sixth overall and seventh straight post-season appearance as they travel to Northern Iowa, who earned revenge against the Buffs who beat them in the 1994 NCAA Tournament and swept CU to end its season.
- ✓ **AWARDS**-Leah Williams is named first-team all-district and first-team all-Big Eight. Sarah Lodge earns the Big Eight Newcomer of the Year award, the first CU player to earn that honor.
- ✓ **STAT SHOTS**-Leah Williams led the Big Eight conference with a 1.64 blocks per game average, a mark that was good for sixth in the NCAA. That average and her 177 total blocks are still CU records.
- ✓ **STAT SHOTS**-Rachel Wacholder becomes the sixth player in program history to reach 1,000 kills and the sixth to reach 1,000 digs, in doing so she became the fourth to reach 1,000 in both. Her 34 digs against Georgia Tech in five games is still the CU record for five games and her 40 against Iowa State at the Big Eight Tournament is just the second time a player's had 40 or more digs.

1996



(19-10 • 13-7 Big 12 (3rd) • 11-6 Home • 8-4 Away • 0-0 Neutral)

Date	Opponent	H/A	W/L	Score	Rank	Team Statistical Totals						Individual Statistical Leaders			
						K	Att%	Ast	SA	Dig	TB	Kills	Digs	Blocks	Assists
8/30	# Texas-Arlington	H	W	15-5, 15-11, 15-4	22	44	.248	35	10	36	2	Wacholder (11)	Lodge (7)	Owens (2)	Campbell (30)
8/31	# Wisconsin (12)	H	L	13-15, 8-15, 15-12, 11-15	22	74	.224	68	9	66	9	Lodge (19)	Campbell (16)	Lodge (4)	Campbell (59)
9/6	at Duke	A	DNP	Match cancelled due to Hurricane Fran.											
9/7	at North Carolina	A	W	15-7, 7-15, 15-6, 7-15, 15-12	—	78	.271	71	4	75	8	Wacholder (20)	Wacholder (19)	Koepke (5)	Campbell (66)
9/11	Wyoming	H	W	15-5, 15-9, 15-13	—	61	.272	52	8	44	4	Lodge (14)	SL/TL (9)	SB/AK (2)	Campbell (46)
9/13	Utah	H	W	15-7, 16-14, 15-13	—	53	.295	48	11	49	5	Lodge (19)	Lynch (10)	Koepke (4)	Campbell (43)
9/17	Colorado State (21)	H	L	9-15, 10-15, 9-15	—	50	.157	45	6	47	10	Lodge (21)	Lodge (10)	Wacholder (4)	Campbell (39)
9/19	Air Force	H	W	15-4, 15-6, 15-9	—	53	.359	48	2	54	17	Wacholder (16)	Lynch (15)	Bunce (11)	Campbell (41)
9/27	* Kansas State	H	L	10-15, 15-4, 15-10, 10-15, 9-15	—	86	.243	79	2	103	12	Lodge (19)	Campbell (22)	Schutz (5)	Campbell (67)
9/28	* Kansas	H	W	15-13, 15-13, 15-2	—	70	.256	62	3	62	7	Wacholder (21)	Lynch (14)	Schutz (5)	Campbell (58)
10/4	* at Missouri	A	W	15-5, 15-4, 15-3	—	45	.437	35	2	36	7	Schutz (8)	Lynch (4)	KB/AK (3)	Campbell (33)
10/5	* at Iowa State	A	W	15-9, 15-8, 15-10	—	59	.260	52	4	55	8	Schutz (13)	Campbell (12)	Schutz (4)	Campbell (45)
10/9	* Nebraska (6)	H	L	14-16, 11-15, 10-15	—	69	.190	64	5	66	9	Wacholder (17)	Wacholder (16)	Koepke (5)	Campbell (58)
10/11	* Oklahoma	H	W	17-15, 15-10, 13-15, 15-4	—	81	.208	74	7	105	11	Wacholder (21)	SL/RW (19)	Koepke (5)	Campbell (64)
10/18	* Texas (8)	H	L	9-15, 8-15, 15-11, 15-8, 11-15	—	92	.203	86	5	100	11	SL/RW (21)	Lynch (25)	Campbell (5)	Campbell (79)
10/19	* Texas A&M (10)	H	L	15-17, 8-15, 11-15	—	51	.086	46	3	65	10	Wacholder (19)	Wacholder (15)	Schutz (5)	Campbell (43)
10/25	* at Texas Tech (20)	A	W	7-15, 15-8, 16-14, 11-15, 15-8	—	87	.286	82	3	76	13	Wacholder (27)	KC/RW (17)	Koepke (9)	Campbell (70)
10/26	* at Baylor	A	W	15-13, 15-9, 15-8	—	56	.231	51	10	39	8	Bowen (13)	Lynch (12)	Bowen (4)	Campbell (49)
10/30	* at Nebraska (7)	A	L	4-15, 5-15, 11-15	—	24	.043	23	5	33	6	Wacholder (7)	SL/RW (7)	Koepke (4)	Campbell (22)
11/2	* at Oklahoma	A	L	10-15, 16-14, 15-12, 10-15, 11-15	—	106	.270	96	7	90	10	Lodge (36)	Lodge (26)	Koepke (5)	Campbell (86)
11/8	* Iowa State	H	W	15-9, 15-9, 15-1	—	65	.372	56	7	48	8	SLMS (13)	Owens (8)	Wacholder (4)	Campbell (46)
11/9	* Missouri	H	W	15-9, 15-9, 15-8	—	49	.282	43	7	40	4	Wacholder (14)	Campbell (13)	Campbell (2)	Campbell (32)
11/15	* at Kansas	A	W	15-7, 15-11, 15-5	—	44	.265	42	4	37	7	Wacholder (12)	Campbell (13)	Schutz (3)	Campbell (36)
11/16	* at Kansas State (20)	A	W	16-14, 13-15, 15-13, 15-7	—	74	.254	70	8	80	8	Lodge (18)	Wacholder (25)	Schutz (6)	Campbell (60)
11/22	* Baylor	H	W	15-9, 15-11, 15-2	—	54	.271	50	4	51	13	Wacholder (24)	Campbell (12)	Koepke (6)	Campbell (40)
11/23	* Texas Tech (21)	H	W	15-11, 17-15, 15-9	—	78	.288	74	5	67	13	Wacholder (22)	Lodge (14)	Koepke (7)	Campbell (65)
11/29	* at Texas A&M (16)	A	L	10-15, 12-15, 5-15	—	49	.130	44	6	45	2	Lodge (13)	Lodge (12)	kb/kc/ak/rw (1)	Campbell (39)
11/30	* at Texas (8)	A	W	16-14, 7-15, 6-15, 15-12, 15-10	—	100	.252	85	8	89	9	Lodge (28)	Wacholder (18)	Koepke (6)	Campbell (74)
12/4	\$ Oral Roberts (25)	H	W	15-9, 13-15, 15-7, 15-12	—	95	.272	86	6	89	7	Schutz (24)	Lynch (26)	KC/AK/MS (3)	Campbell (74)
12/8	\$\$ at Hawaii (5)	A	L	12-15, 11-15, 12-15	—	62	.227	59	7	58	7	Lodge (15)	Lodge (9)	KC/AK (4)	Campbell (55)

* - Big 12 Conference Match; # - Colorado PowerBar Invitational, Boulder, Colo.; \$ - NCAA Tournament First Round, Boulder, Colo.; \$\$ - NCAA Second Round, Honolulu, Hawaii. All Home Matches Played At Coors Events/Conference Center.

Team Statistics

Player	MP-MS	GP	K	E	TA	Pct.	Ast.	SA	SE	RE	Dig	BS	BA	TB	BE	BHE
Bowen	19-1	35	28	12	65	.246	2	10	14	0	22	2	10	12	0	0
Bunce	29-6	95	81	20	207	.295	5	5	22	0	158	1	32	33	3	2
Campbell	29-29	103	126	36	301	.299	1519	15	31	0	308	8	48	56	13	33
Engelking	26-1	73	81	44	201	.184	25	6	13	13	66	4	18	22	3	5
Koepke	26-25	90	190	69	471	.257	14	20	52	1	101	14	80	94	7	8
Lodge	28-28	94	416	197	1027	.213	37	30	65	42	277	9	33	42	4	6
Lynch	29-29	98	211	102	557	.196	44	10	61	25	297	2	41	43	5	7
Owens	27-1	90	65	38	201	.134	19	13	37	6	114	4	5	9	3	2
Schutz	28-26	93	255	93	584	.277	12	23	45	2	131	9	57	66	8	3
Wacholder	29-29	103	456	130	1181	.276	48	36	48	21	329	10	41	51	4	6
TOTALS	29	103	1909	741	4795	.244	1725	168	388	110	1803	63	365	242	50	72

Team Roster

No.	Name	Pos.	Ht.	Yr.	Hometown (High School / College)
2	Tegan Lynch	RS	6-0	So.	Aptos, Calif. (Aptos)
3	Kelly Campbell	S	6-1	Fr.	Corona Del Mar, Calif. (Corona Del Mar)
4	Sarah Lodge	LS	5-11	So.	Houston, Texas (Cypress Creek)
6	Jennifer Anderson	S/DS	5-9	Sr.	Crescent City, Calif. (Del Norte)
7	Melissa Schutz	MB	6-0	So.	Newport Beach, Calif. (Newport Harbor)
8	Kristin Dorsch	LS	5-10	Fr.	Cypress, Texas (Cypress Fairbanks)
10	Kathleen Bunce	MB	6-0	Sr.	Laguna Beach, Calif. (Capistrano Valley/Loyola)
11	Rachel Wacholder	LS	5-9	Sr.	Laguna Beach, Calif. (Laguna)
12	Alison Koepke	MB	6-3	Jr.	Walnut Creek, Calif. (Monte Vista)
15	Courtney Owens	LS	5-9	So.	Newport Beach, Calif. (Calvary Chapel)
16	Shana Bowen	MB	6-2	Fr.	San Diego, Calif. (Scripps Ranch)

HEAD COACH: Brad Saindon (Arizona State '76, Oklahoma '84)
ASSISTANT COACHES: Pi'i Aiu (Colorado '89), Meg Fitzgerald (Florida '96)

1996 Milestones

- ✓ **Nov. 29** - Rachel Wacholder records 24 kills in a three game match against Baylor, still a CU record.
- ✓ **Nov. 30** - The Buffs top No. 8 Texas 3-2 in Austin, marking the fifth time in CU has knocked off a Top 10 team.
- ✓ **Dec. 4** - The Buffs make an appearance in their sixth-straight NCAA Tournament, the seventh overall and their eighth straight in the postseason, as they host Oral Roberts in the first round. It marked the third time they've hosted a tournament match and they won 3-1.
- ✓ **AWARDS** - Kelly Campbell becomes the first Buff and was the only Big 12 freshman to be tabbed first-team All-Big 12 and was joined by Rachel Wacholder on that list.
- ✓ **STAT SHOTS** - CU averaged 18.53 kills and 16.57 digs per game, tops in the Big 12 and second in the NCAA. Their 17.52 digs per game mark also led the Big 12.
- ✓ **STAT SHOTS** - Kelly Campbell averaged 14.75 assists per game, still a CU single season record and a mark good enough for third in the NCAA.
- ✓ **STAT SHOTS** - Rachel Wacholder ends up second on the career kills chart with 1,456 in her career. She also played in the last 383 games of her career, a new CU record and among the top 20 in NCAA history.
- ✓ **STAT SHOTS** - Kathleen Bunce recorded 11 blocks against Air Force on Sept. 16, a mark that is still tied for tops in a three-game match.

HISTORY



1997

(22-9 • 16-4 Big 12 (2nd) • 12-2 Home • 9-6 Away • 1-1 Neutral)

Date	Opponent	H/A	W/L	Score	Rank	Team Statistical Totals						Individual Statistical Leaders			
						K	Att%	Ast	SA	Dig	TB	Kills	Digs	Blocks	Assists
8/30	at Utah	A	W	15-11, 15-9, 15-9	23	60	.331	42	6	45	6	Schutz (16)	Owens (15)	Lynch (5)	Campbell (38)
9/6	+ Villanova	N	W	15-10, 13-15, 15-10, 15-3	22	92	.301	83	6	75	15	Lynch (20)	Lodge (24)	Koepke (10)	Campbell (69)
9/7	at USC (10)	A	L	15-13, 12-15, 15-8, 5-15, 13-15	22	71	.226	67	8	58	8	Lodge (29)	Lodge (15)	Koepke (6)	Campbell (58)
9/11	# Georgia	H	W	15-5, 10-15, 15-2, 15-11	22	75	.331	71	6	46	7	Lodge (18)	Lodge (11)	Koepke (5)	Campbell (56)
9/13	# Notre Dame (21)	H	W	15-7, 15-9, 15-12	22	49	.185	45	4	45	11	Lodge (14)	Lynch (14)	Schutz (7)	Campbell (36)
9/16	at Colorado St. (24)	A	L	8-15, 15-9, 4-15, 8-15	20	76	.195	68	2	57	7	Schutz (17)	Owens (13)	Koepke (3)	Campbell (63)
9/19	^ UCSB (7)	N	L	15-11, 13-15, 8-15, 6-15	20	55	.174	51	7	37	6	Lodge (13)	Lynch (10)	Koepke (5)	Campbell (44)
9/20	at Stanford (4)	A	L	10-15, 4-15, 4-15	20	35	.070	34	2	40	5	TL/CO (10)	Owens (9)	AK/CO (3)	Campbell (30)
9/26	* at Kansas State	A	W	15-12, 8-15, 15-12, 15-12	24	74	.115	53	3	96	12	Owens (18)	Owens (21)	Schutz (7)	Campbell (46)
9/27	* at Kansas	A	W	15-7, 15-7, 15-10	24	52	.298	48	4	47	7	Lodge (17)	Campbell (11)	Koepke (3)	Campbell (44)
10/3	* Missouri	H	W	15-3, 15-13, 15-11	24	64	.328	59	7	34	5	Lodge (17)	Owens (8)	Schutz (3)	Campbell (56)
10/4	* Iowa State	H	W	15-8, 15-4, 15-9	24	47	.217	43	4	45	10	Owens (11)	TL/CO (10)	Koepke (7)	Campbell (32)
10/8	* at Nebraska (5)	A	W	11-15, 15-9, 15-7, 6-15, 15-8	22	84	.197	75	6	74	9	Lodge (27)	Lynch (20)	Koepke (7)	Campbell (68)
10/11	* at Oklahoma	A	W	15-13, 14-16, 8-15, 15-9, 15-9	22	85	.211	79	12	76	8	Lodge (33)	Lynch (15)	AK/CO (3)	Campbell (73)
10/17	* at Texas A&M (12)	A	L	9-15, 13-15, 11-15	19	45	.143	42	2	53	11	Lodge (15)	Campbell (12)	Koepke (10)	Campbell (35)
10/18	* at Texas (11)	A	L	8-15, 6-15, 8-15	19	62	.222	58	0	60	3	Owens (15)	Lynch (16)	Koepke (3)	Campbell (56)
10/24	* Texas Tech	H	L	15-7, 6-15, 10-15, 13-15	20	72	.163	68	0	81	11	Lodge (22)	Lynch (20)	Koepke (5)	Campbell (60)
10/28	* Nebraska (4)	H	W	15-4, 15-13, 15-12	20	62	.231	57	2	60	9	Lodge (16)	Dorsch (15)	Koepke (5)	Campbell (54)
10/31	* Oklahoma	H	W	16-14, 15-11, 15-12	20	86	.268	82	4	75	6	Lodge (21)	Lodge (20)	KC/AK/SL (2)	Campbell (75)
11/7	* at Iowa State	A	W	15-7, 15-4, 15-9	22	51	.321	47	8	47	8	Koepke (12)	Lynch (14)	Koepke (4)	Campbell (41)
11/8	* at Missouri	A	W	15-11, 15-9, 15-5	22	49	.261	46	4	49	5	AK/TL (11)	SL/CO (10)	AK/SL (3)	Campbell (45)
11/11	* Baylor	H	W	15-12, 15-5, 15-13	22	48	.232	42	5	42	7	Lodge (18)	Lodge (10)	Koepke (4)	Campbell (31)
11/14	* Kansas	H	W	15-10, 15-2, 15-9	22	66	.350	62	6	58	9	Lodge (18)	Lodge (12)	Koepke (5)	Campbell (54)
11/15	* Kansas State	H	W	15-9, 15-3, 15-7	22	68	.391	64	2	50	12	Lodge (22)	Lynch (10)	Koepke (6)	Campbell (56)
11/21	* at Baylor	A	W	15-12, 10-15, 15-6, 15-3	22	61	.261	56	4	71	10	Lodge (16)	Lynch (15)	Schutz (6)	Campbell (49)
11/22	* at Texas Tech	A	W	15-12, 15-3, 15-7	22	48	.246	42	2	58	13	Schutz (11)	Koepke (14)	Koepke (10)	Campbell (38)
11/28	* Texas (9)	H	W	13-15, 15-10, 14-16, 15-6, 15-3	23	107	.264	99	2	76	10	Lodge (40)	Lodge (18)	Schutz (7)	Campbell (88)
11/29	* Texas A&M (16)	H	L	8-15, 12-15, 15-2, 7-15	23	68	.172	65	3	58	8	Lodge (19)	Lynch (14)	AK/TL (4)	Campbell (59)
12/6	\$ Tennessee Tech	H	W	15-4, 15-3, 15-7	20	41	.308	39	5	43	11	Lodge (10)	Lynch (11)	Koepke (4)	Campbell (29)
12/7	\$ Oral Roberts	H	W	13-15, 15-10, 14-16, 15-6, 15-12	20	80	.234	74	3	81	23	Lodge (29)	Campbell (16)	Koepke (13)	Campbell (69)
12/12	\$\$ at Stanford (3)	A	L	7-15, 3-15, 1-15	14	32	.073	32	1	29	2	SLMS (8)	Owens (6)	Schutz (2)	Campbell (30)

* - Big 12 Conference Match; #-Colorado PowerBar Invitational, Boulder, Colo.; +-Match played at Los Angeles, Calif.; ^-Match played at Stanford, Calif.; \$-NCAA First- and Second-Rounds, Boulder, Colo.; \$\$-NCAA Mountain Regional (Sweet 16), Stanford, Calif.; All Home Matches Played At Coors Events/Conference Center.

HISTORY

Team Statistics

Player	MP-MS	GP	K	E	TA	Pct.	Ast.	SA	SE	RE	Dig	BS	BA	TB	BE	BHE
Bowen	18-3	39	58	20	129	.295	4	9	3	1	60	2	21	23	4	2
Campbell	31-31	111	90	23	249	.269	1582	23	30	2	282	4	66	70	8	23
Engelking	29-2	59	116	66	334	.150	8	5	12	11	98	3	11	14	8	3
Koepke	30-30	108	292	97	681	.286	12	23	51	4	194	23	121	144	14	3
Lodge	31-31	110	528	252	1247	.221	27	19	44	40	322	13	46	59	9	6
Lynch	31-31	110	329	127	754	.268	113	10	22	29	345	1	49	68	6	8
Owens	31-26	103	295	161	840	.160	24	14	34	22	279	6	31	37	3	3
Schutz	31-27	97	259	97	592	.274	18	27	48	6	160	6	72	78	15	2
Small	21-2	49	0	1	2	-.500	5	0	1	0	26	0	0	0	0	0
TOTALS	31	111	1967	844	4828	.233	1793	130	245	115	1766	58	435	275	67	50

Team Roster

No.	Name	Pos.	Ht.	Yr.	Hometown (High School / College)
1	Lisa Small	S/DS	5-7	Fr.	Galt, Calif. (Galt)
2	Tegan Lynch	RS	6-0	Jr.	Aptos, Calif. (Aptos)
3	Kelly Campbell	S	6-0	So.	Corona Del Mar, Calif. (Corona Del Mar)
4	Sarah Lodge	LS	5-11	Jr.	Houston, Texas (Cypress Creek)
6	*Josee Roberge	RS	6-3	Fr.	St.-Georges, Quebec (Polyvalente)
7	Melissa Schutz	MB	6-0	Jr.	Newport Beach, Calif. (Newport Harbor)
8	Kristin Dorsch	LS	5-11	So.	Cypress, Texas (Cypress Fairbanks)
9	*Sylvie Roberge	MB	6-3	Fr.	St.-Georges, Quebec (Jesus-Marie)
12	Alison Koepke	MB	6-3	Sr.	Walnut Creek, Calif. (Monte Vista)
15	Courtney Owens	LS	5-9	Jr.	Costa Mesa, Calif. (Calvary Chapel)
16	Shana Bowen	MB	6-2	So.	San Diego, Calif. (Scripps Ranch)

*-Spent the season as a redshirt.

HEAD COACH: Pi'i Aiu (Colorado '89)

ASSISTANT COACHES: Carrie Appleman (Colorado State'93), Robyn Read (Illinois State '96)

1997 Milestones

- ✓ **April 25**-Brad Saindon, coach of the Buffs for 11 seasons, announces he is leaving to coach the Australian National Team through the 2000 Olympics.
- ✓ **May 20**-Athletic Director Dick Tharp announces the hiring of Pi'i Aiu, who has been associated with the program since its inception in 1986, to become the third head coach in program history. It is approved by the Board of Regents on June 4.
- ✓ **Oct. 8**-CU tops No. 5 Nebraska in Lincoln, becoming the first conference team ever to win at Nebraska and giving the Buffs a win over the highest ranked opponent in program history.
- ✓ **Oct. 29**-The Buffs sweep the Huskers for the first time, also sweeping the season series for the first time.
- ✓ **Dec. 6**-The Buffs earn their seventh straight NCAA Tournament appearance, their eighth overall and their ninth straight post season appearance as they host a match for the fourth time. They advanced past the first two rounds to earn the program's third Sweet 16 appearance.
- ✓ **AWARDS**-Sarah Lodge earned the program's first AVCA National Player of the Week Award on Oct. 14. Head coach Pi'i Aiu is named the Big 12 and District V Coach of the Year in his rookie season. Lodge and Kelly Campbell both earn first-team All-Big 12 nods and Lodge earns a first-team all-district honor, as well.
- ✓ **STAT SHOTS**-CU's 17.72 kills per game and their 16.16 assists per game both lead the Big 12. The kills per game is third in the NCAA and the digs per game is second.
- ✓ **STAT SHOTS**-Kelly Campbell's 14.25 assist per game is second in the Big 12 and fourth in the NCAA.
- ✓ **STAT SHOTS**-Sarah Lodge becomes the seventh player in history to reach 1,000 kills and her season totals of 528 and 4.80 per game are still CU records. Her 40 kills against Texas on Nov. 28 marks the first (and only) time a CU player has reached 40 kills.
- ✓ **STAT SHOTS**-Alison Koepke becomes the second Buff to reach 400 career blocks.



(22-8 • 14-6 Big 12 (3rd) • 12-4 Home • 8-4 Away • 2-0 Neutral)

-----Team Statistical Totals-----

-----Individual Statistical Leaders-----

Date	Opponent	H/A	W/L	Score	Rank	K	Att%	Ast	SA	Dig	TB	Kills	Digs	Blocks	Assists
9/5	^ Georgia	N	W	15-12, 15-4, 15-1	12	56	.311	50	9	42	6	Lodge (20)	Lodge (15)	Campbell (3)	Campbell (43)
9/6	^ at Notre Dame (16)	A	W	15-6, 15-13, 15-6	12	82	.313	73	4	65	6	Lodge (24)	Lynch (16)	Dorsch (5)	Campbell (56)
9/11	# San Francisco	H	W	15-1, 15-7, 15-6	12	44	.368	39	6	33	7	Schutz (8)	Nielsen (9)	Schutz (4)	Campbell (33)
9/12	# Stanford (9)	H	L	10-15, 15-11, 8-15, 15-6, 5-15	12	92	.163	86	5	86	13	Lodge (25)	Lynch (26)	Dorsch (9)	Campbell (74)
9/16	Colorado State (RV)	H	W	15-11, 15-9, 15-3	12	47	.221	44	3	42	10	Lodge (12)	Lodge (12)	Dorsch (5)	Campbell (36)
9/18	New Mexico State	H	W	15-4, 15-8, 15-10	12	42	.283	41	4	33	4	Lynch (9)	Owens (7)	CO/MS (2)	Campbell (33)
9/19	Maryland	H	W	15-12, 15-4, 15-10	12	47	.219	40	9	33	9	Dorsch (10)	Campbell (10)	Dorsch (5)	Campbell (34)
9/25	* Missouri	H	W	15-6, 11-15, 15-7, 15-4	12	70	.284	66	6	51	13	Lynch (17)	Campbell (18)	TL/MS (5)	Campbell (57)
9/27	* Iowa State	H	W	15-8, 15-4, 15-3	12	50	.326	47	6	36	8	Lynch (15)	Schutz (8)	Dorsch (4)	Campbell (38)
10/2	* at Oklahoma	A	W	15-6, 15-9, 11-15, 15-3	12	63	.213	57	10	58	9	Lodge (18)	Owens (14)	Dorsch (7)	Campbell (51)
10/3	* at Kansas	A	W	15-11, 15-6, 15-5	12	44	.279	38	8	43	4	KD/CO (9)	Lynch (10)	KC/KD/SL (2)	Campbell (35)
10/9	* at Baylor	A	W	15-9, 12-15, 15-6, 15-6	12	68	.287	57	9	54	12	Owens (17)	KC/TL (12)	Lynch (6)	Campbell (46)
10/10	* at Texas Tech	A	W	15-11, 12-15, 15-8, 15-2	12	89	.330	78	4	81	8	Lodge (21)	Lodge (21)	Schutz (5)	Campbell (75)
10/16	* Texas A&M (15)	H	W	15-12, 3-15, 15-2, 15-9	12	83	.241	72	1	82	12	Lodge (17)	Lodge (19)	SB/KC/SL (4)	Campbell (66)
10/17	* Texas (13)	H	L	11-15, 10-15, 15-9, 15-8, 8-15	12	106	.194	103	4	103	10	Owens (25)	Lynch (29)	SB/SL (5)	Campbell (84)
10/23	* Kansas	H	W	15-2, 15-10, 15-4	13	60	.348	57	4	46	7	Owens (18)	Nielsen (13)	Dorsch (5)	Campbell (49)
10/24	* Oklahoma	H	W	15-8, 15-9, 8-15, 15-4	13	79	.272	75	6	79	9	Owens (18)	KD/CO (17)	Dorsch (7)	Campbell (60)
10/30	* at Iowa State	A	W	15-2, 15-7, 15-2	13	53	.422	50	7	43	7	Owens (13)	Owens (9)	KC/KD/CO (3)	Campbell (43)
10/31	* at Missouri	A	W	3-15, 15-6, 15-11, 16-14	13	72	.246	59	3	74	10	Dorsch (24)	Lynch (19)	Bowen (6)	Campbell (55)
11/4	* at Nebraska (3)	A	L	7-15, 5-15, 3-15	13	47	.033	46	1	50	3	KD/CO/MS (10)	CO/MS (13)	KD/CO (2)	Campbell (44)
11/7	* Kansas State (21)	H	L	11-15, 11-15, 16-14, 9-15	13	82	.106	81	6	95	11	Owens (23)	Lynch (22)	Bowen (7)	Campbell (72)
11/11	Denver	H	W	15-8, 15-3, 15-10	15	65	.321	61	2	65	6	Lodge (17)	Lodge (15)	KE/SL/TL (2)	Campbell (49)
11/13	* Texas Tech (23)	H	W	15-11, 5-15, 15-4, 15-6	15	95	.276	86	0	74	10	Owens (20)	Owens (19)	Dorsch (5)	Campbell (72)
11/15	* Baylor	H	W	15-6, 15-8, 15-5	15	49	.320	49	5	37	16	Lodge (13)	Lynch (10)	Dorsch (9)	Campbell (44)
11/20	* at Texas (12)	A	L	15-3, 14-16, 8-15, 3-15	15	87	.253	79	3	74	5	Bowen (20)	TL/CO (16)	Bowen (3)	Campbell (73)
11/21	* at Texas A&M (22)	A	L	11-15, 5-15, 15-5, 15-13, 10-15	15	83	.230	76	1	91	11	Owens (19)	TL/KC (20)	Lodge (5)	Campbell (63)
11/25	* Nebraska (3)	H	L	10-15, 12-15, 12-15	17	64	.176	53	3	72	7	Owens (18)	Campbell (20)	KD/CO (4)	Campbell (35)
11/27	* at Kansas State (22)	A	W	15-13, 9-15, 16-14, 15-8	17	100	.267	90	5	108	16	Owens (29)	Lynch (25)	Bowen (8)	Campbell (70)
12/4	\$ San Jose State	N	W	15-12 15-9, 15-9	17	60	.140	57	4	60	19	KD/TL (15)	Owens (14)	Dorsch (9)	Campbell (43)
12/5	\$ at Illinois (19)	A	L	12-15, 11-15, 14-16	17	55	.159	48	6	55	13	Lodge (14)	Lodge (13)	Dorsch (7)	Campbell (39)

* - Big 12 Conference Match; ^ - Shamrock Invitational, Notre Dame, Ind.; # - Colorado PowerBar Invitational, Boulder, Colo.; \$ - NCAA Tournament First- and Second-Rounds, Champaign, Ill.; All Home Matches Played At Coors Events/Conference Center.

Team Statistics

Player	MP-MS	GP	K	E	TA	Pct.	Ast.	SA	SE	RE	Dig	BS	BA	TB	BE	BHE
Bowen	26-12	67	168	50	343	.344	9	13	25	0	102	6	61	67	4	1
Campbell	30-30	107	180	35	357	.406	1572	31	23	0	321	4	59	63	1	14
Engelking	30-29	105	350	105	690	.355	15	7	29	0	104	17	109	126	12	4
Hayes	1-0	1	2	1	3	.333	0	0	1	0	0	0	1	1	0	0
Lodge	30-28	105	372	186	991	.188	53	13	36	34	321	9	51	60	6	0
Lynch	30-30	107	332	127	813	.252	137	14	5	34	378	5	69	74	3	5
Nielsen	29-3	86	65	37	178	.157	18	10	11	3	138	0	7	7	1	0
Owens	30-30	106	399	221	1175	.151	47	31	58	9	342	9	47	56	5	2
J.Roberge	5-0	6	7	2	17	.294	1	0	0	0	6	0	3	3	0	0
S.Roberge	8-0	8	11	2	18	.500	0	0	1	0	0	0	3	3	0	0
Schutz	29-17	74	148	59	340	.262	15	23	28	2	142	2	51	53	4	4
Small	20-1	30	0	0	1	.000	0	3	1	0	10	0	0	0	0	0
TOTALS	30	107	2034	825	4926	.245	1867	145	218	82	1864	52	461	282	36	30

Team Roster

No.	Name	Pos.	Ht.	Yr.	Hometown (High School / College)
1	Lisa Small	S/DS	5-7	So.	Galt, Calif. (Galt)
2	Tegan Lynch	RS	6-0	Sr.	Aptos, Calif. (Aptos)
3	Kelly Campbell	S	6-1	Jr.	Corona Del Mar, Calif. (Corona Del Mar)
4	Sarah Lodge	LS	5-11	Sr.	Houston, Texas (Cypress Creek)
5	*Cory Hayes	MB	6-2	Fr.	Houston, Texas (Clements)
6	Josee Roberge	RS	6-3	RFr.	St.-Georges, Quebec (Polyvalente)
7	Melissa Schutz	MB	6-0	Sr.	Newport Beach, Calif. (Newport Harbor)
8	Kristin Dorsch	MB	5-11	Jr.	Cypress, Texas (Cypress Fairbanks)
9	Sylvie Roberge	MB	6-3	RFr.	St.-Georges, Quebec (Jesus-Marie)
10	Sonja Nielsen	LS	5-10	Fr.	Poway, Calif. (Poway)
15	Courtney Owens	LS	5-9	Sr.	Newport Beach, Calif. (Calvary Chapel)
16	Shana Bowen	MB	6-2	Jr.	San Diego, Calif. (Scripps Ranch)

* - Spent the season as a redshirt.

HEAD COACH: Pi'i Aiu (Colorado '89)

ASSISTANT COACHES: Carrie Appleman (Colorado State '93), Robyn Read (Illinois State '96)

1998 Milestones

- ✓ Oct. 16 - Buffs cap off 10 match win streak by topping No. 15 Texas A&M at home, the program's first win over the Aggies.
- ✓ Oct. 31 - After a hectic match at Missouri that started nearly two hours late, the Buffs win 3-1 and improve to 17-2, the best record at that point in the season in program history.
- ✓ Dec. 4 - Although disappointed not to host the first two rounds, the Buffs play in their eighth straight NCAA Tournament, ninth overall, and 10th straight post season appearance by defeating San Jose State in the first round at Illinois.
- ✓ AWARDS - Kelly Campbell is named a first-team all-Big 12 selection for the third time and Tegan Lynch receives her first such honor. Sarah Lodge and Courtney Owens each receive honorable mention all-Big 12 as no other Big 12 team had more than two players honored on those two teams. Campbell is also an all-district selection and earns third-team All-American honors to become just the second Buff (Tina Murray) to receive such an honor.
- ✓ STAT SHOTS - CU's 19.01 kills per game marks the first time in NCAA history a team has averaged 19 kills per game, and their 17.45 assists per game is also a new NCAA record.
- ✓ STAT SHOTS - Sarah Lodge becomes the eighth player to reach 1,000 digs and in doing so, becomes the sixth player to reach 1,000 in both kills and digs for a career.
- ✓ STAT SHOTS - Tegan Lynch becomes the seventh player in CU history to reach 1,000 digs and the eighth to reach 1,000 kills and in doing so, becomes the seventh player in CU history to reach 1,000 in both kills and digs for a career.
- ✓ STAT SHOTS - Kelly Campbell hits .406, still a CU record. She led the Big 12 and was sixth in the NCAA. Her 14.61 assists per game is good for second in the Big 12 and fourth in the NCAA.

HISTORY



1999

(18-12 • 12-8 Big 12 (6th) • 10-4 Home • 7-6 Away • 1-2 Neutral)

Date	Opponent	H/A	W/L	Score	Rank	Team Statistical Totals						Individual Statistical Leaders			
						K	Att%	Ast	SA	Dig	TB	Kills	Digs	Blocks	Assists
9/1	at Colorado St. (23)	A	L	9-15, 3-15, 15-17	19	51	.196	47	3	41	7	Engelking (11)	KC/EG/SN (3)	KC/KE/EG (3)	Campbell (38)
9/2	# Denver	H	W	15-6, 15-5, 15-6	19	45	.245	40	1	47	8	Nielsen (17)	Nielsen (21)	Barkman (4)	Campbell (30)
9/3	# California	H	W	15-7, 10-15, 10-15, 15-9, 15-6	19	83	.239	77	7	90	15	Engelking (18)	Nielsen (21)	Barkman (9)	Campbell (67)
9/7	Air Force	H	W	14-16, 15-12, 15-0, 15-2	23	67	.333	63	3	58	14	Nielsen (20)	Campbell (12)	Barkman (10)	Campbell (54)
9/10	^ at New Mexico	A	W	15-7, 15-7, 15-1	23	43	.231	40	8	48	5	Bowen (10)	Bowen (15)	Hayes (3)	Campbell (36)
9/11	^ Washington State	N	W	12-15, 15-9, 15-11, 15-10	23	90	.306	78	3	69	10	Barkman (23)	Bowen (17)	MB/SR (5)	Campbell (69)
9/14	Wyoming	H	W	15-8, 15-7, 9-15, 15-9	22	72	.185	68	6	73	8	Engelking (17)	KC/EG (15)	MB/SN (4)	Campbell (55)
9/17	at Hawai'i (3)	A	L	9-15, 0-15, 5-15	22	35	.104	32	0	44	5	Bowen (9)	Nielsen (12)	Barkman (4)	Campbell (29)
9/18	+ Long Beach State (4)	N	L	15-11, 12-15, 8-15, 11-15	22	66	.211	61	8	65	4	Bowen (19)	Nielsen (17)	Barkman (4)	Campbell (50)
9/22	* at Oklahoma	A	W	15-8, 15-3, 15-9	22	48	.378	42	7	34	6	Nielsen (15)	SB/EG/SN (8)	MB/KC/KE (3)	Campbell (38)
9/25	* Baylor (RV)	H	W	11-15, 6-15, 15-10, 15-12, 15-9	22	94	.244	82	12	77	9	Engelking (28)	Nielsen (21)	MB/KE (4)	Campbell (71)
10/1	* Iowa State	H	W	15-13, 15-10, 15-10	21	58	.244	54	6	48	14	Bowen (16)	Gower (18)	Barkman (9)	Campbell (44)
10/2	* Kansas State (23)	H	L	9-15, 10-15, 15-13, 2-15	21	69	.145	66	2	67	15	Bowen (14)	Gower (15)	Barkman (10)	Campbell (55)
10/6	* Texas Tech	H	W	19-17, 15-9, 15-10	20	91	.245	80	5	80	5	Nielsen (21)	Gower (20)	Barkman (4)	Campbell (75)
10/9	* at Nebraska (12)	A	L	4-15, 5-15, 15-7, 7-15	20	52	.093	50	4	66	8	Nielsen (15)	Campbell (19)	Barkman (4)	Campbell (44)
10/13	* at Texas (10)	A	L	14-16, 11-15, 1-15	20	46	.134	39	0	56	7	Nielsen (12)	Nielsen (20)	Engelking (4)	Campbell (32)
10/16	* Missouri	H	W	15-5, 15-8, 15-8	20	54	.322	50	4	44	12	Nielsen (13)	KC/SN (12)	Engelking (6)	Campbell (39)
10/20	* Kansas	H	W	15-4, 15-6, 15-5	20	56	.385	50	7	43	8	Nielsen (17)	Campbell (14)	MB/KC/KE (3)	Campbell (41)
10/23	* at Texas A&M (16)	A	L	14-16, 16-14, 11-15, 7-15	24	56	.106	50	4	91	14	Bowen (14)	Campbell (22)	Engelking (7)	Campbell (42)
10/27	* at Baylor (RV)	A	L	8-15, 15-9, 8-15, 5-15	24	63	.184	55	7	69	3	Nielsen (14)	Campbell (18)	SB/KE (2)	Campbell (49)
10/30	* Oklahoma	H	W	15-6, 15-7, 9-15, 15-13	24	78	.303	69	9	51	6	Nielsen (20)	Nielsen (15)	Barkman (6)	Campbell (63)
11/3	* at Kansas State (17)	A	W	8-15, 5-15, 15-11, 15-12, 16-14	24	73	.157	58	1	78	8	Engelking (19)	Nielsen (18)	EG/SR (4)	Campbell (58)
11/5	* at Iowa State	A	W	15-8, 15-9, 15-13	22	62	.208	55	10	58	5	Engelking (15)	Campbell (14)	Engelking (3)	Campbell (48)
11/10	* Nebraska (12)	H	L	10-15, 15-9, 5-15, 11-15	22	61	.115	56	3	53	13	Nielsen (18)	Nielsen (13)	Barkman (8)	Campbell (47)
11/13	* at Texas Tech	A	W	17-15, 14-16, 15-6, 12-15, 15-13	21	115	.284	108	6	80	14	Taskey (26)	Gower (13)	Barkman (8)	Campbell (93)
11/17	* at Missouri	A	W	15-7, 15-11, 15-13	21	56	.268	53	5	55	4	Engelking (13)	KC/EG (12)	MB/KC/KT (2)	Campbell (47)
11/20	* Texas (12)	H	L	15-9, 15-10, 9-15, 15-17, 13-15	19	99	.190	93	5	113	17	Nielsen (25)	Gower (28)	Barkman (9)	Campbell (78)
11/24	* Texas A&M (16)	H	L	10-15, 11-15, 14-16	19	75	.216	72	2	66	5	Nielsen (18)	KC/SN (16)	SB/KE (4)	Campbell (58)
11/27	* at Kansas	A	W	15-9, 15-11, 17-15	19	70	.311	65	4	53	8	Engelking (22)	Taskey (14)	S.Roberge (4)	Campbell (61)
12/2	\$ Utah	N	L	10-15, 6-15, 15-17	21	55	.183	52	3	57	9	Engelking (18)	Bowen (12)	MB/KE (4)	Campbell (44)

* - Big 12 Conference Match; # - Colorado PowerBar Invitational, Boulder, Colo.; ^ - New Mexico Lobo Invitational, Albuquerque, N.M.; + - Match played at Honolulu, Hawaii; \$ - NCAA First- and Second-Rounds, Honolulu, Hawaii

HISTORY

Team Statistics

Player	MP-MS	GP	K	E	TA	Pct.	Ast.	SA	SE	RE	Dig	BS	BA	TB	BE	BHE
Barkman	30-27	102	257	80	584	.303	13	9	13	3	186	18	116	134	6	6
Bowen	29-28	97	278	182	876	.110	41	24	30	30	269	3	43	46	5	0
Campbell	30-30	110	196	54	438	.324	1555	23	20	0	336	7	68	75	4	7
Engelking	30-29	105	377	114	744	.353	19	16	37	1	188	5	77	82	7	1
Gower	30-30	107	208	93	595	.193	108	32	32	24	313	3	59	62	4	2
Hayes	7-0	10	16	12	43	.093	0	0	3	0	13	0	6	6	0	0
Nielsen	30-29	107	427	243	1169	.157	45	20	26	28	375	0	44	44	2	1
J.Roberge	16-1	27	33	22	99	.111	9	3	6	11	33	1	8	9	1	2
S.Roberge	19-1	37	77	18	156	.378	0	0	4	1	11	3	19	22	2	3
Small	28-3	70	0	0	0	.000	6	5	7	0	68	0	0	0	0	1
Taskey	24-2	52	114	60	342	.158	9	13	13	8	82	1	18	19	0	1
TOTALS	30	110	1983	878	5046	.219	1805	145	191	106	1874	41	458	270	31	24

Team Roster

No.	Name	Pos.	Ht.	Yr.	Hometown (High School / College)
1	Lisa Small	S/DS	5-7	Jr.	Galt, Calif. (Galt)
2	Meghan Barkman	MB	6-2	Fr.	Glen Ellyn, Ill. (Glenbard South)
3	Kelly Campbell	S	6-1	Sr.	Corona Del Mar, Calif. (Corona Del Mar)
5	Cory Hayes	MB	6-2	RFr.	Houston, Texas (Clements)
6	Josee Roberge	RS	6-3	So.	St.-Georges, Quebec (Polyvalente)
7	Kim Taskey	LS	5-11	Fr.	Portage, Mich. (Portage Northern)
8	Kristin Engelking	MB	5-11	Sr.	Cypress, Texas (Cypress Fairbanks)
9	Sylvie Roberge	MB	6-3	So.	St.-Georges, Quebec (Jesus-Marie)
10	Sonja Nielsen	LS	5-10	So.	Poway, Calif. (Poway)
11	Elizabeth Gower	RS/S	6-0	Fr.	Naperville, Ill. (Naperville Central)
16	Shana Bowen	LS	6-2	Sr.	San Diego, Calif. (Scripps Ranch)

HEAD COACH: Pi'i Aiu (Colorado '89)

ASSISTANT COACHES: Carrie Busteed (Colorado State'93), Robyn Read (Illinois State '96)

1999 Milestones

- ✓ **Oct. 23**—After a 3-1 loss at No. 16 Texas A&M, the Buffs hold a 12-7 record with all seven of the losses coming to ranked teams. Ten of the Buffs 12 losses on the season came to ranked teams.
- ✓ **Dec. 2**—CU advances to its ninth-straight NCAA Tournament, and 10th overall, losing in the first round to Utah. It is the Buff's 11th straight postseason appearance.
- ✓ **AWARDS**—Kelly Campbell and Kristin Engelking are named first-team All-Big 12, while Campbell also earns all-district honors and a second team *Volleyball Magazine* All-American honor, becoming the first Buff to be a two-time All-American. She is also the first player in Big 12 history to earn four first-team all-Big 12 honors. Campbell also earned four academic first-team all-Big 12 nods, is just the second academic all-district performer in school history and the first in school history to be named academic All-American.
- ✓ **STAT SHOTS**—Kelly Campbell is second in the Big 12 and seventh in the NCAA with 14.14 assists per game. Her career mark ends at 14.56, easily the top in NCAA history.
- ✓ **STAT SHOTS**—As a team, the Buffs are tops in the Big 12 with 18.03 kills and 16.41 assists per game, and both also rank second in the NCAA.
- ✓ **STAT SHOTS**—Campbell's 93 assists against Texas Tech on Nov. 13 marks the first time a player has surpassed the 90 assist plateau in a match. Campbell overtakes Nicole Vranesh as the all-time leader in CU history and also records her 5,000th and 6,000th career assist, becoming just the ninth player in NCAA history to reach 6,000 assists.
- ✓ **STAT SHOTS**—Campbell becomes the ninth player in CU history to reach 1,000 career digs.

2000



(17-12 • 12-8 Big 12 (t-5th) • 8-5 Home • 7-6 Away • 2-1 Neutral)

Date	Opponent	H/A	W/L	Score	Rank	Team Statistical Totals							Individual Statistical Leaders			
						K	Att%	Ast	SA	Dig	TB	Kills	Digs	Blocks	Assists	
9/1	# Central Florida	H	W	15-12, 15-13, 15-13	—	74	.229	66	4	54	15	Taskey (21)	Gower (12)	Barkman (9)	Gower (55)	
9/3	# Santa Clara	H	L	15-13, 7-15, 15-12, 13-15, 4-15	—	83	.206	78	7	60	17	Taskey (23)	Gower (10)	Barkman (10)	Gower (68)	
9/5	Colorado State (7)	H	L	7-15, 15-8, 5-15, 5-15	—	56	.073	49	3	59	4	Nielsen (15)	Gower (15)	S. Roberge (3)	Gower (41)	
9/8	^ vs. Wisconsin (15)	N	L	11-15, 3-15, 7-15	—	27	.000	21	2	33	6	Barkman (7)	Gower (9)	Gower (4)	Gower (19)	
9/9	^ vs. New Orleans	N	W	15-6, 14-16, 5-16, 15-8, 15-13	—	76	.239	59	5	56	11	S. Roberge (20)	Small (8)	Barkman (7)	Gower (54)	
9/11	at Air Force	A	W	15-8, 15-11, 3-15, 16-14	—	69	.157	55	3	55	14	S. Roberge (15)	Gower (14)	Barkman (8)	Gower (47)	
9/13	* at Kansas	A	L	15-6, 6-15, 12-15, 15-4, 14-16	—	73	.209	64	4	79	20	S.N./S.R. (15)	Nielsen (16)	Barkman (11)	Gower (57)	
9/16	* Oklahoma	H	W	15-8, 15-12, 15-5	—	58	.272	50	6	48	12	Gower (12)	Nielsen (12)	S. Roberge (6)	Gower (35)	
9/19	at Denver	A	W	15-3, 15-9, 13-15, 15-7	—	75	.263	68	4	60	9	Nielsen (16)	Nielsen (18)	M.B./S.F. (5)	Gower (59)	
9/23	* at Texas A&M (23)	A	L	7-15, 13-15, 15-13, 9-15	—	70	.188	62	6	105	8	Nielsen (14)	Nielsen (23)	Barkman (5)	Gower (52)	
9/27	* Nebraska (1)	H	L	5-15, 6-15, 9-15	—	38	.095	34	3	43	4	Nielsen (8)	Nielsen (14)	Nielsen (2)	Gower (26)	
9/30	* at Iowa State	A	W	15-11, 15-7, 15-4	—	54	.276	46	7	47	4	M.G./S.N. (11)	Gower (11)	M.B./S.F. (2)	Gower (39)	
10/4	* Baylor (RV)	H	L	11-15, 15-17, 7-15	—	58	.221	46	4	48	4	Nielsen (13)	Gower (11)	M.B./S.F. (3)	Gower (37)	
10/7	* at Texas Tech (24)	A	W	15-13, 9-15, 6-15, 19-17, 15-6	—	92	.221	80	5	113	12	Nielsen (20)	Nielsen (28)	Barkman (5)	Gower (66)	
10/11	* at Kansas State (RV)	A	L	8-15, 12-15, 9-15	—	50	.182	41	4	52	16	Nielsen (12)	Nielsen (16)	Barkman (8)	Gower (38)	
10/14	* Texas (RV)	H	W	15-12, 15-9, 15-9	—	59	.197	55	2	55	14	Gerlach (15)	E.G./S.V. (14)	Barkman (7)	Gower (50)	
10/18	* at Missouri (24)	A	L	12-15, 9-15, 10-15	—	59	.255	43	1	59	15	Nielsen (16)	Barkman (14)	M.B./J.R. (7)	Gower (42)	
10/21	* Kansas	H	W	15-11, 15-12, 15-11	—	55	.183	52	4	70	15	Nielsen (15)	Barkman (15)	Barkman (7)	Gower (40)	
10/25	* at Oklahoma	A	W	15-11, 15-9, 15-12	—	66	.309	54	3	41	3	Nielsen (18)	Nielsen (15)	Barkman (2)	Gower (47)	
11/1	* Texas A&M (21)	H	W	15-13, 15-11, 15-12	—	78	.252	73	6	81	14	Nielsen (24)	Nielsen (16)	Barkman (10)	Gower (59)	
11/4	* at Nebraska (1)	A	L	12-15, 3-15, 13-15	—	61	.208	56	2	70	6	Nielsen (15)	Nielsen (18)	Gerlach (4)	Gower (47)	
11/8	* Iowa State	H	W	15-8, 15-6, 15-9	—	44	.191	37	9	36	16	Nielsen (16)	S.N./S.V. (8)	Barkman (8)	Gower (32)	
11/11	* at Baylor (RV)	A	W	15-7, 8-15, 15-8, 15-10	—	79	.264	70	7	82	11	Barkman (17)	Nielsen (27)	Barkman (7)	Gower (56)	
11/15	* Texas Tech (RV)	H	W	15-7, 10-15, 15-4, 12-15, 15-12	—	87	.276	81	6	73	16	Barkman (19)	Nielsen (18)	Gerlach (9)	Gower (64)	
11/18	* Kansas State (24)	H	L	13-15, 11-15, 4-15	—	42	.160	35	1	34	9	Nielsen (12)	Gower (9)	Gerlach (5)	Gower (28)	
11/22	* at Texas (RV)	A	W	15-5, 10-15, 15-13, 15-8	—	72	.247	58	5	79	16	Gerlach (17)	Nielsen (21)	Barkman (10)	Gower (48)	
11/25	* Missouri (24)	H	W	15-9, 16-14, 15-13	—	82	.286	79	4	75	8	Nielsen (22)	S.N./S.V. (16)	Gerlach (5)	Gower (66)	
12/1	\$ vs. Georgia Tech	N	W	11-15, 15-5, 16-14, 15-10	—	80	.267	73	9	90	7	Nielsen (26)	Nielsen (21)	Barkman (6)	Gower (63)	
12/2	\$ at Colorado St. (6)	A	L	11-15, 15-10, 15-10, 6-15, 10-15	—	86	.230	80	3	77	11	Villwock (23)	Villwock (18)	Barkman (6)	Gower (64)	

* - Big 12 Conference Match; # - Colorado Coors Invitational, Boulder, Colo.; ^ - Nokia Sugar Bowl Classic, New Orleans, La.; NCAA First and Second Rounds, Fort Collins, Colo.; All home matches played at Coors Events/Conference Center.

Team Statistics

Player	MP-MS	GP	K	E	TA	Pct.	Ast.	SA	SE	RE	Dig	BS	BA	TB	BE	BHE	Pts.	P/M
Barkman	29-27	105	312	108	734	.278	22	9	31	3	223	20	145	165	6	8	413.5	257.5
Fredrickson	24-6	54	53	31	148	.149	19	1	5	2	54	3	27	30	0	1	70.5	31.5
Gerlach	21-18	73	245	79	531	.313	16	19	22	1	114	9	70	79	8	1	308.0	197.0
Gower	29-29	106	203	57	491	.297	1399	24	24	2	288	6	85	91	3	30	275.5	149.5
Nielsen	29-29	106	425	214	1155	.183	60	15	28	42	406	3	47	50	5	4	466.5	173.5
J. Roberge	28-7	83	134	63	374	.190	46	5	6	0	70	6	61	67	0	5	175.5	101.5
S. Roberge	11-7	38	105	37	237	.287	3	0	0	0	10	3	35	38	5	0	125.5	83.5
Small	29-19	106	1	1	16	.000	13	27	19	3	284	0	1	1	1	2	28.5	5.5
Taskey	28-11	89	174	101	505	.145	36	13	13	36	166	2	11	13	0	4	194.5	40.5
Vesanic	13-1	30	0	0	1	.000	4	0	6	0	24	0	0	0	0	0	4.0	-2.0
Villwock	29-20	91	251	142	707	.154	48	16	28	36	197	1	40	41	3	5	298.0	74.0
TOTALS	29	106	1903	833	4897	.219	1666	129	183	128	1836	53	522	314	30	60	2346.0	1212.0

Team Roster

No.	Name	Pos.	Ht.	Yr.	Hometown (High School / College)
1	Lisa Small	DS	5-7	Sr.	Galt, Calif. (Galt)
2	Meghan Barkman	MB	6-2	So.	Glen Ellyn, Ill. (Glenbard South)
4	Sara Villwock	LS	6-1	Fr.	Fort Collins, Colo. (Rocky Mountain)
6	Josee Roberge	RS	6-3	Jr.	St.-Georges, Quebec (Polyvalente)
7	Kim Taskey	LS	5-11	So.	Portage, Mich. (Portage Northern)
8	Sara Fredrickson	RS/MB	6-0	So.	Pagosa Springs, Colo. (Pagosa Springs/UCSB)
9	Sylvie Roberge	MB	6-3	Jr.	St.-Georges, Quebec (Jesus Marie)
10	Sonja Nielsen	LS	5-10	Jr.	Poway, Calif. (Poway)
11	Elizabeth Gower	S	6-0	So.	Naperville, Ill. (Naperville Central)
12	Monica Veasnovic	DS	5-5	Fr.	Los Altos, Calif. (St. Francis)
15	Monique Gerlach	MB	5-11	Fr.	Monarch Beach, Calif. (Santa Margarita Catholic)

HEAD COACH: Pi'i Aiu (Colorado '89)

ASSISTANT COACHES: Jill Thomason (Wyoming '95), Robyn Read (Illinois State '96)

2000 Milestones

- ✓ **Nov. 22** — Sophomores Meghan Barkman and Elizabeth Gower both record triple-doubles in a 3-1 win at Texas. Barkman records her fourth of the season, which would be a season record except Gower records her sixth, not only the season record, but also the career mark. Also in this match, Lisa Small, in her 95th match and 243rd game, records her first career kill on a back row attack.
- ✓ **Dec. 2** — Just a match after recording her 400th kill of the season, junior Sonja Nielsen records her 400th dig of the season in a second-round loss to Colorado State. Nielsen becomes just the second player in CU history to record 400 kills and digs, joining Ram assistant coach Karrie Downey. Both players wore jersey No. 10.
- ✓ **SEASON** — Monique Gerlach hits .313 to become the first freshman to lead the Buffs in attack percentage.
- ✓ **SEASON** — Sonja Nielsen leads the Buffs in kills and digs for the second straight season, while Meghan Barkman leads in blocks for the second straight year and Lisa Small leads the Buffs in Service Aces.
- ✓ **SEASON** — Elizabeth Gower picked up where Kelly Campbell left off, being named All-District and All-Big 12. Meghan Barkman and Sonja Nielsen join her on the All-Big 12 team.
- ✓ **SEASON** — After recording a 8-9 record through 17 matches, the third worst in program history, the Buffs rebound to finish the regular season with an 8-2 mark, advance to their 10th straight NCAA Tournament and come within an eyelash of the Sweet 16, pusing No. 6 Colorado State to five games in the second round.

HISTORY



2001

(19-11 • 13-7 Big 12 (4th) • 12-2 Home • 5-9 Away • 2-0 Neutral)

Date	Opponent	H/A	W/L	Score	-----Team Statistical Totals-----										-----Individual Statistical Leaders-----			
					Rank	K	Att%	Ast	SA	Dig	TB	Kills	Digs	Blocks	Assists			
8/31	# Clemson	H	W	29-31, 30-15, 30-17, 30-26	NR	81	.352	74	6	54	7	Gerlach (21)	Russell (16)	mb/sr/mg (3)	Gower (62)			
9/1	# Loyola Marymont (24)	H	W	30-20, 30-22, 30-28	NR	46	.252	44	6	48	10	Russell (12)	EG/MG (9)	Barkman (8)	Gower (36)			
9/2	# Oral Roberts (RV)	H	W	30-20, 30-25, 25-30, 30-28	NR	77	.301	74	6	59	9	Gerlach (17)	Taskey (15)	Gerlach (7)	Gower (58)			
9/6	\$ at BYU (16)	A	L	35-33, 25-30, 30-26, 27-30, 10-15	23	77	.214	73	7	63	10	KT/MG (16)	Taskey (12)	Roberge (6)	Gower (53)			
9/7	\$ vs. Missouri State	N	W	30-23, 21-30, 30-24, 30-26	23	77	.264	69	4	52	7	Russell (17)	mg/sr/mv (10)	mb/mg (3)	Gower (59)			
9/8	at Utah (19)	A	L	30-22, 30-21, 27-30, 22-30, 10-15	23	67	.147	60	3	65	9	Barkman (19)	Russell (14)	Barkman (5)	Gower (49)			
9/19	* Nebraska (1)	H	L	27-30, 16-30, 23-30	NR	38	.007	35	1	53	4	Russell (8)	Russell (20)	mb/jr (3)	Gower (29)			
9/22	* at Baylor (RV)	A	W	30-25, 27-30, 30-26, 31-29	NR	68	.278	65	9	71	12	Villwock (18)	Villwock (14)	Barkman (10)	Gower (53)			
9/26	* Texas Tech (RV)	H	W	30-24, 30-17, 30-22	NR	56	.322	52	4	42	9	Russell (13)	Russell (10)	Gerlach (5)	Gower (40)			
9/29	* at Kansas	A	L	24-30, 27-30, 30-21, 25-30	NR	66	.247	53	4	46	12	Gerlach (18)	Russell (12)	Gerlach (7)	Gower (49)			
10/3	* at Texas A&M (16)	A	W	23-30, 24-30, 30-28, 30-24, 15-10	NR	83	.260	78	3	79	14	Villwock (19)	Russell (24)	Barkman (6)	Gower (67)			
10/5	Denver	H	W	30-21, 30-16, 30-28	NR	52	.294	47	10	39	13	Villwock (17)	Villwock (8)	mb/sf (5)	Gower (24)			
10/6	* Kansas State (25)	H	W	30-20, 27-30, 30-28, 31-29	NR	80	.232	79	4	88	13	Russell (22)	Villwock (22)	Gower (6)	Gower (66)			
10/10	* Texas (RV)	H	W	30-17, 32-30, 33-31	23	60	.279	54	8	64	12	Gerlach (19)	Taskey (13)	Gerlach (7)	Gower (47)			
10/13	* Iowa State	H	W	30-12, 30-11, 30-26	23	50	.312	48	5	66	7	Villwock (16)	Gerlach (13)	mb/sv (3)	Gower (31)			
10/15	at Colorado State (8)	A	L	23-30, 23-30, 18-30	20	45	.171	43	0	44	9	Villwock (13)	Gower (13)	Barkman (4)	Gower (37)			
10/17	* at Missouri (RV)	A	L	26-30, 30-18, 23-30, 22-30	20	61	.235	58	3	50	12	Taskey (16)	Taskey (15)	Barkman (9)	Gower (44)			
10/24	* Texas A&M (14)	H	L	19-30, 23-30, 24-30	24	46	.121	43	3	45	7	Gerlach (11)	Barkman (11)	Barkman (4)	Gower (33)			
10/27	* at Iowa State	A	W	30-20, 30-22, 30-23	24	53	.247	49	2	67	4	Taskey (13)	Barnes (16)	mg/eg (2)	Gower (28)			
10/28	* at Oklahoma	A	W	30-21, 30-22, 30-23	24	51	.291	48	6	40	11	Russell (13)	Taskey (9)	Roberge (5)	Gower (23)			
10/31	* Baylor (RV)	H	W	23-30, 27-30, 30-22, 30-26, 15-13	22	81	.279	76	4	81	13	Gerlach (25)	Russell (25)	Barkman (6)	Gower (63)			
11/3	* at Texas Tech (RV)	A	W	30-26, 24-30, 30-25, 30-28	22	68	.219	66	0	57	19	Gerlach (22)	Barnes (11)	Barkman (12)	Gower (60)			
11/7	* Missouri (RV)	H	W	30-27, 30-24, 30-26	21	56	.238	51	0	70	12	Russell (16)	Russell (16)	Barkman (7)	Gower (43)			
11/10	* at Kansas State (25)	A	L	30-27, 25-30, 26-30, 18-30	21	64	.159	46	4	82	14	mg/sr (15)	Russell (25)	Barkman (7)	Gower (40)			
11/14	* at Texas (RV)	A	L	30-32, 24-30, 25-30	25	45	.168	43	3	58	6	Barkman (15)	Russell (21)	Gerlach (4)	Gower (23)			
11/17	* Oklahoma	H	W	30-22, 30-25, 30-26	25	54	.213	53	5	61	12	Villwock (10)	Barkman (13)	Barkman (7)	Gower (24)			
11/21	* at Nebraska (2)	A	L	23-30, 17-30, 24-30	NR	44	.121	41	1	44	4	Villwock (13)	mb/ab/sv (8)	sf/mb/jr/sv (2)	Gower (36)			
11/24	* Kansas	H	W	30-25, 30-27, 30-23	NR	58	.299	56	2	68	13	Russell (16)	Villwock (18)	Barkman (10)	Gower (36)			
11/30	& American	N	W	30-25, 30-22, 30-22	NR	55	.406	50	1	39	9	Barkman (18)	Villwock (15)	Roberge (5)	Gower (42)			
12/1	& at Colorado State (9)	A	L	30-28, 17-30, 21-30, 33-31, 14-16	NR	73	.220	69	2	56	8	Gerlach (23)	Villwock (18)	Barkman (4)	Gower (57)			

* - Big 12 Conference Match; #-Colorado PowerBar Invitational, Boulder, Colo.; \$-BYU/Mizuno Invitational, Provo, Utah; & - NCAA First- and Second-Rounds, Fort Collins, Colo.

Team Statistics

Player	MP-MS	GP	K	E	TA	Pct.	Ast.	SA	SE	RE	Dig	BS	BA	TB	BE	BHE	Pts.
Villwock	30-21	93	252	149	710	0.145	54	14	35	39	236	10	36	46	3	3	294.0
Barkman	30-29	107	346	85	725	0.360	22	5	13	1	172	19	132	151	4	6	436.0
Pilkington	6-0	7	0	1	1	-1.000	0	0	1	0	5	0	0	0	0	0	0.0
Barnes	28-16	83	26	13	85	0.153	119	8	15	3	170	0	10	10	0	3	39.0
Roberge	30-4	100	111	58	313	0.169	37	0	0	2	38	9	78	87	4	3	159.0
Taskey	27-12	82	134	74	403	0.149	39	15	16	43	165	0	16	16	1	1	157.0
Fredrickson	23-0	36	37	20	90	0.189	2	5	3	0	18	2	25	27	0	0	56.5
Russell	27-27	98	320	192	878	0.146	82	14	26	47	352	4	42	46	6	3	359.0
Gower	30-30	109	214	56	523	0.302	1312	23	22	0	243	3	64	67	5	25	272.0
Vesanovic	21-10	57	0	0	0	.000	16	6	7	4	83	0	0	0	0	0	6.0
Donahue	25-0	56	0	0	4	.000	4	6	6	0	56	0	0	0	0	0	5.0
Dudoit	10-0	13	3	3	17	.000	4	0	1	2	1	0	5	5	1	0	5.5.0
Gerlach	30-30	107	387	111	803	0.344	20	20	27	5	212	15	76	91	10	3	460.0
TOTALS		109	1830	762	4552	0.235	1711	116	172	153	1751	62	484	304	34	47	2055.5

Team Roster

No.	Name	Pos.	Ht.	Cl.-Exp.	Hometown (High School / College)
1	Sara Villwock	LS	6-1	So.-1L	Fort Collins, Colo. (Rocky Mountain)
2	Meghan Barkman	MB	6-2	Jr.-2L	Glen Ellyn, Ill. (Glenbard South)
3	Haley Pilkington	S/D/S	5-5	Fr.-HS	Fort Collins, Colo. (Fort Collins)
5	Allison Barnes	S/R/S	6-0	Fr.-HS	Arlington, Texas (James Martin)
6	Josee Roberge	RS	6-3	Sr.-3L	St.-Georges, Quebec (Polyvalente)
7	Kim Taskey	LS	5-11	Jr.-2L	Portage, Mich. (Portage Northern)
8	Sara Fredrickson	MB	6-0	Jr.-1L	Pagosa Springs, Colo. (P. Springs/UCSB)
10	Sonja Russell	LS	5-10	Sr.-3L	Poway, Calif. (Poway)
11	Elizabeth Gower	S	6-0	Jr.-2L	Naperville, Ill. (Naperville Central)
12	Monica Vesanovic	DS	5-5	So.-1L	Los Altos, Calif. (St. Francis)
13	Brooke Donahue	DS	5-8	Fr.-HS	Manhattan Beach, Calif. (Mira Costa)
14	Pi'ikea Dudoit	LS	5-11	Fr.-HS	Honolulu, Hawai'i (Kamehameha)
15	Monique Gerlach	MB	5-11	So.-1L	Monarch Beach, Calif. (S. Margarita Cath.)

HEAD COACH: Pi'i Aiu (Colorado '89)

ASSISTANT COACHES: Jil Thomason (Wyoming '95), Ricci Luyties (UCLA '85)

2001 Milestones

- ✓ **Nov. 11**—Junior Elizabeth Gower once again recorded a triple double in impressive fashion, with her 40 assists, 14 kills, and 13 digs performance at Kansas State, Gower continues to add to her already outstanding CU record of eight career triple doubles, and her second of the 2001 campaign.
- ✓ **Nov. 24**—With 10 blocks in the regular-season finale, junior Meghan Barkman surpassed Allison Koepke (441, 1994-97) in career blocks. Meghan would add eight more in the NCAA Tournament and enter her senior season with a total of 450 career blocks.
- ✓ **Season**—The Buffs finished off their 15th anniversary season with its 13th consecutive postseason appearance. The Buffs are one of just 10 teams to make each of the last 11 tournaments in the NCAA and only Nebraska has a longer streak from the Big 12.
- ✓ **Season**—Although CU finished the season with a heart-breaking loss to intrastate rival Colorado State, the Buffs managed to earn recognition from coaches around the nation and emerge in the final polls at the No. 23 spot. It marks the fourth time in five years the Buffs have finished in the final rankings under the coaching of Pi'i Aiu.
- ✓ **Season**—Sophomore Monique Gerlach set a new CU record for most kills by a middle blocker in a season (387), breaking an eight-year-old mark set by Janine Zumerchik (383).
- ✓ **Season**—The combination of Meghan and Monique has proven to be the best middle blocker duo in school history. The two combined have the best average for kills per game, blocks per game, attack percentage, and assists per game by any two middle blockers in CU history.
- ✓ **Awards**—Three Buffaloes were named to the All-Big 12 teams. Juniors Elizabeth Gower and Meghan Barkman were selected to the All-Big 12 first team, for Gower it was her second straight selection to the first team, and Barkman's first time following her honorable mention selection in 2000. Sophomore Monique Gerlach was also selected to the All-Big 12 honorable mention squad.

HISTORY



(15-15 • 9-11 Big 12 (7th) • 8-6 Home • 5-7 Away • 2-7 Neutral)

Date	Opponent (Rank)	Rank	Rec.	W/L	Score	Score-by-Game	Team Statistical Totals						Individual Statistical Leaders			
							K	Att%	Ast	SA	Dig	TB	Kills	Digs	Blocks	Assists
8/30	#UCLA (11)	21	0-1	L	1-3	15-30, 28-30, 30-26, 27-30	45	.114	42	6	57	4	Gerlach(9)	Taskey(14)	Gerlach(2)	Gower(35)
8/31	#Ohio State (9)	21	0-2	L	2-3	30-32, 21-30, 30-26, 30-21, 11-15	56	.214	52	6	67	13	Taskey(15)	Taskey(17)	Barkman(7)	Gower(41)
9/1	#Hawai'i(4)	21	0-3	L	0-3	18-30, 21-30, 22-30	41	.141	41	1	51	3	Gerlach(12)	Gerlach(12)	Griffin(2)	Gower(32)
9/6	\$Saint Louis	RV	1-3	W	3-0	30-18, 30-26, 30-23	52	.352	52	8	44	2	Barkman(15)	Barkman(15)	Barkman(2)	Gower(40)
9/7	\$Notre Dame	RV	2-3	W	3-0	30-25, 30-24, 30-26	41	.180	39	3	33	4	Gerlach(13)	Gerlach(13)	Gerlach(4)	Gower(32)
9/7	\$Loyola Marymount	RV	2-4	L	0-3	22-30, 27-30, 18-30	46	.154	36	4	39	2	Gower(12)	Gower(12)	Carr(2)	Gower(21)
9/10	CSU (17)	RV	3-4	W	3-1	17-30, 30-23, 30-27, 30-26	48	.116	41	5	53	15	Barkman(12)	Barkman(12)	Gerlach(7)	Gower(37)
9/13	#BOWLING GREEN	RV	4-4	W	3-0	30-16, 31-29, 30-24	52	.324	45	5	21	5	Gerlach(11)	Gerlach(11)	Barkman(3)	Gower(24)
9/13	#TEXAS-ARLINGTON	RV	5-4	W	3-1	30-20, 30-28, 28-30, 30-16	76	.267	68	6	85	11	Carr(20)	Carr(24)	Barkman(6)	Gower(56)
9/14	MAINE	RV	6-4	W	3-0	30-15, 30-15, 30-17	50	.478	45	8	29	7	Griffin(8)	Fredrickson(4)	Griffin(5)	Barnes(27)
9/18	*Baylor	RV	7-4	W	3-1	27-30, 30-28, 30-18, 30-27	69	.350	66	8	46	10	Gerlach(27)	Taskey(10)	Barkman(4)	Gower(59)
9/21	*TEXAS A&M (17)	RV	8-4	W	3-2	23-30, 30-22, 30-28, 28-30, 15-11	75	.214	70	10	58	12	Gerlach(19)	Taskey(15)	Gerlach(6)	Gower(56)
9/25	*KANSAS	23	8-5	L	2-3	30-19, 21-30, 31-29, 28-30, 13-15	64	.156	64	4	55	17	Gerlach(18)	Gower(12)	Barkman(8)	Gower(47)
9/28	*MISSOURI	23	8-6	L	2-3	30-25, 30-23, 27-30, 17-30, 11-15	69	.134	6	6	60	13	Taskey(19)	Taskey(11)	Barkman(8)	Gower(43)
10/2	*at Nebraska (5)	RV	8-7	L	0-3	23-30, 24-30, 16-30	44	.092	42	3	38	4	Gerlach(12)	Gower(9)	Gerlach(3)	Gower(36)
10/5	*OKLAHOMA	RV	9-7	W	3-1	30-16, 30-25, 28-30, 30-17	81	.292	72	5	65	12	Taskey(17)	Gower(12)	Barkman(7)	Barnes(48)
10/12	*Kansas State	NR	9-8	L	1-3	23-30, 24-30, 30-17, 23-30	69	.206	64	3	84	1	Gerlach(18)	Taskey(22)	Barkman(3)	Barnes(41)
10/16	*TEXAS (25)	NR	9-9	L	0-3	28-30, 28-30, 24-30	46	.077	44	3	44	10	Barkman(14)	Taskey(11)	Barkman(7)	Gower(28)
10/19	*Texas Tech	NR	10-9	W	3-1	31-33, 36-34, 31-29, 30-2	79	.275	67	1	68	15	Gerlach(23)	Taskey(23)	Santillana(7)	Gower(55)
10/23	*Iowa State	NR	11-9	W	3-1	28-30, 30-21, 31-29, 30-20	68	.189	62	7	71	7	Gerlach(17)	Taskey(14)	Gerlach(3)	Gower(43)
10/26	*KANSAS STATE	NR	11-10	L	0-3	22-30, 19-30, 31-33	48	.136	47	4	52	1	Barkman(9)	Taskey(15)	Gerlach(3)	Gower(29)
10/30	*NEBRASKA (4)	NR	11-11	L	0-3	23-30, 20-30, 26-30	44	.056	41	1	52	5	Barkman(12)	Barkman(14)	Barkman(3)	Gower(33)
11/2	*Texas A&M	NR	11-12	L	2-3	24-30, 30-28, 25-30, 30-19, 5-15	68	.228	64	8	75	11	Gerlach(21)	Carr(18)	Barkman(7)	Gower(49)
11/6	*Texas	NR	12-12	W	3-1	30-20, 20-30, 37-35, 30-20	78	.321	67	3	57	9	Gerlach(22)	Taskey(17)	Barkman(5)	Gower(51)
11/9	*IOWA STATE	NR	13-12	W	3-0	30-21, 30-20, 30-19	47	.244	46	7	57	6	Gerlach(12)	Barkman(13)	Barkman(3)	Gower(37)
11/13	*Missouri (24)	NR	13-13	L	1-3	30-25, 18-30, 23-30, 16-30	57	.266	50	2	43	9	Barkman(15)	Gower(12)	Gerlach(6)	Gower(37)
11/20	*TEXAS TECH	NR	13-14	L	0-3	26-30, 24-30, 29-31	39	.111	37	7	48	11	Gerlach(9)	Barkman(15)	Barkman(3)	Gower(29)
11/23	*Oklahoma	NR	14-14	W	3-0	30-27, 31-29, 30-25	54	.252	47	5	52	6	Gerlach(11)	Taskey(11)	Santillana(2)	Gower(35)
11/27	*BAYLOR	NR	15-14	W	3-0	30-22, 30-25, 30-26	46	.217	43	7	45	10	Barkman(13)	Barnes(9)	Gerlach(4)	Gower(37)
11/30	*Kansas	NR	15-15	L	1-3	30-22, 17-30, 22-30, 33-35	62	.259	56	4	55	12	Barkman(13)	Carr(10)	Barkman(6)	Gower(48)

*Big 12 Conference Match; #-Hawaiian Airlines Wahine Classic, Honolulu, Hawaii; \$-LMU Volleyball Classic, Los Angeles, Calif.; Colorado Powerbar Invitational, Boulder, Colo.

Team Statistics

Player	MP-MS	GP	K	E	TA	Pct.	Ast.	SA	SE	RE	Dig	BS	BA	TB	BE	BHE
Hays	22-11	54	68	38	192	.156	13	6	18	1	13	2	19	21	2	4
Barkman	30-29	107	305	116	751	.252	24	21	26	1	184	12	103	115	7	2
Santillana	28-14	83	177	86	444	.205	19	1	3	4	53	12	53	65	8	7
Masumiya	30-9	51	2	0	21	.000	1	1	6	4	19	0	0	0	0	0
Barnes	20-7	111	20	6	38	.368	230	30	18	11	184	0	8	8	1	5
Taskey	30-29	108	236	127	685	.159	62	22	24	59	320	4	34	38	4	1
Fredrickson	23-9	61	105	68	326	.113	20	11	8	20	94	8	19	27	3	0
Griffin	16-1	29	34	16	79	.228	5	1	3	0	4	1	11	12	0	0
Carr	30-22	97	177	131	522	0.88	45	4	7	20	259	5	19	24	2	1
Gower	30-30	109	176	61	490	.235	1115	118	15	3	240	7	49	56	5	13
Vesanovic	29-4	97	2	0	2	1.000	12	8	14	16	83	1	1	2	0	1
Gerlach	30-30	111	419	128	879	.331	29	29	34	3	167	11	81	92	15	2
TOTALS	30	111	1721	777	4410	.214	1575	152	176	157	1620	63	397	267.5	47	36

Team Roster

No.	Name	Pos.	Ht.	Cl.-Exp.	Hometown (High School / College)
1	Drew Hays	LS	6-0	Fr. - HS	Amarillo, Texas (Amarillo)
2	Meghan Barkman	MB	6-2	Sr. - 3L	Glen Ellyn, Ill. (Glenbard South)
4	Maragda Santillana	RS	6-4	Fr. - HS	Barcelona, Spain (J. Blume)
5	Allison Barnes	S	6-0	So. - 1L	Arlington, Texas (James Martin)
6	Kelly Masumiya	DS	5-3	Fr. - HS	Highlands Ranch, Colo. (Smoky Hill)
7	Kim Taskey	LS	5-11	Sr. - 3L	Portage, Mich. (Portage Northern)
8	Sara Fredrickson	MB	6-0	Sr. - 2L	Pagosa Springs, Cob. (Pagosa Springs)
9	Allie Griffin	MB	6-0	Fr. - HS	San Diego, Calif. (Santa Fe Christian)
10	Nicole Carr	LS	6-0	Fr. - HS	Wauwatosa, Wis. (Wauwatosa East)
11	Elizabeth Gower	S	6-0	Sr. - 3L	Naperville, Ill. (Naperville Central)
12	Monica Vesanovic	DS	5-5	Jr. - 2L	Los Altos, Calif. (St. Francis)
15	Monique Gerlach	MB	5-11	Jr. - 2L	Monarch Beach, Calif. (Santa

HEAD COACH: Pi'i Aiu (Colorado '89)

ASSISTANT COACHES: Jill Thomason (Wyoming '95), Ricci Luyties (UCLA '85)

2002 Milestones

- ✓ **Sept. 7**—With a three-game victory over Loyola Marymount, head coach Pi'i Aiu became the second volleyball coach in Colorado history to record 100 career wins.
- ✓ **Sept. 14**—With a three-game win over the Maine BlackBears the CU spikers captures their second straight PowerBar Invitational and their ninth title overall. Colorado cruised past Bowling Green, Texas-Arlington, and Maine respectively, losing only one game in the entire tournament.
- ✓ **Nov. 11**—Junior middle blocker Monique Gerlach became the fourth Buffalo in CU volleyball history to reach the 1,000-career kill mark by the end of her junior season. Gerlach ties with Sarah Lodge as the fastest to reach the milestone, as both did so in their 77th match in a CU uniform.
- ✓ **Season**—Colorado finished the 2002 season with a 15-15 record continuing the trend of over .500 seasons, this season marks the 15th consecutive that CU has had a .500 winning percentage or better.
- ✓ **Awards**—Monique Gerlach earned the top honors of the team as she was selected to the first-team All-Region squad, just the third Buff to gain that honor, and was also selected as first-team All-Big 12.
- ✓ **Career**—Senior Meghan Barkman left Colorado the all-time blocks leader. After capturing the record at the end of her junior season, Barkman continued turning away opposition attacks in her senior campaign finishing her career with a total of 564 blocks; 123 more than any player in school history and 304 more than any active player.



2003

(21-10 • 13-7 Big 12 (1-3rd) • 10-2 Home • 7-6 Away • 4-2 Neutral)

Date	Opponent (Rank)	Rank	W/L	Rec	Score	Score-by-Game	Team Statistical Totals											Individual Statistical Leaders		
							K	Att%	Ast	SA	Dig	TB	Kills	Digs	Blocks	Assists				
8/29	Ivs. SE Missouri State	—	W	1-0	3-0	31-29, 30-16, 30-21	55	.283	46	4	60	9	N.C./M.G. (14)	Santillana (15)	Zimmerman (5)	Ash. Nu'u (28)				
8/29	Ivs. Penn State (11)	—	L	1-1	1-3	30-26, 22-30, 27-30, 25-30	61	.162	58	9	63	6	Carr (17)	Carr (15)	Ash. Nu'u (3)	Ash. Nu'u (39)				
8/30	Ivs. Rhode Island	—	W	2-1	3-0	30-15, 30-24, 32-30	60	.400	57	10	52	4	Santillana (16)	Carr (14)	Zimmerman (3)	Barnes (48)				
8/31	Ivs. Maine	—	W	3-1	3-0	30-22, 30-24, 30-28	58	.255	53	2	66	7.5	Gerlach (19)	Carr (18)	Bossow (4)	Barnes (43)				
9/5	#vs. Central Florida	—	W	4-1	3-0	30-22, 30-26, 30-23	45	.214	40	4	48	9	Carr (12)	Zimmerman (11)	Gerlach (5)	Barnes (31)				
9/6	#vs. Illinois State	—	W	5-1	3-2	29-31, 30-16, 27-30, 30-19, 15-7	80	.304	73	10	62	12.5	N.C./M.S. (19)	Carr (16)	Griffin (7)	Barnes (58)				
9/6	*at Denver	—	W	6-1	3-0	30-23, 30-25, 30-25	55	.298	46	4	53	14.5	N.C./M.G. (13)	M.S./M.G. (13)	Gerlach (9)	Barnes (42)				
9/9	at Colorado State (RV)	—	L	6-2	1-3	30-25, 20-30, 22-30, 20-30	53	.100	43	4	43	14	Gerlach (15)	Griffin (11)	Griffin (7)	Barnes (28)				
9/12	^OREGON	—	W	7-2	3-0	30-22, 30-23, 30-23	48	.323	48	7	37	5	Gerlach (12)	Carr (13)	Griffin (4)	Barnes (38)				
9/14	*VILLANOVA	—	W	8-2	3-0	30-20, 30-20, 30-25	57	.274	56	7	58	7	Griffin (14)	Carr (15)	A.G./N.C. (3)	Barnes (48)				
9/17	*TEXAS TECH	—	W	9-2/1-0	3-1	30-22, 28-30, 30-20, 30-22	76	.250	67	5	55	11	Zimmerman (19)	Gerlach (11)	Zimmerman (5)	Barnes (60)				
9/20	*at Kansas	—	L	9-3/1-1	0-3	24-30, 28-30, 25-30	48	.221	42	3	36	3	Griffin (16)	Carr (9)	Gerlach (2)	Barnes (25)				
9/24	*at Texas A&M (25)	—	L	9-4/1-2	2-3	30-24, 28-30, 28-30, 30-26, 13-15	88	.290	76	3	94	6	Griffin (27)	Carr (20)	Gerlach (4)	Barnes (63)				
9/27	*IOWA STATE	—	W	10-4/2-2	3-1	30-22, 30-21, 32-34, 30-19	67	.160	60	4	69	10	Griffin (21)	Gerlach (15)	Zimmerman (7)	Barnes (31)				
10/1	*at Nebraska (7)	—	L	10-5/2-3	0-3	22-30, 24-30, 16-30	37	.107	33	0	52	2	Griffin (8)	Griffin (12)	Gerlach (2)	Ash. Nu'u (17)				
10/4	*TEXAS	—	W	11-5/3-3	3-0	32-30, 30-28, 30-26	63	.261	56	11	41	4	Carr (16)	Barnes (11)	A.Z./A.G. (3)	Barnes (51)				
10/11	*at Baylor	—	W	12-5/4-3	3-0	30-21, 30-25, 30-25	55	.300	52	9	60	9.5	Santillana (15)	Gerlach (13)	Gerlach (7)	Barnes (38)				
10/15	*OKLAHOMA	—	W	13-5/5-3	3-0	30-22, 30-24, 30-19	60	.336	56	6	38	2	Santillana (16)	Carr (10)	MS/MG/AshN (1)	Barnes (35)				
10/18	*at Kansas State (8)	—	L	13-6/5-4	0-3	25-30, 21-30, 17-30	34	.140	31	3	26	6	Santillana (10)	Barnes (6)	Gerlach (4)	Barnes (30)				
10/22	*at Missouri (24)	—	L	13-7/5-5	0-3	29-31, 27-30, 25-30	50	.184	47	8	50	5	Griffin (14)	Carr (12)	M.S./A.G. (2)	Barnes (24)				
10/24	*KANSAS	—	W	14-7/6-5	3-2	31-29, 26-30, 30-26, 20-30, 15-13	66	.130	61	6	69	9	Santillana (24)	Carr (19)	Griffin (5)	Barnes (48)				
10/29	*at Iowa State	—	W	15-7/7-5	3-2	29-31, 30-18, 18-30, 30-27, 15-10	68	.238	66	3	74	13	Santillana (20)	Carr (13)	Zimmerman (7)	Barnes (42)				
11/1	*KANSAS STATE (11)	—	L	15-8/7-6	1-3	24-30, 30-20, 26-30, 22-30	56	.133	56	7	61	15	M.S./A.G. (16)	A.B./A.Z. (11)	AZ/AG/MG (5)	Barnes (33)				
11/5	*BAYLOR	—	W	16-8/8-6	3-0	30-22, 30-23, 30-15	52	.288	49	8	47	9	Carr (14)	Carr (11)	AG/NC/MG (3)	Ash. Nu'u (21)				
11/8	*at Texas Tech	—	W	17-8/9-6	3-0	30-17, 30-23, 30-25	53	.310	51	3	57	14.5	Carr (12)	Carr (21)	Ash. Nu'u (7)	Barnes (28)				
11/12	*TEXAS A&M (18)	—	W	18-8/10-6	3-2	30-25, 23-30, 31-29, 17-30, 15-12	69	.196	67	3	72	16	Santillana (20)	Carr (20)	M.S./AshN (5)	Ash. Nu'u (39)				
11/19	*at Texas	RV	W	19-8/11-6	3-0	32-30, 30-24, 32-30	60	.366	49	5	36	9	Santillana (16)	A.Z./A.G. (6)	Ash. Nu'u (6)	Barnes (22)				
11/22	*MISSOURI	RV	W	20-8/12-6	3-2	30-22, 21-30, 30-21, 17-30, 16-14	78	.223	76	4	77	11	Carr (19)	Carr (24)	Griffin (5)	Barnes (39)				
11/26	*NEBRASKA (10)	RV	L	20-9/12-7	1-3	31-33, 30-15, 18-30, 26-30	58	.096	54	4	60	6	Carr (15)	Gerlach (12)	Ash. Nu'u (3)	Barnes (28)				
11/28	*Oklahoma	RV	W	21-9/13-7	3-0	30-28, 30-28, 30-22	53	.364	50	5	50	11	Gerlach (13)	Carr (11)	Ash. Nu'u (5)	Barnes (24)				
12/5	@vs. Michigan	RV	L	21-10	0-3	22-30, 22-30, 11-30	31	.020	25	2	35	5	Santillana (10)	Santillana (9)	M.S./AshN (2)	Ash. Nu'u (9)				

*Big 12 Conference Match; !-Maine Sea-Sun Invitational, Orono, Maine; #-Denver University Invitational, Denver, Colo.; ^-Colorado Invitational, Boulder, Colo.; @-NCAA First Round, Berkeley, Calif.

Team Statistics

Player	MP-MS	GP	K	E	TA	Pct	Ast.	SA	SE	RE	Dig	BS	BA	TB	BE	BHE	Pts
Gerlach	31-31	111	376	120	799	.320	30	31	45	24	254	16	77	93	14	4	461.5
Ash. Nu'u	22-2	60	56	14	135	.311	369	1	2	0	56	18	30	48	4	7	90.0
Barnes	31-29	101	73	22	164	.311	1042	33	12	2	203	1	22	23	6	9	118.0
Zimmerman	31-31	110	195	70	468	.267	48	20	47	28	217	8	75	83	9	2	260.5
Griffin	31-31	111	343	170	834	.207	61	5	13	2	172	14	72	86	9	1	398.0
Santillana	30-25	95	324	167	778	.202	14	19	16	18	165	24	29	53	7	1	381.5
Carr	31-30	111	331	174	889	.177	46	25	15	25	388	9	29	38	3	2	379.5
Amb. Nu'u	26-7	88	81	47	235	.145	27	6	11	39	175	0	3	3	0	0	88.5
Bossow	14-0	23	15	13	52	.038	0	0	3	0	4	1	12	13	1	0	22.0
Masumiya	21-0	37	0	0	1	.000	5	5	5	2	26	0	0	0	0	0	5.0
Morgado	1-0	1	0	0	0	.000	0	0	0	0	1	0	0	0	0	0	0.0
Vesanovic	30-0	94	0	1	3	-.333	2	19	22	0	50	0	0	0	0	0	19.0
TEAM											12						
TOTALS	31	111	1794	798	4358	.229	1644	164	191	162	1711	91	349	265.5	54	26	2223.5
Opponent	31	111	1568	750	4301	.190	1395	162	210	164	1452	83	536	351.0	48	18	2082.0

Team Roster

No.	Name	Pos.	Ht.	Cl.	Exp.	Hometown (High School / College)
1	Lynsey Mann	MB	6-3	So.	TR	Highlands Ranch, Colo. (Fountain-Ft. Carson/Western State)
2	Ashley Nu'u	S	5-10	Fr.	HS	Aurora, Colo. (Smoky Hill)
3	Amber Nu'u	OH	5-11	Fr.	HS	Aurora, Colo. (Smoky Hill)
4	Maragda Santillana	OH	6-4	So.	1L	Barcelona, Spain (Ses Joaquin Blume)
5	Allison Barnes	S	6-0	Jr.	2L	Arlington, Texas (James Martin)
6	Kelly Masumiya	DS/L	5-3	So.	1L	Highlands Ranch, Colo. (Smoky Hill)
7	Austin Zimmerman	OH/MB	6-0	Fr.	HS	Cheney, Wash. (Lewis and Clark)
9	Allie Griffin	MB	6-0	So.	1L	Baton Rouge, La. (Santa Fe Christian, San Diego, Calif.)
10	Nicole Carr	OH	6-0	So.	1L	Wauwatosa, Wis. (Wauwatosa East)
11	Lara Bossow	OH	6-0	Fr.	HS	Vail, Colo. (Vail Mountain School)
12	Monica Vesanovic	DS/L	5-5	Sr.	3L	Los Altos, Calif. (St. Francis)
13	Krislen Morgado	DS/L	5-6	So.	HS	Pearl City, Hawai'i (Punahou)
15	Monique Gerlach	MB	5-11	Sr.	3L	Monarch Beach, Calif. (Santa Margarita Catholic)

HEAD COACH: Pi'i Aiu (Colorado '89)
ASSISTANT COACHES: Jill Thomason (Wyoming '95), Ricci Luyties (UCLA '85)

2003 Milestones

- ✓ **Oct. 24**—In an epic five-game win over Kansas, senior middle blocker Monique Gerlach became the fifth CU player to reach 1,300 career kills and junior setter Allison Barnes became the sixth Buffalo to reach 1,000 career assists.
- ✓ **Nov. 12**—CU broke a 10-match losing streak against ranked teams with a five-game win over No. 18 Texas A&M in Boulder. In the match Monique Gerlach recorded her 1,359th kill to pass Tina Murray for fourth place on CU's all-time list.
- ✓ **Nov. 24**—Sophomore outside hitter Nicole Carr was named Big 12 Conference Volleyball Player of the Week. Carr averaged 4.25 kills, 3.62 digs and hit .301 in wins at Texas and home against Missouri. She had 19 kills and a career and team season-high 24 digs against the Tigers.
- ✓ **Season**—CU was the most improved team in the Big 12 Conference in 2003 in terms of league wins over the prior year. The Buffs were 9-11 in the Big 12 in 2002 and were picked by league coaches to repeat their seventh place showing, yet the much improve Buffs finished four wins better at 13-7 and a tie for third place, their best finish since 1998.
- ✓ **Season**—Nicole Carr registered 388 digs in 2003, the eighth best single-season total in team history. Freshman Ashley Nu'u had 369 kill assists, the fifth-most by a first-year Buff.
- ✓ **Career**—Monique Gerlach's name is prominent in several of CU's career top 10 lists. She finished her career second in hitting percentage, fourth in kills, fifth in blocks, seventh in attacks and eighth in service aces.
- ✓ **Awards**—Monique Gerlach took home plenty of post-season honors. She was named to the All-Big 12 first team and the AVCA All-Central Region first team for the second-straight year. Gerlach also earned honorable mention to the AVCA All-America team and was named CU's Outstanding Senior Athlete of the Year. Gerlach, Allison Barnes and Nicole Carr were named to; the Academic All-Big 12 Volleyball first team while senior Monica Vesanovic was named to the second team.

HISTORY

2004



(14-14 – 9-11 Big 12 (1-6th) – 10-5 Home – 3-8 Away – 1-1 Neutral)

Date	Opponent (Rank)	Rank	W/L	Rec	Score	Score-by-Game	Team Statistical Totals							Individual Statistical Leaders			
							K	Att%	Ast	SA	Dig	TB	Kills	Digs	Blocks	Assists	
9/1	DENVER	RV	W	1-0	3-1	30-15, 28-30, 30-20, 30-21	71	.402	64	4	48	11	Griffin (21)	Carr (16)	MS/LB/AG (5)	Ash. Nu'u (43)	
9/3	Ivs. Cal State-Northridge	RV	W	2-0	3-0	30-26, 30-20, 30-11	56	.410	48	8	61	5	Griffin (21)	Carr (14)	Bossow (3)	Ash. Nu'u (43)	
9/4	Ivs. Oregon	RV	L	2-1	0-3	24-30, 28-30, 25-30	36	.202	33	1	46	5	Griffin (11)	Carr (18)	Bossow (3)	Ash. Nu'u (32)	
9/7	COLORADO STATE (10)	—	L	2-2	0-3	28-30, 25-30, 26-30	46	.193	42	4	39	9	Santillana (20)	Carr (13)	A.Z/A.G. (4)	Ash. Nu'u (40)	
9/9	#PITTSBURGH	—	W	3-2	3-0	30-26, 30-25, 30-23	49	.267	44	7	33	8	Santillana (13)	Griffin (8)	Bossow (6)	Ash. Nu'u (38)	
9/10	#SAN DIEGO (20)	—	W	4-2	3-2	25-30, 30-32, 30-28, 30-21, 15-10	78	.306	70	5	47	14	Griffin (22)	Santillana (9)	A.Z/A.G. (7)	Ash. Nu'u (63)	
9/11	#NORTH CAROLINA	—	W	5-2	3-1	30-22, 30-32, 30-23, 30-22	76	.261	74	7	84	6	Santillana (27)	Carr (19)	Bossow (4)	Barnes (37)	
9/15	*KANSAS STATE (15)	RV	W	6-2/1-0	3-0	30-23, 30-28, 30-26	60	.297	54	2	50	15	Griffin (17)	Santillana (10)	Bossow (11)	Ash. Nu'u (41)	
9/18	*at Texas (RV)	RV	L	6-3/1-1	2-3	30-26, 30-20, 22-30, 20-30, 18-20	74	.239	69	5	58	11	Griffin (17)	Carr (16)	A.Z/A.G. (5)	Ash. Nu'u (58)	
9/22	*NEBRASKA (7)	25	L	6-4/1-2	0-3	25-30, 25-30, 23-30	42	.092	39	3	34	8	Griffin (13)	M.S/A.G. (7)	A.Z/A.G. (4)	Ash. Nu'u (32)	
9/25	*BAYLOR	25	W	7-4/2-2	3-0	30-25, 30-22, 31-29	57	.289	56	4	49	11	Santillana (21)	Viñal (13)	Zimmerman (5)	Ash. Nu'u (51)	
9/29	*at Texas Tech	25	W	8-4/3-2	3-1	30-16, 30-21, 24-30, 30-24	50	.246	42	1	55	14	M.S./A.G.(14)	Santillana (13)	Griffin (8)	Ash. Nu'u (35)	
10/2	*MISSOURI	25	L	8-5/3-3	0-3	26-30, 24-30, 31-33	50	.209	43	1	53	13	Griffin (16)	Barnes (13)	Zimmerman (6)	Ash. Nu'u (38)	
10/5	*at Iowa State	RV	W	9-5/4-3	3-0	30-28, 30-25, 30-20	52	.267	46	2	62	6	Santillana (17)	Griffin (18)	Griffin (4)	Ash. Nu'u (44)	
10/9	*KANSAS (RV)	RV	W	10-5/5-3	3-0	30-23, 30-22, 30-21	54	.293	47	4	41	14	M.S./A.Z (13)	A.G./K.M (8)	Zimmerman (6)	Ash. Nu'u (39)	
10/16	*at Oklahoma	RV	L	10-6/5-4	2-3	24-30, 30-16, 30-22, 20-30, 11-15	68	.199	63	9	74	9	Griffin (25)	A.Z/A.G./ (13)	Bossow (6)	Ash. Nu'u (51)	
10/20	*TEXAS A&M (16)	—	L	10-7/5-5	1-3	30-25, 28-30, 26-30, 21-30	69	.190	64	2	77	12	Santillana (19)	Zimmerman (15)	A.G./L.B. (6)	Ash. Nu'u (47)	
10/23	*at Missouri (RV)	—	L	10-8/5-6	0-3	21-30, 24-30, 24-30	44	.213	42	4	37	1	Santillana (13)	A.Z/A.G. (8)	Santillana (1)	Ash. Nu'u (31)	
10/27	*at Nebraska (4)	—	L	10-9/5-7	0-3	29-31, 12-30, 23-30	36	.110	36	3	40	3	Griffin (12)	Carr (10)	Santillana (2)	Ash. Nu'u (28)	
10/30	*TEXAS TECH	—	W	11-9/6-7	3-1	30-19, 32-30, 28-30, 30-28	69	.252	61	1	63	13	Griffin (25)	Viñal (15)	Zimmerman (7)	Ash. Nu'u (55)	
11/3	*TEXAS (10)	—	L	11-10/6-8	1-3	19-30, 31-29, 17-30, 19-30	48	.123	44	2	49	10	Griffin (12)	Griffin (11)	Bossow (7)	Ash. Nu'u (37)	
11/7	*at Texas A&M (14)	—	L	11-11/6-9	0-3	24-30, 23-30, 22-30	45	.178	42	2	44	2	Griffin (14)	Carr (13)	NC/LB/AS (1)	Ash. Nu'u (33)	
11/10	*at Kansas State (20)	—	L	11-12/6-10	1-3	21-30, 11-30, 30-27, 19-30	53	.142	47	4	53	3	Amb. Nu'u (16)	Carr (14)	Griffin (3)	Ash. Nu'u (40)	
11/13	*OKLAHOMA	—	W	12-12/7-10	3-0	30-24, 30-13, 30-24	56	.349	52	3	46	12.5	Amb. Nu'u (17)	A.G./N.C. (9)	Griffin (6)	Ash. Nu'u (42)	
11/17	*at Baylor	—	W	13-12/8-10	3-0	30-25, 30-22, 30-25	44	.228	42	4	42	11.5	Griffin (14)	Amb. Nu'u (9)	Zimmerman (6)	Ash. Nu'u (40)	
11/24	*IOWA STATE	—	W	14-12/9-10	3-0	30-16, 30-26, 30-16	59	.405	53	1	49	9.5	Griffin (17)	Zimmerman (12)	Zimmerman (8)	Ash. Nu'u (47)	
11/27	*at Kansas	—	L	14-13/9-11	1-3	22-30, 31-29, 29-31, 19-30	67	.171	62	4	64	3	Griffin (17)	Zimmerman (16)	5 with 1	Barnes (42)	
12/2	Svs. Hawai'i (2)	—	L	14-14	1-3	30-24, 22-30, 20-30, 24-30	67	.189	60	4	46	11	LB/NC/AG (14)	Zimmerman (15)	Bossow (6)	Ash. Nu'u (51)	

*-Big 12 Conference Match; !-Oregon Classic, Eugene, Ore.; #-Colorado Invitational, Boulder, Colo.; \$-NCAA First Round, Fort Collins, Colo.

Team Statistics

Player	MP-MS	GP	K	E	TA	Pct	Ast.	SA	SE	RE	Dig	BS	BA	TB	BE	BHE	Pts
Barnes	26-2	82	6	0	10	.600	118	7	7	7	137	0	1	1	0	0	13.5
Masumiya	24-0	63	1	0	2	.500	7	5	23	10	73	0	0	0	0	0	6.0
Mann	9-0	12	10	3	18	.389	0	0	0	0	3	2	6	8	0	1	15.0
Ash. Nu'u	28-28	94	119	36	240	.346	1146	14	28	2	114	8	55	63	12	8	168.5
Zimmerman	28-28	98	198	63	455	.297	20	14	28	19	186	8	90	98	5	1	265.0
Bossow	28-26	98	163	55	385	.281	6	12	25	1	51	8	96	104	5	2	231.0
Santillana	19-19	66	275	96	650	.275	17	0	0	25	128	13	25	38	4	0	300.5
Griffin	28-28	99	420	180	934	.257	58	18	76	3	231	6	85	91	9	4	486.5
Amb. Nu'u	25-10	55	122	59	323	.195	18	7	16	16	97	3	9	12	2	2	136.5
Carr	28-27	95	237	157	732	.109	39	14	13	31	239	6	21	27	3	0	267.5
Sutherland	11-0	19	25	19	70	.086	0	0	1	3	16	0	5	5	0	0	27.5
Viñal	26-0	70	0	0	0	.000	10	10	14	14	137	0	0	0	0	0	10.0
Morgado	6	0	0	0	0	0	0	0	0	0	2	0	0	0	0	0	0.0
TEAM																	
Totals	28	99	1576	668	3819	.238	1439	101	231	138	1444	54	393	250.5	40	19	1927.5
Opponent	28	99	1473	641	3862	.215	1337	138	236	101	1300	73	500	323.0	53	23	1934.0

Team Roster

No.	Name	Pos.	Ht.	Cl.	Exp.	Hometown (High School / College)
1	Lynsey Mann	MB	6-3	Jr.	TR	Highlands Ranch, Colo. (Fountain-Ft. Carson/Western St)
2	Ashley Nu'u	S	5-10	So.	1L	Aurora, Colo. (Smoky Hill)
3	Amber Nu'u	OH	5-11	So.	1L	Aurora, Colo. (Smoky Hill)
4	Maragda Santillana	OH	6-4	Jr.	2L	Barcelona, Spain (J. Blume)
5	Allison Barnes	S	6-0	Sr.	3L	Arlington, Texas (James Martin)
6	Kelly Masumiya	DS/L	5-3	Jr.	2L	Highlands Ranch, Colo. (Smoky Hill)
7	Austin Zimmerman	MB	6-0	So.	1L	Cheney, Wash. (Lewis and Clark)
8	Alexandra Buth	RS	5-10	Fr.	HS	East Grand Rapids, Mich. (East Grand Rapids)
9	Allie Griffin	MB/RS	6-0	Jr.	2L	Baton Rouge, La. (Santa Fe Christian, San Diego, Calif.)
10	Nicole Carr	OH	6-0	Jr.	2L	Wauwatosa, Wis. (Wauwatosa East)
11	Lara Bossow	MB/OH	6-0	So.	1L	Vail, Colo. (Vail Mountain School)
12	Amber Sutherland	OH	5-10	Fr.	HS	Glenwood Springs, Colo. (Glenwood Springs)
13	Krislen Morgado	DS/L	5-6	Jr.	1L	Pearl City, Hawai'i (Punahou)
16	Therese Viñal	DS/L	5-8	Fr.	HS	Santa Clara, Calif. (Presentation)

HEAD COACH: Pi'i Aiu (Colorado '89)

ASSISTANT COACHES: Jill Thomason (Wyoming '95), Erik Sullivan (UCLA '95)

2004 Milestones

- ✓ **Sept. 1**—CU set a team record for hitting percentage in a four-game match with a .402 performance (71k-18e-132att) against Denver. The old record was .394 against Wyoming in 1995.
- ✓ **Sept. 3**—CU hit a season-best .410 against Cal State-Northridge, marking the first time since 1988 that the Buffaloes hit .400 or better in back-to-back matches. In all, Colorado reached the .400 mark three times during the season, the team's most since it had four in 1991. CU had not hit .400 or above twice in the same season since 1994.
- ✓ **Sept. 10**—The Buffs overcame an 0-2 deficit to defeat No. 20 San Diego in five games. It was the first time CU had overcome an 0-2 deficit since a win over Baylor on Oct. 31, 2001.
- ✓ **Sept. 15**—CU swept No. 15 Kansas State in Boulder, giving the Buffs their first win over a Top 15 team since a 3-1 win over No. 15 Texas A&M in 1998. Sophomore Lara Bossow tied a school record for blocks in a 3-game match with 11.
- ✓ **Oct. 9**—Sophomore setter Ashley Nu'u became the seventh player in CU history to reach 1,000 career assists, on the final point of the game in a 3-0 win over Kansas.
- ✓ **SEASON**—The Buffs made their 14th overall NCAA Tournament appearance and the 13th in 14 seasons which puts them in some elite company. CU is one of only 14 teams to qualify for at least 13 NCAA Tournaments since 1991.
- ✓ **SEASON**—A final record of 14-14 gave the Buffaloes their 17th straight season with a .500 record or better. CU also went 5-2 in the pre-season, marking the 16th straight season the Buffs have come out of the non-conference schedule with a record of .500 or above.
- ✓ **AWARDS**—Junior Allie Griffin was selected to the AVCA All-Central Region first team and was given honorable mention to the AVCA All-America team. Griffin was also named to the All-Big 12 Conference first team while Ashley Nu'u was an honorable mention All-Big 12 pick. Allison Barnes earned her third selection to the Academic All-Big 12 team while Nicole Carr picked up her second Academic All-Big 12 award.

HISTORY



2005

(15-13 - 10-10 Big 12 (5th) - 7-6 Home - 6-6 Away - 2-1 Neutral)

Date	Opponent (Rank)	Rank	W/L	Rec	Score	Score-by-Game	Team Statistical Totals							Individual Statistical Leaders			
							K	Att%	Ast	SA	Dig	TB	Kills	Digs	Blocks	Assists	
8/27	\$St. Peter's	RV	W	1-0	3-0	30-11, 30-20, 30-23	60	.336	53	10	41	2	AG, AS (12)	Carr (10)	4 players tied (1)	Nu'u (45)	
8/27	\$American	RV	W	2-0	3-0	30-22, 30-16, 30-26	55	.406	50	5	44	8	Carr (15)	Sutherland (13)	AG, LB, AS (3)	Nu'u (46)	
9/8	#STANFORD (3)	L	2-1	0-3	26-30, 28-30, 24-30		46	.241	45	7	39	5.5	Sutherland (14)	Carr (9)	LS, AG (3)	Nu'u (44)	
9/9	#CREIGHTON	W	3-1	3-1	30-25, 35-33, 26-30, 30-20		78	.325	76	1	63	9.5	Griffin (28)	Sutherland (16)	AN, LS, LB (4)	Nu'u (67)	
9/10	#MARQUETTE	W	4-1	3-2	24-30, 23-30, 30-18, 30-28, 15-11		75	.251	71	1	70	12	Griffin (23)	Carr (17)	4 players tied (3)	Nu'u (65)	
9/14	*Texas (18)	L	4-2/0-1	1-3	16-30, 30-27, 22-30, 19-30		52	.211	49	2	35	7	Griffin (17)	Griffin (9)	Mann (3)	Nu'u (44)	
9/17	*NEBRASKA (1)	L	4-3/0-2	0-3	22-30, 20-30, 23-30		45	.153	41	0	36	3	Griffin (16)	Carr (11)	Bossow (2)	Nu'u (37)	
9/21	*MISSOURI (8)	L	4-4/0-3	0-3	25-30, 24-30, 11-30		44	.127	41	1	52	0	Griffin (16)	Carr (15)	None	Nu'u (38)	
9/24	*Oklahoma	W	5-4/1-3	3-2	30-26, 24-30, 26-30, 30-27, 15-12		70	.185	65	7	62	10	Griffin (27)	Carr (15)	Schaefer (6)	Nu'u (61)	
9/28	*Iowa State	L	5-5/1-4	0-3	26-30, 28-30, 21-30		41	.146	38	3	49	9	Griffin (11)	Nu'u (11)	Schaefer (7)	Nu'u (35)	
10/1	*KANSAS (RV)	L	5-6/1-5	2-3	32-30, 29-31, 30-17, 32-34, 6-15		79	.272	76	5	69	14	Griffin (25)	Carr (16)	Nu'u (6)	Nu'u (68)	
10/5	*BAYLOR	W	6-6/2-5	3-2	30-15, 24-30, 30-26, 30-32, 15-8		79	.273	78	6	67	14	Griffin (22)	Sutherland (17)	AG, LM (6)	Nu'u (70)	
10/8	*Texas Tech	L	6-7/2-6	2-3	28-30, 25-30, 30-19, 30-26, 14-16		84	.329	75	3	61	11.5	Griffin (27)	Sutherland (19)	LS, LB (5)	Nu'u (63)	
10/12	*KANSAS STATE (20)	W	7-7/3-6	3-2	30-14, 30-25, 25-30, 28-30, 15-5		77	.345	70	8	72	12.5	Griffin (29)	Carr (19)	Schaefer (7)	Nu'u (66)	
10/16	*Texas A&M (24)	W	8-7/4-6	3-2	20-30, 25-30, 30-26, 30-28, 15-10		74	.181	73	6	77	14.5	Griffin (21)	Vinal (17)	Schaefer (7)	Nu'u (60)	
10/22	*OKLAHOMA	RV	W	9-7/5-6	3-0	30-24, 30-28, 30-25		53	.238	49	6	48	7.5	Griffin (19)	Vinal (19)	Bossow (4)	Nu'u (43)
10/26	*IOWA STATE	RV	W	10-7/6-6	3-0	30-37, 30-21, 31-29		53	.273	51	5	48	11	Griffin (14)	Carr (11)	Schaefer (4)	Nu'u (42)
10/29	*Missouri (8)	RV	W	11-7/7-6	3-2	20-30, 30-28, 23-30, 30-27, 15-12		65	.214	62	8	54	10	Griffin (19)	Vinal (16)	LB, LS (5)	Nu'u (57)
11/2	*Kansas	RV	W	12-7/8-6	3-1	26-30, 32-30, 30-27, 30-21		67	.276	63	7	63	12	Griffin (20)	NC, AS (12)	AN, AG, LB (4)	Nu'u (52)
11/5	*TEXAS TECH	RV	W	13-7/9-6	3-0	30-25, 30-23, 30-19		55	.377	53	4	32	6	Sutherland (14)	5 players tied (5)	Nu'u (3)	Nu'u (45)
11/9	*TEXAS (11)	25	L	13-8/9-7	2-3	27-30, 33-31, 23-30, 30-25, 15-17		80	.272	75	2	59	12	Sutherland (20)	NC, AS (13)	Griffin (6)	Nu'u (66)
11/12	*Baylor	25	W	14-8/10-7	3-0	30-25, 30-21, 30-27		51	.267	45	5	42	11	Sutherland (15)	AG, KM (8)	AG, LB (5)	Nu'u (39)
11/16	*Kansas State (RV)	24	L	14-9/10-8	2-3	30-19, 21-30, 30-28, 23-30, 16-18		81	.314	76	3	58	6	Sutherland (26)	Vinal (18)	AS, LS (3)	Nu'u (66)
11/19	*TEXAS A&M	24	L	14-10/10-9	2-3	22-30, 30-28, 30-28, 23-30, 7-15		75	.247	74	6	60	12.5	Sutherland (19)	Sutherland (12)	Bossow (7)	Nu'u (63)
11/23	*Nebraska (1)	RV	L	14-11/10-10	0-3	19-30, 26-30, 19-30		39	.252	39	4	32	2	Sutherland (14)	Sutherland (10)	Schaefer (2)	Nu'u (36)
11/25	%Florida (4)	RV	L	14-12	0-3	17-30, 19-30, 24-30		39	.212	36	1	32	6	Sutherland (13)	Sutherland (7)	Schaefer (4)	Nu'u (32)
11/26	%Northern Colorado	RV	W	15-12	3-0	30-20, 30-24, 30-22		60	.394	57	6	50	10.5	Sutherland (19)	Sutherland (13)	Mann (6)	Nu'u (52)
12/2	\$Colorado State	RV	L	15-13	1-3	30-26, 24-30, 19-30, 27-30		55	.236	52	4	43	6	Sutherland (14)	Carr (13)	Nu'u (3)	Nu'u (46)

*Big 12 Conference Match; \$-American University Classic; #-Colorado Invitational, Boulder; % University of Denver Tournament; -\$-NCAA First Round, Fort Collins, Colo.

Team Statistics

Player	MP-MS	GP	K	E	TA	Pct	Ast.	SA	SE	RE	Dig	BS	BA	TB	BE	BHE	Pts
Bossow	28-28	110	246	68	483	.369	10	22	31	2	59	4	81	85	5	0	312.5
Ash. Nu'u	28-28	110	113	33	259	.309	1448	12	21	0	194	6	62	68	11	20	162.0
Buth	27-2	84	25	9	53	.302	6	28	85	0	44	0	5	5	1	1	55.5
Griffin	27-26	106	486	191	1016	.290	62	6	15	27	213	5	72	77	4	0	533.0
Mann	19-0	41	36	14	76	.289	0	0	0	0	4	5	26	31	0	0	54.0
Sutherland	28-28	109	421	182	949	.252	43	8	42	44	290	13	30	43	2	1	457.0
Schaefer	28-26	103	154	65	367	.243	5	0	0	0	0	11	77	88	5	3	203.5
Carr	28-28	110	245	119	742	.170	37	12	13	38	284	8	31	39	3	1	280.5
VenHorst	11-0	22	0	0	0	.000	3	12	13	0	0	0	0	0	0	0	1.0
Vinial	27-0	95	0	0	0	.000	14	24	30	22	227	0	0	0	0	0	24.0
Gibson	5-0	8	6	8	28	-.071	0	0	3	0	3	0	2	2	0	0	7.0
Masumiya	24-2	80	0	2	2	-1.000	5	13	13	2	111	0	0	0	0	0	13.0

Team Roster

No.	Name	Pos.	Ht.	Cl.	Exp.	Hometown (High School / College)
1	Lynsey Mann	MB	6-3	Sr.	1L	Highlands Ranch, Colo. (Fountain-Ft. Carson/Western St)
2	Ashley Nu'u	S	5-10	Jr.	2L	Aurora, Colo. (Smoky Hill)
3	Amber Nu'u	OH	5-11	Jr.	2L	Aurora, Colo. (Smoky Hill)
4	Lauren Schaefer	MB	6-3	Fr.	HS	Mountain View, Calif. (Los Altos)
5	Dana Crary	MB	5-10	Fr.	HS	Coto de Caza, Calif. (Santa Margarita Catholic)
6	Kelly Masumiya	DS/L	5-3	Sr.	3L	Highlands Ranch, Colo. (Smoky Hill)
7	Austin Zimmerman	MB	6-0	Jr.	2L	Cheney, Wash. (Lewis and Clark)
8	Alexandra Buth	RS	5-10	Fr.	RS	East Grand Rapids, Mich. (East Grand Rapids)
9	Allie Griffin	RS	6-0	Sr.	3L	Baton Rouge, La. (Santa Fe Christian, San Diego, Calif.)
10	Nicole Carr	OH	6-0	Sr.	3L	Wauwatosa, Wis. (Wauwatosa East)
11	Lara Bossow	MB	6-0	Jr.	2L	Vail, Colo. (Vail Mountain School)
12	Amber Sutherland	OH	5-10	So.	1L	Glenwood Springs, Colo. (Glenwood Springs)
13	Krislen Morgado	DS/L	5-6	Sr.	2L	Pearl City, Hawaii (Punahou)
14	Ashley VenHorst	DS/L	5-7	Fr.	HS	Bettendorf, Iowa (Pleasant Valley)
16	Therese Vinial	DS/L	5-8	So.	1L	Santa Clara, Calif. (Presentation)
77	Mallori Gibson	OH	5-11	Fr.	HS	Bakersfield, Calif. (Foothill)

HEAD COACH: Pi'i Aiu (Colorado '89)

ASSISTANT COACHES: Jill Thomason (Wyoming '95), Erik Sullivan (UCLA '95)

2005 Milestones

- ✓ Oct. 1 - Allie Griffin recorded her 1,000th career kill, while Nicole Carr picked up her 1,000th career dig in a five-game match against Kansas.
- ✓ Oct. 5 - Head Coach Pi'i Aiu earned his 100th Big 12 victory against Baylor.
- ✓ Oct. 18 - Allie Griffin became the first Buffalo to be named the Collegiate Volleyball Update (CUV.com) National Player of the Week. She helped CU upset back-to-back ranked teams Kansas State and Texas A&M, for the first time since 1996. Griffin averaged 5.40 points, 5.00 kills, 2.50 digs, 0.70 assists, 0.70 blocks per game and hit .343 for the week and was named to Sports Illustrated's Faces in the Crowd.
- ✓ Oct. 29 - CU defeated No. 8 Missouri in five-sets in Columbia, Mo. It was the first victory against a top-10 school for CU since 1997 when the Buffs defeated No. 5 Nebraska. It was also the first win for CU in Columbia since 1999.
- ✓ Season - CU hit a school-record .262 on the season. The previous record of .259 was set in 1991.
- ✓ Season - The Buffs played in a school-record 11 five-game matches. It tied the most in the country on the season. CU also played a school-record five straight five-game matches.
- ✓ Season - Colorado earned its 15th overall NCAA Tournament appearance, the 14th in 15 years.
- ✓ Season - The Buffs finished with a record of 15-13, marking the 18th straight season with a .500 record or better. They finished the non-conference schedule at 5-2, marking the 17th straight season above .500.
- ✓ Career - Allie Griffin's name is prominent in several of CU's career top-10 lists. She finished her career sixth in kills (1,283), ninth in blocks (266), 10th in attacks (2,863), 14th in assists (186) and attack percentage (.254) and 23rd in digs (620). Nicole Carr is ninth in digs (1,160) and attacks (2,885) and is 13th in kills (991).
- ✓ Awards - Allie Griffin was selected to the AVCA All-Central Region first team and was given honorable mention to the AVCA All-America team. Griffin was also named to the All-Big 12 Conference first team while Ashley Nu'u was an honorable mention AVCA All-Central Region and All-Big 12 pick. Nicole Carr earned her third Academic All-Big 12 Award, while Alex Buth, Lynsey Mann and Therese Vinal earned their first academic award.



(17-12 – 12-8 Big 12 (5th) – 12-4 Home – 5-6 Away – 0-2 Neutral)

Date	Opponent (Rank)	Rank	W/L	Rec	Score	Score-by-Game	Team Statistical Totals							Individual Statistical Leaders			
							K	Att%	Ast	SA	Dig	TB	Kills	Digs	Blocks	Assists	
8/25	Denver	RV	W	1-0	3-0	30-27, 30-23, 32-30	54	.238	49	4	44	2.5	Gibson (14)	Zimmerman (12)	Schaefer (2)	Nu'u (44)	
9/1	#UCLA (10)	RV	L	1-1	0-3	25-30, 25-30, 25-30	45	.137	42	9	48	5	Bossow (10)	Sutherland (10)	Schaefer (3)	Nu'u (34)	
9/2	# Hawaii (7)	RV	L	1-2	0-3	30-32, 23-30, 20-30	53	.181	50	5	46	4	Sutherland (16)	Karlik (14)	Sutherland (3)	Nu'u (47)	
9/3	# Florida (5)	RV	L	1-3	0-3	19-30, 21-30, 29-31	41	.135	39	3	44	4	Buth (11)	Sutherland (14)	Bossow (2)	Nu'u (22)	
9/7	&CINCINNATI	W	2-3	3-0	3-0	30-24, 32-30, 30-20	60	.273	54	4	54	6.5	Sutherland (15)	Karlik (21)	Sutherland (5)	Nu'u (43)	
9/8	&CENTRAL CONN. STATE	W	3-3	3-0	3-0	30-13, 30-14, 30-10	56	.528	52	7	42	6.5	Sutherland (16)	AS, KK (10)	5 players tied (2)	Nu'u (23)	
9/9	&Southern Mississippi	W	4-3	3-0	3-0	30-19, 30-17, 30-26	44	.239	39	10	46	10.5	Bossow (11)	Karlik (14)	Bossow (6)	Nu'u (22)	
9/13	*MISSOURI (17)	W	5-3/1-0	3-2	3-0-24, 27-30, 30-24, 23-30, 15-9	86	.303	80	5	79	12	Sutherland (35)	Karlik (26)	Nu'u (7)	Nu'u (69)		
9/16	*Texas Tech	W	6-3/2-0	3-0	3-0	30-27, 30-28, 30-22	51	.308	48	2	36	12	Sutherland (12)	Karlik (12)	4 players tied (4)	Nu'u (40)	
9/20	*Texas (5)	L	6-4/2-1	0-3	0-3	17-30, 19-30, 26-30	35	.184	34	3	35	6	Gibson (11)	Karlik (13)	4 players tied (2)	Nu'u (30)	
9/23	*KANSAS	W	7-4/3-1	3-2	3-0-28, 22-30, 20-30, 30-19, 15-7	70	.257	63	13	53	11	MG, AS (18)	Karlik (12)	LS, AB (4)	Nu'u (51)		
9/27	*TEXAS A&M	W	8-4/4-1	3-0	3-0	30-23, 30-28, 30-22	50	.287	47	11	43	5	Sutherland (15)	Sutherland (10)	AZ, AB (3)	Nu'u (41)	
9/30	*OKLAHOMA	L	8-5/4-2	2-3	2-3	30-22, 18-30, 21-30, 30-23, 6-15	69	.212	66	3	65	15	Sutherland (25)	Sutherland (17)	LS, AB (6)	Nu'u (61)	
10/7	*Kansas State	W	9-5/5-2	3-0	3-0	31-29, 30-28, 34-32	52	.206	52	6	55	6.5	Sutherland (18)	Karlik (17)	AZ, AN (4)	Nu'u (40)	
10/11	*IOWA STATE	L	9-6/5-3	0-3	0-3	20-30, 25-30, 27-30	49	.188	46	1	43	6	Schaefer (12)	Karlik (11)	Bossow (3)	Nu'u (35)	
10/14	*Nebraska (1)	L	9-7/5-4	0-3	0-3	27-30, 18-30, 21-30	38	.129	37	2	51	2	Sutherland (9)	Nu'u (14)	Zimmerman (2)	Nu'u (30)	
10/18	*Baylor	W	10-7/6-4	3-2	3-0	30-16, 34-36, 26-30, 30-27, 18-16	69	.200	62	6	71	12.5	Sutherland (22)	Karlik (20)	Buth (5)	Nu'u (57)	
10/21	*TEXAS TECH	W	11-7/7-4	3-0	3-0	30-21, 30-27, 33-31	59	.265	54	6	58	6.5	Sutherland (24)	Karlik (18)	Zimmerman (4)	Nu'u (50)	
10/25	*Texas A&M	W	12-7/8-4	3-2	3-0	25-30, 30-20, 30-28, 22-30, 15-6	70	.207	66	9	79	11.5	Sutherland (20)	Karlik (20)	Nu'u (5)	Nu'u (58)	
10/28	*TEXAS (8)	L	12-8/8-5	0-3	0-3	21-30, 30-32, 22-30	45	.193	44	1	35	6	Sutherland (16)	Webster (12)	Schaefer (4)	Nu'u (43)	
11/1	*KANSAS STATE	W	13-8/9-5	3-2	3-0	27-30, 37-35, 33-31, 23-30, 15-12	90	.230	85	2	69	16	Schaefer (19)	Karlik (20)	LS, LB, AS (6)	Nu'u (74)	
11/4	*Missouri (21)	L	13-9/9-6	1-3	1-3	23-30, 17-30, 30-28, 28-30	57	.205	53	5	58	11.5	Sutherland (20)	Sutherland (18)	Schaefer (6)	Nu'u (47)	
11/8	*Kansas	W	14-9/10-6	3-0	3-0	30-25, 30-28, 32-30	58	.241	56	7	57	8	Sutherland (13)	Karlik (16)	Schaefer (5)	Nu'u (45)	
11/11	*NEBRASKA (1)	W	15-9/11-6	3-2	3-0	19-30, 30-28, 15-30, 30-27, 15-12	68	.162	62	3	71	12	Sutherland (18)	Karlik (22)	Zimmerman (10)	Nu'u (62)	
11/18	*Oklahoma (14)	RV	L 15-10/11-7	2-3	2-3	22-30, 31-29, 32-30, 24-30, 9-15	72	.167	70	5	77	9	Gibson (24)	Karlik (21)	Schaefer (5)	Nu'u (65)	
11/22	*BAYLOR	W	16-10/12-7	3-2	3-0	30-28, 23-30, 28-30, 30-23, 15-12	84	.261	77	2	67	13	Gibson (28)	Karlik (22)	Schaefer (6)	Nu'u (65)	
11/25	*Iowa State	RV	L 16-11/12-8	2-3	2-3	27-30, 30-24, 28-30, 31-29, 9-15	77	.141	70	3	75	14	Gibson (17)	Karlik (17)	LS, LB, AS (6)	Nu'u (65)	
11/30	\$New Mexico St. (19)	RV	W	17-11	3-0	30-24, 30-20, 34-32	58	.287	56	6	50	11	MG, AS (13)	Karlik (15)	AN, LS (4)	Nu'u (44)	
12/1	\$Washington (3)	RV	L 17-12	1-3	1-3	15-30, 30-22, 26-30, 24-30	52	.130	50	8	73	13	AB, AS (12)	Karlik (26)	Zimmerman (10)	Nu'u (45)	

*Big 12 Conference Match; #Hawaiian Airlines Wahine Volleyball Classic, Honolulu, Hawaii; & Colorado Invitational, Boulder; \$-NCAA First/Second Rounds, Boulder

Team Statistics

Name	G	K	K/G	E	TA	Pct.	A	A/G	SA	SE	SA/G	RE	DIG	D/G	BS	BA	TOT.	B/G	BE	BHE	PTS
Karlik	105	4	0.04	0	5	.800	54	0.51	22	37	0.21	33	442	4.21	0	0	0.00	0	0	26.0	
Burkett	8	5	0.62	0	9	.556	34	4.25	0	0	0.00	0	6	0.75	0	3	3	0.38	0	6.5	
Nu'u, Ashley	108	120	1.11	35	244	.348	1352	12.52	14	7	0.13	0	179	1.66	8	56	64	0.59	13	40	170.0
Zimmerman	78	148	1.90	36	350	.320	13	0.17	11	12	0.14	0	48	0.62	11	60	71	0.91	2	2	200.0
Schaefer	99	226	2.28	68	525	.301	8	0.08	1	3	0.01	2	31	0.31	13	79	92	0.93	4	0	279.5
Drexler	3	2	0.67	1	4	.250	0	0.00	1	0	0.33	0	1	0.33	0	2	2	0.67	0	0	4.0
Bossow	75	150	2.00	63	364	.239	2	0.03	17	21	0.23	0	44	0.59	4	58	62	0.83	2	0	200.0
Loop	7	5	0.71	1	18	.222	0	0.00	0	0	0.00	0	1	0.14	0	1	1	0.14	0	0	5.5
Buth	108	231	2.14	117	597	.191	60	0.56	27	63	0.25	10	213	1.97	7	60	67	0.62	4	14	295.0
Gibson	103	351	3.41	176	985	.178	9	0.09	34	76	0.33	0	113	1.10	1	29	30	0.29	3	0	400.5
Sutherland	109	456	4.18	253	1182	.172	47	0.43	22	33	0.20	39	312	2.86	9	60	69	0.63	5	2	517.0
VenHorst	11	0	0.00	0	0	.000	0	0.00	0	0	0.00	1	11	1.00	0	0	0	0.00	0	0	0.0
Vinal	8	0	0.00	0	0	.000	1	0.12	1	0	0.12	0	7	0.88	0	0	0	0.00	0	0	1.0
Sisco	7	0	0.00	0	5	.000	2	0.29	0	0	0.00	0	0	0.00	0	0	0	0.00	0	0	0.0
Webster	98	1	0.01	1	6	.000	19	0.19	0	0	0.00	23	190	1.94	0	0	0	0.00	0	2	1.0
Nu'u, Amber	41	13	0.32	13	49	.000	2	0.05	3	3	0.07	4	26	0.63	1	1	2	0.05	0	1	17.5
Team												14									
COLORADO	109	1712	15.71	764	4343	.218	1603	14.71	153	255	1.40	126	1624	14.90	54	409	258.5	2.37	33	61	2123.5
Opponents	109	1592	14.61	651	4156	.226	1457	13.37	126	229	1.16	153	1512	13.87	90	625	402.5	3.69	38	51	2120.5

Team Roster

No.	Name	Pos.	Ht.	Cl.	Exp.	Hometown (High School / College)
1	Emilee Sisco	OH	6-4	Fr.	HS	Enumclaw, Wash. (Enumclaw)
2	Ashley Nu'u	S	5-10	Sr.	3L	Aurora, Colo. (Smoky Hill)
3	Amber Nu'u	OH	5-11	Sr.	3L	Aurora, Colo. (Smoky Hill)
4	Lauren Schaefer	MB	6-3	So.	1L	Mountain View, Calif. (Los Altos)
6	Callie Webster	DS/L	5-10	So.	TR	Mercer Island, Wash. (Mercer Island/New Hampshire)
7	Austin Zimmerman	MB	6-0	Sr.	3L	Cheney, Wash. (Lewis and Clark)
8	Alexandra Buth	RS	5-10	So.	1L	East Grand Rapids, Mich. (East Grand Rapids)
10	Kelsey Loop	OH	5-10	So.	TR	Valley Center, Kansas (Circle/Wyoming)
11	Lara Bossow	MB	6-0	Sr.	3L	Vail, Colo. (Vail Mountain School)
12	Amber Sutherland	OH	5-10	Jr.	2L	Glenwood Springs, Colo. (Glenwood Springs)
13	Jessica Drexler	MB/OH	5-10	Fr.	HS	Colorado Springs, Colo. (Lewis-Palmer)
14	Ashley VenHorst	DS/L	5-7	So.	1L	Bettendorf, Iowa (Pleasant Valley)
16	Therese Viñal	DS/L	5-8	Jr.	2L	Santa Clara, Calif. (Presentation)
21	Kristen Karlik	DS/L	5-7	Jr.	TR	Colorado Springs, Colo. (Rampart/Colorado State)
22	Kaitlyn Burkett	S	6-1	Fr.	HS	Colorado Springs, Colo. (St. Mary's)
77	Mallori Gibson	OH	5-11	Fr.	1L	Bakersfield, Calif. (Foothill)

HEAD COACH: Pi'i Aiu (Colorado '89)

ASSISTANT COACHES: Jill Thomason (Wyoming '95), Erik Sullivan (UCLA '95)

2006 Milestones

- ✓ **Sept. 8** – Colorado attacked at a .528 percentage against Central Connecticut State, recording a school record for a three-game match. The Buffs recorded 56 kills and nine errors on 89 attacks.
- ✓ **Sept. 13** – Amber Sutherland recorded 35 kills as CU defeated No. 17 Missouri in five games. She became just the sixth Buff to hammer over 30 kills in a match. The 35 kills was the third-highest total in a single match in CU history. Sutherland was named the Big 12 Player of the Week on Sept. 18.
- ✓ **Nov. 11** – CU defeated No. 1 Nebraska in front of a CECC record crowd 4,111, halting a 17-match losing streak to the Huskers. It was the first time CU has ever defeated a top-ranked opponent and the Buffs were the only team to beat NU as the Huskers went on to win the national championship. CU came back to defeat the Huskers after dropping the first and third games 30-19, 30-15.
- ✓ **Nov. 13** – Ashley Nu'u was named the Sports Imports/AVCA Division I National Player of the Week on Nov. 13. She helped CU upset No. 1 Nebraska. Nu'u passed out all of CU's 62 assists against the Huskers. She totaled 107 on the week, including a three-game sweep of Kansas. She was also named the Big 12 Player of the Week and CU Athlete of the Week.
- ✓ **Nov. 30** – The Buffs advanced to the second round of the NCAA Tournament for the first time since 2001 after defeating No. 19 New Mexico State in three games, but lost to No. 3 Washington for the first home loss during the NCAA Tournament for CU.
- ✓ **Dec. 20** – CU finally cracks the CSTV/AVCA Division I Coaches Poll at No. 24. CU recorded three wins against ranked teams, No. 1 Nebraska, No. 17 Missouri and No. 19 New Mexico State.
- ✓ **Season** – The Buffs earned a 12-4 record at the CECC for a winning percentage of .743. It was the best home record since 2003 when the Buff finished 10-2 (.833). The 12 wins tied the most wins in a single year at home for Colorado.
- ✓ **Season** – Colorado earned its 16th overall NCAA Tournament appearance, the 15th in 16 years.
- ✓ **Season** – The Buffs finished with a record of 17-12, marking the 19th straight season with a .500 record or better. They finished the non-conference schedule at 4-3, marking the 18th straight season above .500. CU finished the conference season 12-8 and tied for fourth with Iowa State.
- ✓ **Career** – Ashley Nu'u ended her career in several of CU's career charts. She is third in assists (4,315), 30th in kills (541), 25th in digs (573) and 14th in blocks (243). Lara Bossow ranks ninth in career blocks (264) and hitting percentage (.2921), Austin Zimmerman ranks eighth in hitting percentage (.2922), 11th in blocks (252) and 30th in digs (451).
- ✓ **Awards** – Ashley Nu'u became the first Buff to be named to the AVCA All-American Third Team and the Asics/Volleyball Magazine All-American honorable mention team. Nu'u was also an AVCA All-Central Region and All-Big 12 First Team honoree. Amber Sutherland and Lauren Schaefer were All-Big 12 honorable mention selections. Austin Zimmerman and Alex Buth were both named the Academic All-Big 12 First Team and Therese Viñal was named to the inaugural Big 12 Good Works Team.



2007

(6-22 – 1-19 Big 12 (12th) – 4-9 Home – 0-12 Away – 2-1 Neutral)

Date	Opponent (Rank)	Rank W/L	Rec	Score	Score-by-Game	Team Statistical Totals						Individual Statistical Leaders			
						K	Att%	Ast	SA	Dig	TB	Kills	Digs	Blocks	Assists
8/24	#Tulane	L	0-1	2-3	30-21, 30-27, 28-30, 20-30, 14-16	70	.247	60	2	80	15	Gibson (21)	Webster (21)	Schaefer (7)	Burkett (60)
8/25	#Furman	L	0-2	2-3	30-14, 30-24, 25-30, 28-30, 12-15	67	.231	57	13	62	6	Loop (18)	Webster (19)	Buth (3)	Burkett (41)
8/31	%UNCW	W	1-2	3-0	30-17, 30-18, 30-12	57	.534	53	11	34	5	Gibson (16)	Webster (10)	Steinhaus (4)	Burkett (48)
9/1	%CENTRAL FLORIDA	W	2-2	3-0	30-26, 30-22, 30-23	56	.339	52	2	44	6	Schaefer (14)	CW, AB (10)	Edelman (5)	Burkett (48)
9/2	%CALIFORNIA (11)	W	3-2	3-0	30-28, 30-25, 30-28	50	.228	43	3	41	2	Sisco (9)	Webster (11)	Schaefer (2)	Burkett (37)
9/6	\$Colorado State	L	3-3	0-3	28-30, 27-30, 28-30	48	.214	44	3	35	5	Gibson (18)	Webster (11)	Schaefer (3)	Burkett (38)
9/7	\$Winthrop	W	4-3	3-0	30-19, 30-28, 30-26	50	.248	45	2	40	7	Gibson (15)	Webster (15)	Edelman (4)	Burkett (36)
9/8	\$Miami University	W	5-3	3-0	30-21, 30-26, 30-14	43	.243	37	4	46	9	Gibson (13)	Webster (17)	Edelman (6)	Burkett (33)
9/12	*Texas Tech	L	5-4/0-1	2-3	19-30, 24-30, 30-24, 30-27, 12-15	74	.138	69	6	79	6	Buth (21)	Buth (23)	Buth (4)	Burkett (60)
9/19	*BAYLOR	L	5-5/0-2	2-3	26-30, 32-30, 30-27, 26-30, 14-16	72	.168	68	8	55	7	Gibson (20)	Webster (21)	Edelman (4)	Burkett (61)
9/22	*KANSAS STATE (16)	L	5-6/0-3	2-3	24-30, 30-24, 30-27, 27-30, 10-15	72	.227	63	2	75	18	Buth (21)	Webster (28)	Edelman (12)	Burkett (58)
9/26	*Oklahoma (25)	L	5-7/0-4	2-3	30-21, 30-16, 18-30, 27-30, 10-15	57	.169	53	5	82	15	Buth (15)	Webster (22)	Edelman (7)	Burkett (48)
9/29	*Texas (7)	L	5-8/0-5	0-3	19-30, 20-30, 27-30	41	.211	41	3	36	0	Sisco (13)	Webster (13)	NO BLOCKS	Burkett (34)
10/3	*MISSOURI	L	5-9/0-6	2-3	20-30, 19-30, 30-26, 30-28, 9-15	75	.158	66	1	93	10	Buth (19)	Webster (33)	SE, AB (5)	Burkett (53)
10/6	*NEBRASKA (2)	L	5-10/0-7	0-3	25-30, 18-30, 20-30	36	.132	35	2	53	6	Edelman (10)	Webster (18)	Edelman (5)	Burkett (33)
10/10	*Kansas	L	5-11/0-8	1-3	23-30, 26-30, 30-22, 27-30	59	.218	57	7	54	12	Schaefer (16)	Webster (19)	Gibson (5)	Burkett (54)
10/13	*Texas A&M	L	5-12/0-9	1-3	30-26, 22-30, 25-30, 17-30	63	.253	59	4	55	6	Edelman (12)	Buth (15)	Schaefer (4)	Burkett (50)
10/17	*IOWA STATE	L	5-13/0-10	2-3	30-24, 24-30, 30-25, 19-30, 13-15	58	.155	53	3	60	26	Buth (15)	Webster (21)	Schaefer (12)	Burkett (47)
10/20	*Baylor	L	5-14/0-11	2-3	22-30, 30-22, 30-24, 17-30, 9-15	63	.195	61	9	75	6	Schaefer (19)	Webster (19)	Edelman (6)	Burkett (55)
10/24	*OKLAHOMA (21)	L	5-15/0-12	1-3	27-30, 30-24, 29-31, 25-30	67	.243	61	5	63	11	Schaefer (24)	Webster (22)	KB, SE, MG (4)	Burkett (56)
10/27	*TEXAS (5)	L	5-16/0-13	0-3	27-30, 19-30, 28-30	48	.194	45	4	37	6	Schaefer (13)	CW, AV (8)	Schaefer (5)	Burkett (42)
10/31	*Iowa State	L	5-17/0-14	0-3	23-30, 17-30, 20-30	36	.167	36	4	31	4	Buth (11)	Webster (10)	Steinhaus (3)	Burkett (27)
11/3	*TEXAS TECH	W	6-17/1-14	3-1	32-34, 30-20, 30-15, 30-19	81	.344	76	8	43	11	Sisco (27)	Webster (14)	Burkett (7)	Burkett (66)
11/7	*Nebraska (2)	L	6-18/1-15	0-3	17-30, 22-30, 20-30	29	.129	29	3	40	6	Sisco (13)	Webster (10)	RS, SE (3)	Burkett (29)
11/10	*KANSAS	L	6-19/1-16	2-3	30-16, 30-24, 24-30, 31-33, 11-15	76	.271	70	10	54	14	Sisco (30)	Webster (18)	Steinhaus (9)	Burkett (62)
11/17	*Kansas State (12)	L	6-20/1-17	0-3	17-30, 26-30, 16-30	37	.168	35	0	39	2	Edelman (12)	Webster (9)	Buth (2)	Burkett (30)
11/21	*TEXAS A&M	L	6-21/1-18	1-3	30-28, 17-30, 25-30, 23-30	61	.147	58	2	63	7	Edelman (16)	Webster (21)	Edelman (6)	Burkett (51)
11/24	*Missouri	L	6-22/1-19	0-3	20-30, 23-30, 22-30	44	.173	42	1	38	4	Buth (13)	Webster (10)	Buth (3)	Burkett (28)

*Big 12 Conference Match; #Sugar Bowl Classic, New Orleans, Louisiana; % Colorado Invitational, Boulder; \$-Colorado State Tournament

Team Statistics

Name	G	K	K/G	E	TA	Pct.	A	A/G	SA	SE	SA/G	RE	DIG	D/G	BS	BA	TOT.	B/G	BE	BHE	PTS
Schaefer	1	1	1.00	0	11.000	0.00	0	0.00	0	0	0.00	0	0	0.00	0	0	0	0.00	0	0	1.0
Karliik	41	1	0.02	0	2.500	0.07	0	0.00	11	59	1.44	0	0	0.00	0	0	0	0.00	0	0	1.0
Schaefer	75	233	3.11	52	503.360	4.05	3	3.04	1	29	0.39	10	52	62	0.83	6	1	272.0			
Burkett	108	88	0.81	21	244.275	1285	11.90	20	32	0.19	1	170	1.57	9	52	61	0.56	4	38	143.0	
Buth	109	333	3.06	124	801.261	67	0.61	16	69	0.15	17	262	2.40	5	71	76	0.70	4	6	389.5	
Webster	109	6	0.06	1	20.250	33	0.30	25	15	0.23	44	466	4.28	0	0	0	0.00	0	2	31.0	
Edelman	105	219	2.09	93	535.236	7	0.07	8	10	0.08	0	48	0.46	13	94	107	1.02	7	3	287.0	
Sisco	83	248	2.99	141	688.156	2	0.02	16	25	0.19	0	52	0.63	5	19	24	0.29	0	1	278.5	
Gibson	104	322	3.10	177	950.153	10	0.10	27	73	0.26	2	90	0.87	11	28	39	0.38	3	2	374.0	
Loop	46	85	1.85	51	250.136	4	0.09	3	19	0.07	1	18	0.39	0	9	9	0.20	0	1	92.5	
Steinhaus	47	43	0.91	30	131.099	3	0.06	3	4	0.06	0	13	0.28	3	27	30	0.64	5	0	62.5	
Wicks	11	11	1.00	8	31.097	0	0.00	0	4	0.00	0	5	0.45	0	0	0	0.00	0	1	11.0	
Fanelli	8	0	0.00	0	5.000	33	4.12	0	0	0.00	0	3	0.38	0	0	0	0.00	0	2	0.0	
Vinal	3	0	0.00	0	0.000	0	0.00	0	0	0.00	0	0	0.00	0	0	0	0.00	0	0	0.0	
VenHorst	103	0	0.00	0	3.000	10	0.10	3	6	0.03	33	160	1.55	0	0	0	0.00	0	0	3.0	
Henry	86	0	0.00	0	0.000	7	0.08	3	12	0.03	23	132	1.53	0	0	0	0.00	0	1	3.0	
Team												10									
COLORADO	109	1590	14.59	698	4164	.214	1468	13.47	127	272	1.17	143	1507	13.83	56	352	232.0	2.13	29	58	1949.0
Opponents	109	1642	15.06	645	4050	.246	1507	13.83	144	231	1.32	127	1570	14.40	69	603	370.5	3.40	68	73	2156.5

Team Roster

No.	Name	Pos.	Ht.	Cl.	Exp.	Hometown (High School / College)
1	Emilee Sisco	OH	6-4	So.	1L	Enumclaw, Wash. (Enumclaw)
2	Schylur Edelman	MB	6-1	Fr.	HS	Sterling, Colo. (Sterling)
3	Christan Schaefer	OH	6-0	Fr.	HS	Mountain View, Calif. (Los Altos)
4	Lauren Schaefer	MB	6-3	Jr.	2L	Mountain View, Calif. (Los Altos)
5	Lauren Fanelli	S	5-9	Fr.	HS	Moon Township, Penn. (Moon Area)
6	Callie Webster	L	5-10	Jr.	1L	Mercer Island, Wash. (New Hampshire/Mercer Island)
7	Kristin Martell	MB/RS	6-1	Fr.	HS	The Woodlands, Texas (The Woodlands)
8	Alexandra Buth	RS	5-10	Jr.	2L	East Grand Rapids, Mich. (East Grand Rapids)
9	Kirsten Wicks	OH	6-2	Fr.	HS	Wheaton, Ill. (Wheaton)
10	Kelsey Loop	OH	5-10	Jr.	1L	Valley Center, Kansas (Wyoming/Circle)
11	Rosie Steinhaus	MB	6-1	Fr.	HS	Flagstaff, Ariz. (Flagstaff)
12	Amber Sutherland	OH	5-10	Sr.	3L	Glenwood Springs, Colo. (Glenwood Springs)
14	Ashley VenHorst	DS/L	5-7	Jr.	2L	Bettendorf, Iowa (Pleasant Valley)
16	Therese Vinal	DS/L	5-8	Sr.	3L	Santa Clara, Calif. (Presentation)
21	Kristen Karliik	DS/L	5-7	Sr.	1L	Colorado Springs, Colo. (Colorado State/Rampart)
22	Kaitlyn Burkett	S/H	6-1	So.	1L	Colorado Springs, Colo. (St. Mary's)
23	Ellen Henry	DS	5-6	Fr.	HS	Long Beach, Calif. (Wilson)
77	Mallori Gibson	OH	5-11	So.	1L	Bakersfield, Calif. (Foothill)

Head Coach: Pi'i Aiu (Colorado '89)
Associate Head Coach: Jil Thomason (Wyoming '95)
Assistant Coach: Erik Sullivan (UCLA '95)

2007 Milestones

- ✓ Aug. 31** – The Buffs recorded a school record .534 attack percentage against UNC-Wilmington at the Colorado Invitational. They recorded 57 kills with 10 errors on 88 swings. The mark tied for the best in the conference all season.
- ✓ Sept. 2** – Colorado upset then-No. 11 ranked California in three games to cap off the CU Invite. It was the Bears' first loss of the season. Cal eventually went on to knock Nebraska out of the NCAA Tournament and finish in the top four. Kaitlyn Burkett and Lauren Schaefer were named to the all-tournament team and Alex Buth was named the tournament MVP.
- ✓ Sept. 12** – Alex Buth became the first Buff since 2002 to record a 20-20 double-double when she recorded 21 kills and 23 digs against Texas Tech. She also led the team with four blocks.
- ✓ Oct. 3** – Callie Webster picked up 33 digs against Missouri to become the first Buff since 1995 to record 30 or more digs in a match. The 33 digs ties for ties on the single match chart with Rachel Wacholder. Webster was named the Big 12 Defensive Player of the Week.
- ✓ Oct 17** – The Buffs put up a team record and Coors Events Center record 26.0 blocks against Iowa State. There were five block solos and 42 blocks assists (the 42 assists were also a record). CU had three players with 10 or more blocks in the match. Lauren Schaefer led the Buffs with 12 blocks (one solo, 11 assists). Schylur Edelman added two solos and nine assists (11) and Kaitlyn Burkett put up one solo and nine assists (10).
- ✓ Nov. 3** – The Buffs won their first Big 12 match of the season against Texas Tech. The win snapped a 14-match losing streak.
- ✓ Season** – The Buffs finished the season with a 6-22 record (1-19 Big 12). It was just the second time in program history that CU recorded 20 or more losses in a season (1987; 20).
- ✓ Season** – The Buffs finished the non-conference schedule at 5-3, marking the 19th straight season above .500.
- ✓ Season** – Callie Webster recorded 466 digs on the year to rank second on the single season chart. Schylur Edelman became the first freshman middle blocker since 2002 to average over 1.00 blocks per game (1.02).
- ✓ Career** – Kristen Karliik ended her two-year career at CU ranked 28th in digs (501).
- ✓ Awards** – Alex Buth and Therese Vinal were both named the Academic All-Big 12 First Team. Kaitlyn Burkett, Kristen Karliik and Lauren Schaefer were members of the Academic All-Big 12 Second Team. Buth was also named to the Big 12 Good Works Team.

HISTORY

2008



(13-16 - 7-13 Big 12 (t8th) - 6-7 Home - 3-9 Away - 4-0 Neutral)

Date	Opponent (Rank)	Rank	W/L	Rec	Score	Score-by-Game	Team Statistical Totals							Individual Statistical Leaders			
							K	Att%	Ast	SA	Dig	TB	Kills	Digs	Blocks	Assists	
8/29	#Troy		W	1-0	3-0	25-20, 25-19, 25-22	44	.312	42	8	37	7	Buth (13)	VenHorst (9)	L. Schaefer (4)	Burkett (33)	
8/30	#Arkansas-Pine Bluff		W	2-0	3-0	25-13, 25-11, 25-9	40	.395	38	7	42	2	Buth (9)	Sutherland (11)	4 tied (1)	Burkett (26)	
8/30	#Mississippi State		W	3-0	3-0	25-19, 25-21, 25-21	39	.286	36	6	41	8	Edelman (8)	Burkett (12)	Edelman (4)	Burkett (23)	
9/5	%Arkansas-Little Rock		W	4-0	3-1	15-25, 25-20, 25-23, 27-25	54	.192	53	6	83	8	Buth (17)	Buth (22)	L. Schaefer (5)	Burkett (46)	
9/6	%Texas Southern		W	5-0	3-0	25-12, 25-8, 25-9	38	.367	35	5	34	8	Buth (13)	Webster (10)	Edelman (6)	Burkett (32)	
9/6	%Texas A&M-Corpus Christi		W	6-0	3-0	25-11, 25-23, 25-11	41	.268	38	5	55	9	SE, LS, AS (9)	Webster (17)	L. Schaefer (5)	Burkett (33)	
9/10	\$COLORADO ST. (21)		L	6-1	1-3	23-25, 23-25, 25-19, 16-25	50	.144	45	4	52	13	Edelman (13)	Webster (22)	Edelman (8)	Burkett (40)	
9/11	\$FLORIDA (8)		L	6-2	1-3	22-25, 20-25, 25-22, 18-25	52	.160	49	4	45	3	Buth (16)	Webster (11)	SE, AB (2)	Burkett (43)	
9/13	\$NORTH CAROLINA		L	6-3	1-3	17-25, 25-23, 21-25, 25-27	56	.114	51	2	90	13	Sisco (16)	Webster (25)	L. Schaefer (7)	Burkett (42)	
9/17	*KANSAS		W	7-31-0	3-2	25-18, 26-28, 15-25, 26-24, 15-12	64	.179	57	1	70	13.5	Penewell (14)	Webster (23)	Penewell (8)	Burkett (50)	
9/20	*Kansas State (18)		L	7-41-1	0-3	15-25, 16-25, 19-25	31	.200	30	0	34	1	Sutherland (10)	Webster (9)	SE, AB (11)	Burkett (23)	
9/27	*TEXAS A&M		W	8-42-1	3-2	16-25, 23-25, 25-22, 25-20, 15-9	70	.249	68	1	57	5	Buth (26)	CW, AB (17)	SE, AB (3)	Burkett (61)	
10/1	*Baylor		L	8-52-2	0-3	10-25, 14-25, 13-25	14	-.083	13	3	28	2	Sisco (4)	Buth (8)	Penewell (2)	Burkett (12)	
10/4	*Nebraska (2)		L	8-62-3	0-3	19-25, 15-25, 24-26	28	.140	27	3	24	5	Sisco (9)	Webster (8)	SE, AB (3)	Burkett (26)	
10/8	*TEXAS TECH		W	9-63-3	3-0	25-21, 25-16, 25-11	42	.372	34	3	28	11	Sisco (12)	CW, AB (7)	L. Schaefer (6)	Burkett (31)	
10/11	*TEXAS (3)		L	9-73-4	1-3	19-25, 23-25, 25-21, 20-25	61	.262	57	2	49	9	Sisco (18)	VenHorst (13)	L. Schaefer (5)	Burkett (48)	
10/15	*Oklahoma		L	9-83-5	0-3	15-25, 21-25, 15-25	25	.053	22	1	31	3	Buth (11)	VenHorst (10)	Edelman (2)	Burkett (19)	
10/18	\$IOWA STATE		W	10-84-5	3-2	22-25, 26-24, 21-25, 28-26, 15-12	71	.238	65	1	71	17.5	AB, AS (17)	Webster (25)	Edelman (9)	Burkett (56)	
10/22	*Missouri		L	10-94-6	0-3	18-25, 23-25, 17-25	32	.073	29	0	62	10	Sutherland (13)	Webster (19)	Edelman (7)	Burkett (22)	
10/25	*Texas Tech		W	11-95-6	3-2	20-25, 22-25, 25-20, 25-23, 19-17	64	.185	61	4	76	11.5	Sutherland (21)	Webster (24)	Penewell (8)	Burkett (46)	
10/29	*NEBRASKA (2)		W	12-96-6	3-1	25-19, 27-25, 18-25, 25-16	45	.188	41	6	61	14.5	Sisco (17)	CW, AB (16)	SE, KB (6)	Burkett (33)	
11/5	*Kansas		L	12-106-7	0-3	13-25, 28-30, 17-25	34	.117	33	1	44	6	SE, LS (9)	CW, AB (11)	Burkett (4)	Burkett (30)	
11/8	*BAYLOR		L	12-116-8	0-3	21-25, 19-25, 23-25	35	.088	34	2	44	6	Buth (7)	Buth (14)	AS, SE (3)	Burkett (26)	
11/12	*KANSAS STATE (14)		L	12-126-9	1-3	25-23, 20-25, 18-25, 25-27	56	.236	53	2	68	9.5	ES, LS (12)	Buth (19)	Edelman (5)	Burkett (43)	
11/15	*MISSOURI		L	12-136-10	1-3	23-25, 22-25, 25-20, 20-25	53	.165	53	5	83	12.5	L. Schaefer (14)	Webster (23)	Burkett (7)	Burkett (50)	
11/19	*Iowa State		L	12-146-11	1-3	25-21, 19-25, 30-32, 15-25	51	.160	48	3	71	8	Sisco (18)	Webster (16)	Edelman (6)	Burkett (39)	
11/22	*Texas A&M		L	12-156-12	0-3	20-25, 11-25, 21-25	38	.162	36	1	29	3.5	Sisco (10)	Webster (10)	AP, AB (2)	Burkett (33)	
11/26	*OKLAHOMA		W	13-157-12	3-0	26-24, 25-22, 25-23	48	.205	46	1	57	6	Sisco (14)	Webster (19)	L. Schaefer (4)	Burkett (43)	
11/29	*Texas (3)		L	13-167-13	0-3	21-25, 13-25, 17-25	32	.140	30	1	34	3	Sisco (12)	Webster (14)	L. Schaefer (2)	Burkett (27)	

*Big 12 Conference Match; #-Mississippi State Classic, Mississippi State, Mississippi; % Islander Holiday Inn-Emerald Beach Invitational, Corpus Christi, Texas; \$-Colorado Invitational, Boulder

Team Statistics

Name	S	K	K/S	E	TA	Pct.	A	A/S	SA	SE	SA/S	RE	DIG	D/S	BS	BA	TOT.	B/S	BE	BHE	PTS
Webster	97	3	0.03	0	5	.600	20	0.21	17	8	0.18	20	386	3.98	0	0	0	0.00	0	4	20.0
Burkett	104	84	0.81	19	198	.328	1036	9.96	13	17	0.12	0	225	2.16	7	53	60	0.58	6	4	130.5
Schaefer	84	173	2.06	41	436	.303	5	0.06	1	1	0.01	2	23	0.27	12	57	69	0.82	5	0	214.5
Penewell	29	42	1.45	17	100	.250	2	0.07	4	0	0.14	0	9	0.31	2	31	33	1.14	1	0	63.5
Edelman	103	184	1.79	76	454	.238	15	0.15	5	17	0.05	1	55	0.53	13	87	100	0.97	3	1	245.5
Buth	104	276	2.65	116	784	.204	76	0.73	15	44	0.14	21	283	2.72	3	70	73	0.70	8	4	329.0
Sisco	94	271	2.88	147	816	.152	8	0.09	8	15	0.09	2	73	0.78	4	34	38	0.40	3	1	300.0
Sutherland	104	240	2.31	159	753	.108	33	0.32	20	33	0.19	19	245	2.36	5	24	29	0.28	4	1	277.0
Schaefer	25	18	0.72	13	95	.053	0	0.00	1	2	0.04	0	8	0.32	0	5	5	0.20	0	0	21.5
Fogle	5	1	0.20	1	11	.000	0	0.00	0	0	0.00	0	2	0.40	0	0	0	0.00	0	0	1.0
Martell	5	0	0.00	0	0	.000	0	0.00	0	0	0.00	0	0	0.00	0	0	0	0.00	0	0	0.0
Dykstra	1	0	0.00	0	0	.000	1	1.00	0	0	0.00	0	0	0.00	0	0	0	0.00	0	0	0.0
Wicks	23	16	0.70	17	68	-.015	2	0.09	1	4	0.04	2	9	0.39	0	4	4	0.17	0	0	19.0
VenHorst	100	0	0.00	1	2	-.500	22	0.22	3	6	0.03	25	167	1.67	0	0	0	0.00	0	0	3.0
Henry	23	0	0.00	1	1	-1.000	4	0.17	0	1	0.00	4	15	0.65	0	0	0	0.00	0	1	0.0
Team													10								
COLORADO	104	1308	12.58	608	3723	.188	1224	11.77	88	148	0.85	105	1500	14.42	46	365	228.5	2.20	30	16	1624.5
Opponents	104	1419	13.64	599	3790	.216	1307	12.57	105	190	1.01	88	1516	14.58	56	392	252.0	2.42	49	26	1776.0

Team Roster

No.	Name	Pos.	Ht.	Cl.	Exp.	Hometown (High School / College)
1	Emilee Sisco	OH	6-4	Jr.	2L	Enumclaw, Wash. (Enumclaw)
2	Schylur Edelman	MB	6-1	So.	1L	Sterling, Colo. (Sterling)
3	Christian Schaefer	OH	6-0	So.	1L	Mountain View, Calif. (Los Altos)
4	Lauren Schaefer	MB	6-3	Sr.	3L	Mountain View, Calif. (Los Altos)
6	Callie Webster	L	5-10	Sr.	2L	Mercer Island, Wash. (New Hampshire/Mercer Island)
7	Kristin Martell	MB	6-1	Fr.	RS	The Woodlands, Texas (The Woodlands)
8	Alexandra Buth	RS	5-10	Sr.	3L	East Grand Rapids, Mich. (East Grand Rapids)
9	Kirsten Wicks	OH	6-2	So.	1L	Wheaton, Ill. (Wheaton)
11	Rosie Steinhaus	RS	6-1	So.	1L	Flagstaff, Ariz. (Flagstaff)
12	Amber Sutherland	OH	5-10	Sr.	3L	Glenwood Springs, Colo. (Glenwood Springs)
13	Megan Cyr	S	6-0	Fr.	HS	St. Andrews, Manitoba, Canada (Lord Selkirk)
14	Ashley VenHorst	DS/L	5-7	Sr.	3L	Bettendorf, Iowa (Pleasant Valley)
15	Devon Dykstra	L/OH	5-10	Fr.	HS	Redondo Beach, Calif. (Redondo Union)
16	Melanie Naber	MB	6-3	Fr.	HS	Holland, Mich. (West Ottawa)
17	Alex Penewell	MB	5-11	Fr.	HS	Newport Beach, Calif. (Newport Harbor)
21	Becah Fogle	OH	5-11	Fr.	HS	Leander, Texas (Vista Ridge)
22	Kaitlyn Burkett	S	6-1	Jr.	2L	Colorado Springs, Colo. (St. Mary's)
23	Ellen Henry	DS	5-6	So.	1L	Long Beach, Calif. (Wilson)

Head Coach: Pi'i Aiu (Colorado '89)

Associate Head Coach: Jil Thomason (Wyoming '95)

Assistant Coach: Stevie Mussie (Washington '08)

2008 Milestones:

- Aug. 29 - Sept. 6** - The Buffs started off the 2008 season 6-0 for the first time in school history, totaling the number of wins from the previous season.
- Aug. 30** - Lauren Schaefer recorded a 1.000 attack percentage against Arkansas-Pine Bluff. Later that day Colorado won its 400th match in school history against Mississippi State in straight sets. Schaefer was named the Mississippi State Classic MVP.
- Sept. 6** - Alex Buth was named the Islander Holiday Inn-Emerald Beach Invitational MVP after leading CU to three more victories.
- Sept. 13** - For the first time in the history of the CU Invitational, the Buffs failed to win a match. All three of those losses came at the hands of eventual NCAA Tournament teams (Colorado State, Florida and North Carolina).
- Sept. 17** - Alex Penewell earned her first start against Kansas and led the team with 14 kills, eight blocks, hit .600 and recorded 18.0 points in the five-set victory.
- Oct. 25** - The Buffs snapped a two-year conference road losing streak at Texas Tech. The Buffs lost the first two sets and came back to take the next three.
- Oct. 29** - Colorado defeated No. 2 Nebraska for the second time in three years in just four sets. The Buffs held NU to a .153 hitting percentage, it's lowest of the season. CU is one of two teams to defeat the Huskers twice in the last five years. Callie Webster was named the Big 12 Defensive Player of the Week for her performance.
- Season** - The Buffs finished the season with a 13-16 record (7-13 Big 12) and doubled their wins from the previous season. They finished tied for eighth in the league.
- Season** - The Buffs finished the non-conference schedule at 6-3, marking the 20th straight season above .500.
- Season** - Callie Webster recorded 386 digs on the year to rank 11th on the single season chart. Schylur Edelman led the Buffs for the second straight year in blocks with 100 which ranks 18th. Kaitlyn Burkett also ranked 18th in assists with 1,036.
- Career** - Amber Sutherland became the 13th Buff to record 1,000-career kills and Callie Webster became the 13th to record 1,000-career digs. Sutherland ranks 10th in career kills, ninth in attacks, 21st in attack percentage and 15th in digs. Webster finished her career 12th in career digs. Lauren Schaefer wrapped up her career ranking fourth in attack percentage and seventh in blocks. Alex Buth topped off her career ranking 16th in career kills and attacks, 14th in assists, 15th in aces, 18th in digs and 20th in blocks.
- Career** - Head Coach Pi'i Aiu finished his career with 199 wins and is CU's all-time winningest coach. He stepped down on Jan. 12, 2009. Liz Kritza was named the head coach on Feb. 10.
- Awards** - Alex Buth was named the Academic All-Big 12 First Team. Kaitlyn Burkett, Lauren Schaefer, Amber Sutherland and Ashley VenHorst were members of the Academic All-Big 12 Second Team. Buth was also named to the Big 12 Fall Chick-Fil-A Community of Champions.

HISTORY



2009 OPPONENTS

VALPARAISO UNIVERSITY

Aug. 28, 3 p.m.
Gainesville, Florida



Carin Avery



School Information

Location Valparaiso, Ind.
 Founded 1859
 Enrollment 3,980
 Nickname Crusaders
 Colors Brown and Gold
 Conference Horizon
 Arena (Capacity) Athletics-Recreation Center (5,000)
 President Mark Heckler
 Athletic Director Mark LaBarbera

Sports Information

Volleyball SID Aaron Leavitt
 Office 219-464-6953
 Home 219-476-6680
 E-Mail aaron.leavitt@valpo.edu
 Website www.valpoathletics.com

Coaching Staff

Head Coach Carin Avery
 Office Phone 219-464-5323
 Record at Valpo (years) 172-62 (7)
 Career Record (years) 227-86 (9)
 Assistant Coach Craig Cromwell

Team Information

2008 Record 25-7
 2008 Conference 12-4
 2008 Postseason DNP
 Final Ranking NR
 Letterwinners Returning/Lost 10/3
 Starters Returning/Lost 4/2+libero

Key Returners (2008 stats)

Angie Porche, 5-8, OH, Sr. (4.61 kpg, 2.79 dpg)
 Kim Bukowski, 5-7, S, Sr. (11.68 apg, 1.90 dpg)

Series Information

Overall First Meeting

UNIVERSITY OF FLORIDA

Aug. 29, 5 p.m.
Gainesville, Florida



Mary Wise



School Information

Location Gainesville, Fla.
 Founded 1853
 Enrollment 50,576
 Nickname Gators
 Colors Orange and Blue
 Conference South Eastern Conference
 Arena (Capacity) Stephen C. O'Connell Center (12,000)
 President Dr. J. Bernard Machen
 Athletic Director Jeremy N. Foley

Sports Information

Volleyball SID Sean Cartell
 Office 352-375-4683
 Home 352-281-7947
 E-Mail SeanCa@gators.uua.ufl.edu
 Press Row Phone N/A
 Website www.gatorzone.com
 Mailing Address .. University Athletic Association, Inc.
 P.O. Box 14485
 Gainesville, FL. 32604

Coaching Staff

Head Coach Mary Wise
 Office Phone 352-375-4683
 Record at Florida (years) 578-61 (19)
 Career Record (years) 659-124 (22)
 Assistant Coach Nick Cheronis

Team Information

2008 Record 27-4
 2008 Conference 18-2
 2008 Postseason NCAA Regional Semifinals
 Final Ranking 10th
 Letterwinners Returning/Lost 11/3
 Starters Returning/Lost 5/2

Key Returners (2008 stats)

Kelly Murphy, 6-2, S/RS, So. (3.22 kps, 5.50 aps)
 Colleen Ward, 6-2, OH, So. (2.30 kps, 1.35 dps)

Series Information

Overall Florida leads 3-0

UNIVERSITY OF NORTHERN COLORADO

Sept. 1, 7 p.m.
Greeley, Colo.



Lyndsey Benson



School Information

Location Greeley
 Founded 1889
 Enrollment 11,925
 Nickname Bears
 Colors Blue and Gold
 Conference Big Sky
 Arena (Capacity) Butler-Hancock Sports Pavilion (2,734)

President Dr. Kay Norton
 Athletic Director Jay Hinrichs
 SWA Sherri Frye

Sports Information

Volleyball SID Scott Ward
 Office 970-351-2522
 Fax 970-351-1995
 Website www.uncbears.com

Coaching Staff

Head Coach Lyndsey Benson
 Office Phone 970-351-1719
 Record at UNC (years) 54-62 (4)
 Career Record (years) 54-62 (4)
 Assistant Coaches Jenny Glenn, Tom Hunter

Team Information

2008 Record 17-10
 2008 Conference (Finish) 10-6 (3rd)
 Final Ranking NR
 Letterwinners Returning/Lost 12/1
 Starters Returning/Lost 5+libero/1

Key Returners (2008 stats)

Breanna VanDerMost, 5-5, DS, Sr. (4.68 dps)
 Allison Raguse, 6-0, MB, Sr. (2.72 kps, 0.78 dps)

Series Information

Overall Colorado leads 1-0

OPPONENTS

2009 OPPONENTS



FAIRFIELD UNIVERSITY

Sept. 5, 3 p.m.
New Haven, Conn.



Alija Pittenger



School Information

Location Fairfield, Conn.
 Founded 1942
 Enrollment 3,300
 Nickname Stags
 Colors Cardinal red
 Conference MAAC
 Arena (Capacity) Alumni Hall (2,479)
 President Dr. Jeffery A. Von Arx
 Athletic Director Eugene P. Doris

Sports Information

Volleyball SID Kelly McCarthy
 Office 203-254-4000 ext. 2887
 Website www.fairfieldstags.com

Coaching Staff

Head Coach Alija Pittenger
 Record at Fairfield (years) 20-13 (1)
 Career Record (years) 20-13(1)
 Assistant Coach Sarah Grella

Fairfield Team Information

2008 Record 20-13
 2008 Conference (Finish) 16-2(1st)
 2008 Postseason DNP
 Final Ranking NR
 Letterwinners Returning/Lost 9/2
 Starters Returning/Lost 5/1+libero

Key Returners (2008 stats)

Katie Mann, Sr., MB (365 kills, 107 tb)
 Lauren Balmert, So., S (1153 assists)

Series Information

Overall First Meeting

GEORGETOWN UNIVERSITY

Sept. 5, 9 a.m.
New Haven, Conn.



Arlisa Williams



School Information

Location Washington, D.C.
 Founded 1789
 Enrollment 13,652
 Nickname Hoyas
 Colors Blue and Gray
 Conference Big East
 President John J. DeGioia
 Athletic Director Dr. Daniel R. Porterfield

Sports Information

Volleyball SID Ryan Sakamoto
 Office 202-687-5241
 E-Mail ras228@georgetown.edu
 Fax 202-687-2491
 Website www.guhoyas.com

Coaching Staff

Head Coach Arlisa Williams
 Office Phone 202-687-3828
 Record at GU (years) 27-59 (4)
 Career Record (years) 27-59 (4)
 Assistant Coaches Lynnette Moster, Jake Lawrence

Georgetown Team Information

2008 Record 14-13
 2008 Conference 7-7
 2008 Postseason DNP
 Final Ranking NR
 Letterwinners Returning/Lost 9/3
 Starters Returning/Lost 5/2+Libero

Key Returners (2008 stats)

Jessica Hardy, 6-1, Sr., OH (2.82 kps, 2.49 dps)
 Courtney Cohen, 6-3, Sr., RS (1.59 kps, 0.44 bps)

Series Information

Overall Colorado leads 1-0

YALE

Sept. 5, 5 p.m.
New Haven, Conn.



Erin Appleman



School Information

Location New Haven, Conn.
 Founded 1701
 Enrollment 5,200
 Nickname Bulldogs
 Colors Yale blue and white
 Conference Ivy League
 Arena John J. Lee Amphitheater
 President Richard C. Levin
 Athletic Director Tom Beckett

Sports Information

Volleyball SID Drew M. Kingsley
 Office 203-432-1448
 E-Mail sports.info@yale.edu
 Fax 203-432-1454
 Website www.yalebulldogs.com
 Mailing Address Box 208216
 New Haven, CT 06520

Coaching Staff

Head Coach Erin Appleman
 Office Phone 203-432-1408
 Record at Yale (years) 107-44 (6)
 Career Record (years) 107-44 (6)
 Associate Coach Kevin Laseau
 Assistant Coach Jim Borbas

Team Information

2008 Record 21-6
 2008 Conference 13-1 (1st)
 2008 Postseason NCAA Second Round
 Letterwinners Returning/Lost 9/2
 Starters Returning/Lost 5+libero/1

Key Returners (2008 stats)

Alexis Cruset, 6-2, Sr., OH (3.59 kps, 3.46 dps)
 Cat Dailey, 6-1, Sr., OH (3.73 kps, 3.10 dps)

Series Information

Overall First Meeting

OPPONENTS



2009 OPPONENTS

UNIVERSITY OF DENVER

Sept. 11, 11 a.m.
Denver, Colo.



Beth Kuwata



School Information

Location Denver, Colo.
 Founded 1864
 Enrollment 10,791
 Nickname Pioneers
 Colors Crimson and Gold
 Conference Sun Belt
 Arena (Capacity) Hamilton Gym (2,500)
 Chancellor Robert D. Coombe
 Athletic Director Peg Bradley-Doppes

Sports Information

Volleyball SID Nicole Dupes
 Office 303-871-7555
 Home 303-520-7001
 E-Mail nicole.dupes@du.edu
 Website www.denverpioneers.com

Coaching Staff

Head Coach Beth Kuwata
 Record at DU (years) 211-186 (13)
 Career Record (years) 238-219 (15)
 Assistant Coaches Todd Nelson, Brook Coulter

Team Information

2008 Record 25-7
 2008 Conference 14-1 (1st)
 2008 Postseason DNP
 Final Ranking NR
 Letterwinners Returning/Lost 10/3
 Starters Returning/Lost 4/3

Key Returners (2008 stats)

Emmy Davidsmeyer, 6-0, RH, Sr. (2.89 kps, .340)
 Clare Maxwell, 5-10, S, Sr. (10.78 aps, 1.58 dps)

Series Information

Overall Colorado leads 8-1

UNIVERSITY OF SAN DIEGO

Sept. 11, 7 p.m.
Boulder, Colo.



Jennifer Petrie



School Information

Location San Diego, Calif.
 Founded 1949
 Enrollment 7,600
 Nickname Toreros
 Colors Torero blue, navy, white
 Conference West Coast Conference
 Arena (Capacity) Jenny Craig Pavilion (5,100)
 President Dr. Mary E. Lyons
 Athletic Director Ky Snyder

Sports Information

Volleyball SID Chris Loucks
 Office 619-260-7930
 Fax 619-260-5915
 E-Mail cloucks@sandiego.edu
 Press Row Phone 619-767-3928
 Website www.usdtoreros.com

Coaching Staff

Head Coach Jennifer Petrie
 Office Phone 619-260-5909
 Record at San Diego (years) 192-74 (9)
 Career Record (years) 192-74 (9)
 Associate Head Coach Brent Hilliard
 Assistant Coaches Stephanie Moreno, Paul Warren

Team Information

2008 Record 23-5
 2008 Conference 12-2 (1st)
 2008 Postseason NCAA First Round
 Final Ranking NR
 Letterwinners Returning/Lost 10/3
 Starters Returning/Lost 5/2

Key Returners (2008 stats)

Amy DeGroot, 6-2, OH, Sr. (4.22 kps, 2.48 dps)
 Aston Basch, 6-0, MB, Jr. (2.76 kps, 0.56 bps)

Series Information

Overall Colorado leads 2-0

CAL POLY

Sept. 12, 7 p.m.
Boulder, Colo.



Jon Stevenson



School Information

Location San Luis Obispo, Calif.
 Founded 1901
 Enrollment 19,471
 Nickname Mustangs
 Colors Forest green, copper, Vegas gold
 Conference Big West
 Arena (Capacity) Mott Gym (3,032)
 President Dr. Warren J. Baker
 Athletic Director Alison Cone
 SWA Barbara Martinez

Sports Information

Volleyball SID Chris Giovannetti
 Office 805-215-5505
 E-Mail cgiovann@calpoly.edu
 Fax 805-756-2650
 Website www.gopoly.com

Coaching Staff

Head Coach Jon Stevenson
 Office Phone 805-756-2371
 Record at Cal Poly (years) 81-33 (4)
 Career Record (years) 164-100 (9)
 Assistant Coach Ossie Antonetti
 Assistant Coach Nate Ngo

Team Information

2008 Record 16-13
 2008 Conference (finish) 9-5 (3rd)
 2008 Post Season DNP
 Final Ranking NR
 Letterwinners Returning/Lost 7/5
 Starters Returning/Lost 2+libero/4

Key Returners (2008 stats)

Dominique Olowolafe, 6-1, MB, Jr. (2.01 kps, 1.11 bps)
 Hailey Fithian, 5-10, S, Sr. (10.83 aps, 2.28 dps)

Series Information

Overall First Meeting

OPPONENTS

2009 OPPONENTS



BAYLOR

Oct. 3, 7 p.m. Boulder, Colo.
Nov. 11, 6 p.m. Waco, Texas



Jim Barnes



Anna Breyfogle

School Information

Location Waco, Texas
Founded 1845
Enrollment 14,541
Nickname Bears
Colors Green & Gold
Conference Big 12
Arena (Capacity) Ferrell Center (6,000)
President David Garland
Athletic Director Ian McCaw
SWA Nancy Post

Sports Information

Volleyball SID TBA
Office 254-710-4049
E-Mail TBA
Fax 254-710-1369
Press Row 254-710-3955
Website www.BaylorBears.com
Mailing Address 150 Bear Run
Waco, TX 76711

Coaching Staff

Head Coach Jim Barnes
Office Phone 254-710-3034
Record at BU (years) 77-81 (6)
Career Record (years) 240-179 (14)
Assistant Coaches Bryan Bunn,
Candice O'Brien

Team Information

First Season 1975
All-Time Record 429-607
Best Postseason Finish NCAA First Round
2008 Record 18-13
2008 Conference (Finish) 9-11 (6th)
2008 Postseason DNP
Final Ranking NR
Letterwinners Returning/Lost 11/1
Starters Returning/Lost 5/0

Key Returners (2008 stats)

Taylor Barnes, 5-11, Sr., S
(10.32 apts, 0.43 saps)
Anna Breyfogle, 6-0, Sr., MB
(2.66 kps, 1.45 bps)

Katie Sanders, 6-1, Sr., MB/RS
(3.50 kps, 3.02 dps)

Series Information

Overall Colorado leads 21-6
Last Meeting 11/8/08 (BU won 3-0)
Last BU win 11/8/08 (3-0)
Current series streak BU won 4
Longest CU win streak 11
(11/11/00-11/22/06)

2009 Schedule

Aug. 28 vs. New Orleans#
Aug. 29 at Houston#
Aug. 29 vs. Southeastern Louisiana#
Sept. 1 at TCU
Sept. 4 UCFA
Sept. 5 UT-SAN ANTONNIO^
Sept. 5 PURDUE^
Sept. 8 TEXAS STATE
Sept. 11 vs. Pittsburgh%
Sept. 11 at New Mexico%
Sept. 12 vs. Cal State Fullerton%
Sept. 16 at Texas*
Sept. 19 KANSAS STATE*
Sept. 23 IOWA STATE*
Sept. 26 KANSAS*
Sept. 30 MISSOURI*
Oct. 3 at Colorado*
Oct. 7 at Texas Tech*
Oct. 10 TEXAS A&M*
Oct. 14 NEBRASKA*
Oct. 17 at Oklahoma*
Oct. 24 at Kansas State*
Oct. 28 at Iowa State*
Oct. 31 TEXAS TECH*
Nov. 4 OKLAHOMA*
Nov. 7 at Texas A&M*
Nov. 11 COLORADO*
Nov. 14 at Kansas*
Nov. 18 at Nebraska*
Nov. 21 TEXAS*
Nov. 25 at Missouri*

* Big 12 Conference match
Houston Invitational; ^ Baylor Classic;
% Comcast Lobo Invitational; Home matches in CAPS

Series Records

Kills
3-Game 24, R. Wacholder, 11/22/96
4-Game 27, M. Gerlach, 9/18/02
5-Game 28, K. Engelking, 9/25/99
28, M. Gibson, 11/22/06
Attacks
3-Game 47, R. Wacholder, 11/22/96
4-Game 49, S. Villwock, 11/11/00
5-Game 63, M. Gibson, 11/22/06
Assists
3-Game 51, As. Nu'u, 9/25/04
4-Game 59, E. Gower, 9/18/02
5-Game 71, K. Campbell, 9/25/99

Aces
3-Game 6, S. Bowen, 10/26/96
4-Game 5, M. Gerlach, 11/11/00
5-Game 5, K. Burkett, 10/20/07
Digs
3-Game 14, Alex Buth, 11/8/08
4-Game 27, S. Russell, 11/11/00
5-Game 25, S. Russell, 10/31/01
Blocks
3-Game 9, K. Engelking, 11/15/98
4-Game 9, M. Barkman, 9/22/01
5-Game 6, M. Barkman, 10/31/01
6, L. Schaefer, 11/22/06
6, S. Edelman, 10/20/07

IOWA STATE

Sept. 16, 5:30 p.m., Ames, Iowa
Oct. 31, TBA, Boulder, Colo.



Christy Johnson



Kaylee Manns

School Information

Location Ames, Iowa
Founded 1858
Enrollment 26,856
Nickname Cyclones
Colors Cardinal & Gold
Conference Big 12
Arena (Capacity) Hilton Coliseum
(8,524)
President Dr. Gregory L. Geoffrey
Athletic Director Jamie Pollard
SWA Dr. Calli Sanders

Sports Information

Volleyball SID Matt Shoultz
Office 515-294-1393
Cell 515-520-7642
E-Mail mshoultz@iastate.edu
Fax 515-294-0558
Press Row Phone 515-294-6178
Website www.cyclones.com
Mailing Address 1800 S. Fourth Street
Jacobson Bldg, Ames, IA 50011

Coaching Staff

Head Coach Christy Johnson
Office Phone 515-294-3462
Record at ISU (years) 78-53 (4)
Career Record (years) 78-53 (4)
Assistant Head Coaches Joe Lynch,
Dawn Sullivan

Team Information

First Season 1973
All-Time Record 619-650-10
Best Postseason Finish NCAA Second Round
2008 Record 22-13
2008 Conference (Finish) 11-9 (T-4th)
2008 Postseason Regional Final
Final Ranking 12th
Letterwinners Returning/Lost 11/3
Starters Returning/Lost 5+Libero/1

Key Returners (2008 stats)

Kaylee Manns, 5-10, Sr., S
(11.69 apts, 0.62 bps)

Rachel Hockaday, 6-0, So., OH
(2.74 kps, 2.43 dps)
Victoria Henson, 5-11, Jr., OH
(4.19 kps, 0.42 bps)

Series Information

Overall Colorado leads 38-14
Last Meeting 11/19/08 (ISU won 3-1)
Last ISU win 11/19/08 (3-1)
Current series streak ISU won 6
Longest CU win streak 18
10/5/96-11/24/04

2009 Schedule

Aug. 28 UW-MILWAUKEE
Aug. 29 UW-MILWAUKEE
Sept. 2 at Northern Iowa
Sept. 4 vs. George Washington#
Sept. 5 vs. Auburn#
Sept. 5 at Minnesota#
Sept. 11 at Iowa^
Sept. 12 vs. Drake^
Sept. 12 vs. Northern Colorado^
Sept. 16 COLORADO*
Sept. 18 at Texas*
Sept. 23 at Baylor*
Sept. 26 KANSAS STATE*
Sept. 30 at Texas Tech*
Oct. 3 MISSOURI*
Oct. 7 at Oklahoma*
NORTH DAKOTA STATE
Oct. 10 at Kansas*
Oct. 14 TEXAS A&M*
Oct. 21 at Nebraska*
Oct. 24 TEXAS TECH*
Oct. 28 BAYLOR*
Oct. 31 at Colorado*
Nov. 4 TEXAS*
Nov. 7 NEBRASKA*
Nov. 11 at Texas A&M*
Nov. 14 at Kansas State*
Nov. 18 KANSAS*
Nov. 21 at Missouri*
Nov. 28 OKLAHOMA*

*Big 12 Conference match
Minnesota Tournament ^ Hawkeye Challenge, Home matches in CAPS

Series Records

Kills
3-Game 18, R. Wacholder, 10/8/94
4-Game 25, R. Wacholder, 11/24/95
5-Game 28, K. Downey, 11/25/94
Attacks
3-Game 49, R. Wacholder, 10/8/94
4-Game 106, R. Wacholder, 11/24/95
5-Game 80, R. Wacholder, 11/25/94
Assists
3-Game 48, K. Campbell, 11/6/99
4-Game 66, T. Seiler, 11/5/94
5-Game 65, A. Nu'u, 11/25/06

Aces
3-Game 6, K. Downey, 10/16/93
4-Game 3, M. Kohler, 10/28/89
3, St. Wolfe, 11/26/93
5-Game 4, W. Callahan, 11/20/87
Digs
3-Game 29, A. Smith, 9/4/86
4-Game 41, K. Downey, 11/5/94
5-Game 33, R. Wacholder, 10/14/95
Blocks
3-Game 9, M. Barkman, 10/1/99
4-Game 8, L. Williams, 11/5/94
8, A. Koepke, 11/24/95
5-Game 12, L. Schaefer, 10/17/07



2009 OPPONENTS

KANSAS

Sept. 30, 5:30 p.m., Lawrence, Kan.
Nov. 4, 7 p.m., Boulder, Colo.



Ray Bechard



Karina Garlington

School Information

Location Lawrence, Kan.
Founded 1866
Enrollment 30,102
Nickname Jayhawks
Colors Crimson & Blue
Conference Big 12
Arena (Capacity) Horejsi
Athletics Center (1,300)
Chancellor Bernadette Gray-Little
Athletic Director Lew Perkins
SWA Debbie Van Saun

Sports Information

Volleyball SID Christine Dieckmann
Office 785-864-7942
Cell 785-393-3358
E-Mail cdieck@ku.edu
Fax 785-864-7944
Press Row Phone 785-864-0169
Website www.kuathletics.com
Mailing Address 1651 Naismith Drive,
Room 104, Lawrence, KS 66045

Coaching Staff

Head Coach Ray Bechard
Office Phone 785-864-7989
Record at KU (years) 174-160 (11)
Career Record (years) 890-220 (24)
Assistant Coaches Christi Posey,
Ken Murczek

Team Information

First Season 1975
All-Time Record 568-590-12
Best Postseason Finish NCAA
Second Round
2008 Record 13-16
2008 Conference 7-13 (T-8th)
2008 Postseason N/A
Final Ranking NR
Letterwinners Returning/Lost 11/4
Starters Returning/Lost 5+libero/1

Key Returners (2008 stats)

Melissa Manda, 5-9, Jr., DS/L
(3.35 dps)
Nicole Tate, 5-10, So., S, (9.99 apts)

Karina Garlington, 6-0, Jr., OH
(3.66 kps, 1.95 dps)

Series Information

Overall Colorado leads 34-12
Last Meeting 11/5/08 (KU won 3-0)
Last CU win 9/17/08 (3-2)
Current series streak KU won 2
Longest CU win streak 26
11/7/87-11/27/99

2009 Schedule

Aug. 28 at Middle Tennessee State#
Aug. 29 vs. Xavier#
Aug. 29 vs. Murray State#
Sept. 4 LIPSCOMB^
Sept. 4 FLORIDA INTERNATIONAL^
Sept. 5 CREIGHTON^
Sept. 11 vs. North Texas%
Sept. 12 vs. Jacksonville State%
Sept. 12 at Arkansas%
Sept. 16 at Missouri*
Sept. 23 OKLAHOMA*
Sept. 26 at Baylor*
Sept. 30 COLORADO*
Oct. 3 at Texas A&M*
Oct. 7 at Nebraska*
Oct. 10 IOWA STATE*
Oct. 14 TEXAS*
Oct. 17 at Kansas State*
Oct. 21 at Texas Tech*
Oct. 24 MISSOURI*
Oct. 27 UMKC
Oct. 31 TEXAS A&M*
Nov. 4 at Colorado*
Nov. 7 at Oklahoma*
Nov. 11 KANSAS STATE*
Nov. 14 BAYLOR*
Nov. 18 at Iowa State*
Nov. 21 NEBRASKA*
Nov. 25 TEXAS TECH*
Nov. 28 at Texas*

* Big 12 Conference match
MTSU Tournament, ^ Jayhawk
Invitational, % Arkansas Tournament
Home matches in CAPS

Series Records

Kills
3-Game 22, K. Engelking, 11/27/99
4-Game 28, K. Downey, 11/15/91
5-Game 30, E. Sisco, 11/10/07
Attacks
3-Game 45, R. Wacholder, 9/28/96
4-Game 61, K. Downey, 11/15/91
5-Game 63, E. Sisco, 11/10/07
Assists
3-Game 61, K. Campbell, 11/27/99
4-Game 73, N. Vranesh, 10/18/91
73, N. Vranesh, 11/15/91
5-Game 68, A. Nu'u, 10/1/05

Aces
3-Game 5, C. Owens, 10/4/98
4-Game 5, J. Sherlock, 11/7/87
5-Game 5, M. Gibson, 11/10/07
Digs
3-Game 19, N. Vranesh, 10/20/90
4-Game 28, St. Wolfe, 11/15/91
5-Game 23, C. Webster, 9/17/08
Blocks
3-Game 10, M. Barkman, 11/24/01
4-Game 9, K. Zabransky, 11/15/91
5-Game 11, M. Barkman, 9/13/00

KANSAS STATE

Oct. 21, 7 p.m., Boulder, Colo.
Nov. 21, 6 p.m., Manhattan, Kan.



Suzie Fritz



Kelsey Chipman

School Information

Location Manhattan, Kan.
Founded 1863
Enrollment 23,520
Nickname Wildcats
Colors Purple & White
Conference Big 12
Arena (Capacity) Ahearn Field House
(5,000)
President Dr. Kirk Schulz
Athletic Director John Currie
SWA Dr. Laura Tietjen

Sports Information

Volleyball SID David Wiechmann
Office 785-532-7976
Cell 785-587-7866
E-Mail dwiech@kstatesports.com
Fax 785-532-6093
Press Row Phone TBA
Website www.k-statesports.com
Mailing Address 1800 College Ave
Bramlage Coliseum, Suite 37
Manhattan, KS 66052

Coaching Staff

Head Coach Suzie Fritz
Office Phone 785-532-5935
Record at KSU (years) 179-71 (8)
Career Record (years) 179-71 (8)
Associate Head Coach Jeff Grove
Assistant Coach John Hulsmeyer

Team Information

First Season 1974
All-Time Record 623-513-11
Best Postseason Finish NCAA Region
Semifinals
2008 Record 24-8
2008 Conference (Finish) 14-6 (T-3rd)
2008 Postseason NCAA First Round
Final Ranking 20th
Letterwinners Returning/Lost 6/5
Starters Returning/Lost 2+Libero/4

Key Returners (2008 stats)

Kelsey Chipman, 6-1, Sr., MB
(2.10 kps, .354 hitting%)

Soriana Pacheco, 5-10, Sr., S
(9.25 apts)
Lauren Mathewson, 5-6, Jr., L
(4.11 dps)

Series Information

Overall Colorado leads 25-20
Last Meeting 11/12/08 (KSU won 3-1)
Last CU win 11/1/06 (3-2)
Current series streak KSU won 4
Longest CU win streak 14
(10/7/88-10/1/94)

2009 Schedule

Aug. 28 vs. Minnesota#
Aug. 29 vs. Michigan#
Sept. 1 UMKC
Sept. 4 vs. Weber State^
Sept. 5 vs. Cal Poly^
Sept. 5 at BYU^
Sept. 8 SOUTH DAKOTA
Sept. 11 KENTUCKY%
Sept. 12 PORTLAND%
Sept. 12 PURDUE%
Sept. 16 OKLAHOMA*
Sept. 19 at Baylor*
Sept. 23 TEXAS TECH*
Sept. 26 at Iowa State*
Oct. 2 TEXAS*
Oct. 7 at Texas A&M*
Oct. 10 at Nebraska*
Oct. 14 MISSOURI*
Oct. 17 KANSAS*
Oct. 21 at Colorado*
Oct. 24 BAYLOR*
Oct. 28 at Missouri*
Oct. 31 at Oklahoma*
Nov. 4 TEXAS A&M*
Nov. 11 at Kansas*
Nov. 14 IOWA STATE*
Nov. 18 at Texas*
Nov. 21 COLORADO*
Nov. 25 NEBRASKA*
Nov. 28 at Texas Tech*

* Big 12 Conference match
AVCA Showcase, ^ BYU Invitational,
% Varney's Kansas State Invitational,
Home matches in CAPS

Series Records

Kills
3-Game 22, S. Lodge, 11/15/97
4-Game 29, C. Owens, 11/27/98
5-Game 29, A. Griffin, 10/12/05
Attacks
3-Game 44, K. Downey, 11/22/91
4-Game 81, C. Owens, 11/27/98
5-Game 56, A. Sutherland, 11/1/06
Assists
3-Game 56, K. Campbell, 11/15/97
4-Game 72, K. Campbell, 11/7/98
5-Game 74, A. Nu'u, 11/1/06

Aces
3-Game 5, St. Wolfe, 10/23/93
5, R. Wacholder, 11/19/94
4-Game 6, J. Sherlock, 10/16/87
5-Game 3, K. Masumiya, 10/12/05
Digs
3-Game 17, K. Karlik, 10/7/06
4-Game 26, T. Murray, 11/4/88
5-Game 28, C. Webster, 9/22/07
Blocks
3-Game 11, L. Bossow, 9/15/04
4-Game 10, M. Barkman, 10/2/99
5-Game 12, S. Edelman, 9/22/07

OPPONENTS

2009 OPPONENTS



MISSOURI

Oct. 7, 5:30 p.m., Columbia, Mo.
Nov. 14, 7 p.m., Boulder, Colo.



Wayne Kreklow



Julianna Klein

School Information

Location Columbia, Mo.
Founded 1839
Enrollment 28,477
Nickname Tigers
Colors Old Gold & Black
Conference Big 12
Arena (Capacity) Hearnese Center
(13,611)
President Gary Forsee
Athletic Director Michael Alden
SWA Sarah Reesman

Sports Information

Volleyball SID Clyde Verdin Jr.
Office 573-884-9486
Cell 985-518-9452
E-Mail VerdinC@missouri.edu
Fax 573-882-4720
Website www.mutigers.com
Mailing Address 260 Hearnese Center
PO Box 677, Columbia, MO 65205

Coaching Staff

Head Coach Wayne Kreklow
Record at MU (years) 73-48 (5)
Career Record (years) 340-77 (11)

Team Information

First Season 1972
All-Time Record 573-551-16
Best Postseason Finish NCAA Regional
Final
2008 Record 13-17
2008 Conference (Finish) 7-13 (T-8th)
2008 Postseason DNP
Final Ranking NR
Letterwinners Returning/Lost 10/2
Starters Returning/Lost 5/1+libero

Key Returners (2008 stats)

Julianna Klein, 6-0, Jr., OH
(9.64 apts, 2.32 apts)
Caitlyn Vann, 5-6, Jr., DS
(4.87 dps)
Lei Wang, 5-11, Sr., RS
(3.42 kps, 2.24 dps)

Series Information

Overall Colorado leads 31-14
Last Meeting 11/15/08 (MU won 3-1)
Last CU win 9/13/06 (3-2)
Current series streak MU won 5
Longest CU win streak 25
(10/30/87-10/16/99)

2009 Schedule

Aug. 28 TEXAS STATE#
Aug. 29 OLE MISS#
Aug. 29 BYU#
Sept. 4 vs. Washington State^
Sept. 5 at Utah Valley^
Sept. 5 vs. Utah^
Sept. 11 vs. VCU%
Sept. 11 vs. Morehead State%
Sept. 12 vs. Fairfield%
Sept. 12 at Michigan%
Sept. 16 KANSAS*
Sept. 19 at Oklahoma*
Sept. 23 UMKC
Sept. 26 TEXAS A&M*
Sept. 30 at Baylor*
Oct. 3 at Iowa State*
Oct. 7 COLORADO*
Oct. 10 TEXAS TECH*
Oct. 14 at Kansas State*
Oct. 17 NEBRASKA*
Oct. 21 at Texas*
Oct. 24 at Kansas*
Oct. 28 KANSAS STATE*
Oct. 31 SIU-EVANSVILLE
Nov. 4 at Nebraska*
Nov. 7 TEXAS*
Nov. 11 OKLAHOMA*
Nov. 14 at Colorado*
Nov. 18 at Texas Tech*
Nov. 21 IOWA STATE*
Nov. 25 BAYLOR*
Nov. 28 at Texas A&M*

* Big 12 Conference match
Tiger Invitational; ^ Utah Valley
Tourney; % Michigan Tourney; Home
matches in CAPS

Series Records

Kills		Aces	
3-Game	22, S. Russell, 11/25/00	3-Game	5, R. Wacholder, 10/21/94
4-Game	24, K. Engelking, 10/31/98	4-Game	3, K. Bunce, 11/8/95
5-Game	35, A. Sutherland, 9/13/06		3, A. Koepke, 11/8/95
Attacks		Digs	
3-Game	50, S. Russell, 11/7/01	5-Game	5, L. Bossow, 10/29/05
4-Game	54, R. Wacholder, 11/8/95	3-Game	22, K. Downey, 11/20/93
5-Game	63, A. Sutherland, 9/13/06	4-Game	23, C. Webster, 11/15/08
Assists		Blocks	
3-Game	66, E. Gower, 11/25/00	3-Game	8, L. Soulliere, 11/3/89
4-Game	57, K. Campbell, 9/25/98	4-Game	9, M. Barkman, 10/17/01
5-Game	69, A. Nu'u, 9/13/06	5-Game	8, L. Soulliere, 10/22/88

NEBRASKA

Sept. 19, 7 p.m., Boulder, Colo.
Nov. 28, 6 p.m., Lincoln, Neb.



John Cook



Kori Cooper

School Information

Location Lincoln, Neb.
Founded 1869
Enrollment 23,573
Nickname Cornhuskers
Colors Scarlet & Cream
Conference Big 12
Arena (Capacity) Nebraska Coliseum
(4,030)
Chancellor Harvey Perlman, J.D.
Athletic Director Tom Osbourne

Sports Information

Volleyball SID Shamus McKnight
Office 402-472-7772
Cell 402-540-0268
E-Mail smcknight@huskers.com
Fax 402-472-2005
Press Row Phone 402-472-5300
Website www.Huskers.com
Mailing Address One Memorial Stadium
Lincoln, NE 68588-0123

Coaching Staff

Head Coach John Cook
Office Phone 402-472-8251
Record at NU (years) 281-20 (9)
Career Record (years) 432-91 (14)
Assistant Coach Lizzy Stenke
Assistant Coach Erik Sullivan

Team Information

First Season 1975
All-Time Record 1060-294-11
Best Postseason Finish NCAA
Champions (1995, 2000, 2006)
2008 Record 31-3
2008 Conference 18-2 (T-1st)
2008 Postseason NCAA Semifinalist
Final Ranking 3rd
Letterwinners Returning/Lost 8/3
Starters Returning/Lost 4+Liber0/2

Key Returners (2008 stats)

Kori Cooper, 6-2, Sr., MB
(.396, 2.09 kps, 0.88 bps)
Sydney Anderson, 6-0, Jr., S
(11.60 apts, 2.05 dps)

Series Records

Kills		Aces	
3-Game	18, C. Owens, 11/25/98	3-Game	5, H. Sweeney, 10/24/92
4-Game	25, T. Murray, 10/14/89	4-Game	3, T. Murray, 10/8/88
5-Game	27, S. Lodge, 10/8/97		3, J. Sherlock, 10/8/88
Attacks		Digs	
3-Game	60, C. Owens, 11/25/98	5-Game	4, St. Wolfe, 11/27/93
4-Game	65, K. Downey, 11/26/94	3-Game	20, K. Campbell, 11/25/98
5-Game	66, St. Wolfe, 11/27/93		20, S. Russell, 9/19/01
Assists		Blocks	
3-Game	48, K. Campbell, 10/9/96	4-Game	21, St. Wolfe, 11/28/92
4-Game	67, N. Vranesh, 11/28/92	5-Game	28, T. Murray, 11/13/90
5-Game	73, N. Vranesh, 10/13/93		

Tara Mueller, 6-0, Jr., OH
(3.51 kps, 2.37 dps)

Series Information

Overall Nebraska leads 44-7
Last Meeting 10/29/08 (CU won 3-1)
Last CU win 10/29/08 (3-1)
Current series streak CU won 1
Longest CU win streak 2 (10/8/97
to 10/28/97)

2009 Schedule

Aug. 28 vs. Michigan#
Aug. 29 vs. Minnesota^
Sept. 1 CREIGHTON
Sept. 4 vs. UL-Lafayette^
Sept. 4 at LSU^
Sept. 5 vs. Tulane^
Sept. 10 VIRGINIA%
Sept. 11 BYU%
Sept. 13 UCLA%
Sept. 16 TEXAS TECH*
Sept. 19 at Colorado*
Sept. 23 at Texas A&M*
Sept. 26 TEXAS*
Sept. 30 at Oklahoma*
Oct. 7 KANSAS*
Oct. 10 KANSAS STATE*
Oct. 14 at Baylor*
Oct. 17 at Missouri*
Oct. 21 IOWA STATE*
Oct. 24 OKLAHOMA*
Oct. 28 at Texas Tech*
Oct. 31 at Texas*
Nov. 4 MISSOURI*
Nov. 7 at Iowa State*
Nov. 13 TEXAS A&M*
Nov. 18 BAYLOR*
Nov. 21 at Kansas*
Nov. 25 at Kansas State*
Nov. 28 COLORADO*

* Big 12 Conference match
Runza/AVCA Showcase; ^ LSU
Tournament; % Ameritas Players
Challenge; Home matches in CAPS



2009 OPPONENTS

OKLAHOMA

Sept. 26, 7 p.m., Boulder, Colo.
Oct 28, 6 p.m., Norman, Okla..



Santiago Restrepo



Franci Ekwerekwu

School Information

Location Norman, Okla.
Founded 1890
Enrollment 30,092
Nickname Sooners
Colors Crimson & Cream
Conference Big 12
Arena (Capacity) McCasland Field
House (2,000)
President David Boren
Athletic Director Joe Castiglione
SWA Dr. Nicki Moore

Sports Information

Volleyball SID Cassie Gage
Office 405-325-8372
Cell 405-312-8123
E-Mail cassie@ou.edu
Fax 405-325-7623
Press Row Phone N/A
Website www.SoonerSports.com
Mailing Address 180 West Brooks,
Room 235, Norman, OK 73019

Coaching Staff

Head Coach Santiago Restrepo
Office Phone 405-325-8364
Record at OU years 81-71 (5)
Career Record 208-143 (10)
Assistant Coaches Kelly Files, Sam Ojie

Team Information

First Season 1974
All-Time Record 607-622-7
Best Postseason Finish NCAA
First Round
2008 Record 12-16
2008 Conference 8-12
2008 Postseason DNP
Final Ranking NA
Letterwinners Returning/Lost 10/1
Starters Returning/Lost 6/libero

Key Returners (2008 stats)

Bridget Laplante, 6-0, Sr., OH
(2.28 kps, .135, 3.17 dps)
Brienne Barker, 5-9, So., S
(9.32 aps, 2.85 dps)

Franci Ekwerekwu, 5-11, Jr., MB
(.280, 2.66 kps, 0.81 bps)

Series Information

Overall Colorado leads 35-15
Last Meeting 11/26/08 (CU won 3-0)
Last OU win 11/26/08 (3-1)
Current series streak CU won 1
Longest CU win streak 14
(10/11/97-11/28/03)

2009 Schedule

Aug. 28 vs. Houston Baptist#
Aug. 28 at Rice#
Aug. 29 vs. Nicholls State#
Aug. 29 vs. Central Arkansas#
Sept. 4 vs. Grambling State^
Sept. 5 vs. North Carolina^
Sept. 5 at Wichita State^
Sept. 12 vs. UALR%
Sept. 12 at UT-Arlington%
Sept. 16 at Kansas State*
Sept. 19 MISSOURI*
Sept. 23 at Kansas*
Sept. 26 at Colorado*
Sept. 30 NEBRASKA*
Oct. 3 TEXAS TECH*
Oct. 7 IOWA STATE*
Oct. 10 at Texas*
Oct. 17 BAYLOR*
Oct. 21 at Texas A&M*
Oct. 24 at Nebraska*
Oct. 28 COLORADO*
Oct. 31 KANSAS STATE*
Nov. 4 at Baylor*
Nov. 7 KANSAS*
Nov. 11 at Missouri*
Nov. 14 at Texas Tech*
Nov. 18 TEXAS A&M*
Nov. 25 TEXAS*
Nov. 28 at Iowa State*

* Big 12 Conference match
Rice Tourney, ^ Wichita State
Tourney, % UTA Tournament, Home
matches in CAPS

Series Records

Kills
3-Game 22, R. Wacholder, 9/28/94
4-Game 24, T. Murray, 11/24/89
24, R. Wacholder, 11/15/95
24, L. Schaefer, 10/24/07
5-Game 36, S. Lodge, 11/2/96
Attacks
3-Game 54, R. Wacholder, 9/28/94
4-Game 79, R. Wacholder, 11/15/95
5-Game 80, S. Lodge, 11/2/96
Assists
3-Game 75, K. Campbell, 10/31/97
4-Game 64, K. Campbell, 10/11/96
5-Game 86, K. Campbell, 11/2/96

Aces
3-Game 4, St. Wolfe, 10/14/92
4, A. Barnes, 11/23/02
4-Game 5, S. Lodge, 11/15/95
5-Game 5, 3X last A. Buth, 9/24/05
Digs
3-Game 20, N. Vranesh, 10/26/93
20, S. Lodge, 10/31/97
4-Game 22, C. Webster, 10/24/07
5-Game 26, S. Lodge, 11/2/96
Blocks
3-Game 7, J. Zumerchik, 11/18/92
7, M. Barkman, 11/17/01
4-Game 10, L. Soulliere, 11/24/89
5-Game 8, J. Sherlock, 9/29/88

TEXAS

Sept. 23, 7 p.m., Boulder, Colo.
Oct. 24, 6:30 p.m., Austin, Texas



Jerritt Elliott



Ashley Engle

School Information

Location Austin, Texas
Founded 1883
Enrollment 49,738
Nickname Longhorns
Colors Burnt Orange & White
Conference Big 12
Arena (Capacity) Gregory Gymnasium
(4,400)
President Dr. William Powers, Jr.
Women's Athletics Director Christine
Plonsky

Sports Information

Volleyball SID Spencer Kitley
Office 512-232-9438
Cell 512-848-8157
E-Mail spencer.kitley
@athletics.utexas.edu
Fax 512-471-6040
Press Row Phone 512-232-4971
Website www.TexasSports.com
Mailing Address 327 Belmont Hall
Austin, TX 78713

Coaching Staff

Head Coach Jerritt Elliott
Office Phone 512-471-9148
Record at UT (years) 185-62 (8)
Career Record (years) 235-74 (10)
Assistant Coaches Salima Rockwell,
Brian Hosfeld

Team Information

First Season 1974
All-Time Record 966-344-14
Best Postseason Finish NCAA
Champions (1988)
2008 Record 29-4
2008 Conference (Finish) 18-2 (T-1st)
2008 Final Ranking 4
Letterwinners Returning/Lost 9/6
Starters Returning/Lost 6/1

Key Returners (2008 stats)

Ashley Engle, 6-3, Sr., RS/S
(2.90 kps, .303, 2.22 dps)

Destinee Hooker, 6-4, Sr., OH
(4.10 kps, .322, 0.67 bps)
Juliann Faucette, 6-2, Jr., OH
(2.94 kps, 1.65 dps)

Series Information

Overall Texas leads 22-8
Last Meeting 11/29/08 (UT won 3-0)
Last CU win 11/19/03 (3-0)
Current series streak UT won 10
Longest CU win streak 3
(10/18/00-10/10/01; 11/6/02-11/19/03)

2009 Schedule

Aug. 29 at Long Beach State#
Aug. 30 vs. San Diego#
Sept. 3 vs. California^
Sept. 5 at Hawaii^
Sept. 6 vs. St. Louis^
Sept. 11 ITALIAN NATIONAL TEAM%
Sept. 12 ITALIAN NATIONAL TEAM%
Sept. 16 BAYLOR*
Sept. 18 IOWA STATE*
Sept. 23 at Colorado*
Sept. 26 at Nebraska*
Sept. 30 TEXAS A&M*
Oct. 2 at Kansas State*
Oct. 10 OKLAHOMA*
Oct. 14 at Kansas*
Oct. 17 at Texas Tech*
Oct. 21 MISSOURI*
Oct. 24 COLORADO*
Oct. 28 at Texas A&M*
Oct. 30 NEBRASKA*
Nov. 4 at Iowa State*
Nov. 7 at Missouri*
Nov. 11 TEXAS STATE*
Nov. 18 KANSAS TECH*
Nov. 21 at Baylor*
Nov. 25 at Oklahoma*
Nov. 28 KANSAS*

* Big 12 Conference match
Long Beach State Tourney, ^ Hawaii
Tournament, % Exhibition vs. Italy.
Home matches in CAPS

Series Records

Kills
3-Game 19, M. Gerlach, 10/10/01
4-Game 22, M. Gerlach, 11/5/02
5-Game 40, S. Lodge, 11/28/97
Attacks
3-Game 41, C. Owens, 10/18/97
4-Game 56, St. Wolfe, 10/9/93
5-Game 76, S. Russell, 11/20/99
Assists
3-Game 56, K. Campbell, 10/18/97
4-Game 73, K. Campbell, 11/20/98
5-Game 88, K. Campbell, 11/28/97

Aces
3-Game 4, N. Carr, 10/4/03
4-Game 4, St. Wolfe, 10/9/93
5-Game 4, S. Lodge, 11/30/96
Digs
3-Game 21, S. Russell, 11/14/01
4-Game 25, N. Vranesh, 10/9/93
5-Game 29, T. Lynch, 10/17/98
Blocks
3-Game 7, 3X last M. Barkman,
10/16/02
4-Game 10, M. Barkman, 11/22/00
5-Game 15, L. Soulliere, 11/17/89

OPPONENTS

2009 OPPONENTS



TEXAS A&M

Oct. 17, 5:30 p.m., College Station, Texas
Nov. 25, 7 p.m., Boulder, Colo.



Laurie Corbelli



Sarah Ammerman

School Information

Location College Station, Texas
Founded 1876
Enrollment 48,039
Nickname Aggies
Colors Maroon & White
Conference Big 12
Arena (Capacity) G. Rolie White Coliseum (7,800)
President (interim) Dr. R. Bowen Loftin
Athletic Director Bill Byrne

Sports Information

Volleyball SID Debbie Darrah
Office 979-845-3218
Cell 979-777-2600
E-Mail ddarrah@athletics.tamu.edu
Fax 979-845-0564
Press Row Phone 979-845-0006
Website www.AggieAthletics.com
Mailing Address PO Box 30017
College Station, TX 77842-3017

Coaching Staff

Head Coach Laurie Corbelli
Office Phone 979-845-3266
Record at A&M (years) 343-158 (16)
Career Record (years) 443-264 (23)
Associate Head Coach John Corbelli
Assistant Coach Robyn Romansky

Team Information

First Season 1975
All-Time Record 832-461-2
Best Postseason Finish 2001 Region Finals
2008 Record 16-14
2008 Conference (Finish) 11-9 (T-4th)
2008 Postseason N/A
Final Ranking RV
Returning starters/
letterwinners 4+libero/9
Lost starters/letterwinners 2/4

Key Returners (2008 stats)

Sarah Ammerman, 6-2, Sr., OH
(3.35 kps, 2.35 dps)
Mary Batis, 6-0, Sr., OH
(3.38 kps, 2.81 dps)

Kristen Schevikhoven, 5-9, S, Sr.,
(9.84 aps, 2.03 dps)

Series Information

Overall Texas A&M leads 18-9
Last Meeting 11/22/08 (TAMU won 3-0)
Last CU win 9/27/08 (3-2)
Current series streak TAMU won 1
Longest CU win streak 2
..... (11/1/00-10/3/01); (9/27/06-10/25/06)

2009 Schedule

Aug. 28 IONA#
Aug. 28 VIRGINIA#
Aug. 29 NORTHERN IOWA#
Sept. 5 ST. MARY'S
Sept. 6 SAN FRANCISCO
Sept. 11 vs. Hofstra^
Sept. 11 vs. Texas Southern^
Sept. 12 vs. Texas State^
Sept. 19 at Texas Tech*
Sept. 23 NEBRASKA*
Sept. 26 at Missouri*
Sept. 30 at Texas*
Oct. 3 KANSAS*
Oct. 7 KANSAS STATE*
Oct. 10 at Baylor*
Oct. 14 at Iowa State*
Oct. 17 COLORADO*
Oct. 21 OKLAHOMA*
Oct. 28 TEXAS*
Oct. 31 at Kansas*
Nov. 4 at Kansas State*
Nov. 7 BAYLOR*
Nov. 11 IOWA STATE*
Nov. 13 at Nebraska*
Nov. 18 at Oklahoma*
Nov. 22 TEXAS TECH*
Nov. 25 at Colorado*
Nov. 28 MISSOURI*

* Big 12 Conference match
Texas A&M Invitational, ^Texas State CenturyTel Premier, Home matches in CAPS

Series Records

Kills
3-Game 24, S. Russell 11/1/00
4-Game 31, St. Wolfe, 9/18/94
5-Game 27, A. Griffin, 9/24/03
Attacks
3-Game 60, S. Russell, 11/1/00
4-Game 73, St. Wolfe, 9/18/94
5-Game 64, C. Owens, 11/21/98
Assists
3-Game 59, E. Gower, 11/1/00
4-Game 66, K. Campbell, 10/16/98
5-Game 67, E. Gower, 10/3/01

Aces
3-Game 3, R. Wacholder, 11/29/96
3, A. Nu'u, 9/27/06
4-Game 4, C. Owens, 10/16/98
5-Game 4, 3X last
A. Buth, 10/25/06
Digs
3-Game 17, L. Small, 11/1/00
4-Game 27, K. Downey, 9/18/94
5-Game 24, S. Russell, 10/3/01
Blocks
3-Game 10, A. Koepke, 10/17/97
10, M. Barkman, 11/1/00
4-Game 7, K. Engelking, 10/23/99
5-Game 7, 3X last L. Bossow, 11/19/05

TEXAS TECH

Oct. 14, 7 p.m., Boulder, Colo.
Nov. 7, 6 p.m., Lubbock, Texas



Trish Kissiar-Knight



Amanda Dowdy

School Information

Location Lubbock, Texas
Founded 1923
Enrollment 29,000
Nickname Red Raiders
Colors Scarlet & Black
Conference Big 12
Arena (Capacity) United Spirit Arena (15,070)
President Dr. Guy Bailey
Athletic Director Gerald Myers

Sports Information

Volleyball SID Jody Roginson
Office 806-742-2770
Cell 806-786-5217
E-Mail jody.roginson@ttu.edu
Fax 806-742-1970
Press Row Phone 806-742-6688
Website www.TexasTech.com
Mailing Address Box 43021
Lubbock, TX 79409

Coaching Staff

Head Coach Trish Kissiar-Knight
Office Phone 806-742-7545
Record at TTU (years) 0-0 (0)
Career Record (years) 676-171-3
Assistant Coaches Terry Gamble,
Becky Verespej

Team Information

First Season 1975
All-Time Record 743-524-6
Best Postseason Finish NCAA
Tournament 1st Round
2008 Record 5-26
2008 Conference (Finish) 0-20 (11th)
2008 Postseason DNP
Final Ranking NR
Letterwinners Returning/Lost 7/8
Starters Returning/Lost 4+Libero/2

Key Returners (2008 stats)

Caroline Witte, 5-10, Sr., S
(7.48 aps, 1.64 dps)
Jenn Harrell, 5-4, Sr., L
(2.87 dps)

Amanda Dowdy, 6-3, So., MB (2.74
kps, 0.60 bps)

Series Information

Overall Colorado leads 22-4
Last Meeting 10/25/08 (CU won 3-2)
Last CU win 10/25/08 (3-2)
Current series streak CU won 3
Longest CU win streak 10
(11/22/97-10/19/02)

2009 Schedule

Aug. 28 at Creighton#
Aug. 29 vs. Tulane#
Aug. 29 vs. Illinois#
Sept. 2 at Texas State
Sept. 4 vs. Southeastern Louisiana^
Sept. 5 vs. Bowling Green^
Sept. 5 at New Orleans^
Sept. 11 vs. Gonzaga%
Sept. 11 vs. Stephen F. Austin%
Sept. 12 at Tulsa%
Sept. 16 at Nebraska*
Sept. 19 TEXAS A&M*
Sept. 23 at Kansas State*
Sept. 30 IOWA STATE*
Oct. 3 at Oklahoma*
Oct. 7 BAYLOR*
Oct. 10 at Missouri*
Oct. 14 at Colorado*
Oct. 17 TEXAS*
Oct. 21 KANSAS*
Oct. 24 at Iowa State*
Oct. 28 NEBRASKA*
Oct. 31 at Baylor*
Nov. 7 COLORADO*
Nov. 11 at Texas*
Nov. 14 OKLAHOMA*
Nov. 18 MISSOURI*
Nov. 22 at Texas A&M*
Nov. 25 at Kansas*
Nov. 28 KANSAS STATE*

* Big 12 Conference match
Creighton Tournament; ^ Univ. of New Orleans Touney; % Tulsa Tournament; Home matches in CAPS

Series Records

Kills
3-Game 22, R. Wacholder, 11/23/96
4-Game 27, E. Sisco, 11/3/07
5-Game 27, R. Wacholder, 10/25/96
27, A. Griffin, 10/8/05
Attacks
3-Game 56, S. Russell, 10/6/99
4-Game 62, S. Lodge, 10/24/97
5-Game 70, R. Wacholder, 10/25/96
Assists
3-Game 75, K. Campbell, 10/6/99
4-Game 75, K. Campbell, 10/10/98
5-Game 93, K. Campbell, 11/13/99

Aces
3-Game 3, E. Gower, 10/6/99
4-Game 3, M. Vesanovic, 9/17/03
5-Game 3, E. Gower, 11/13/99 &
10/7/00
Digs
3-Game 21, N. Carr, 11/8/03
4-Game 23, K. Taskey, 10/19/02
5-Game 28, S. Russell, 10/7/00
Blocks
3-Game 10, A. Koepke, 11/22/97
4-Game 12, M. Barkman, 11/3/01
5-Game 9, A. Koepke, 10/25/96
9, M. Gerlach, 11/15/00



MEDIA INFORMATION

Sports Information

303-492-5626 Fax 303-492-3811

Dave Plati

Associate Athletic Director/ Sports Information

Football, Men's Golf,
Skiing Contact

Home: 303-494-0445
david.plati@colorado.edu



Curtis Snyder

Associate Sports Information Director

Football/Skiing
Contact

Cell: 720-218-4796
curtis.snyder@colorado.edu



Linda Poncin

Assistant SID

Volleyball, Men's and
Women's Cross Country,
Men's and Women's
Track & Field Contact

Cell: 612-701-0054
linda.poncin@colorado.edu



Troy Andre

Assistant SID

Women's Basketball
Contact, Internet
Managing Editor

Home: 303-903-3654
troy.andre@colorado.edu



Allie Musso

Assistant SID

Women's Soccer,
Women's Golf
Contact

Cell: 510-301-5935
allie.musso@colorado.edu



Andrew Green

Assistant SID

Men's Basketball,
Women's Tennis
Contact

Home: 303-543-3755
andrew.green@colorado.edu



Welcome to CU Volleyball

The University of Colorado Sports Information Service and volleyball head coach Liz Kritza would like to welcome you to the 2009 volleyball season. We encourage your involvement in CU volleyball and strive to provide the media with a professional atmosphere in which to cover our matches. For your benefit, please read through the following guidelines and give us a call at 303-492-5626 or pay us a visit in the Balch Fielhouse Annex located on the west side of Folsom Field if we can be of any assistance.

Practices

Practices are generally held in the early afternoon at either Carlson Gymnasium or the Coors Events/Conference Center. All practices are open to the media. Please contact volleyball SID Linda Poncin at 303-492-5626 if you wish to attend practice.

Interviews

All players and coaches are available for interviews throughout the week except on match days. All interviews must be made through volleyball SID Linda Poncin at 303-492-5626, preferably with at least 24 hours notice. The best time to interview players is after practice and matches.

Media/Photo Credentials

Members of the media can gain admittance to matches only with the proper credentials. Credentials should be requested at least one day prior to the match through volleyball SID Linda Poncin at 303-492-5626. All sports season credentials will also be honored at volleyball matches and seating is on a first-come, first-serve basis. Note: The above applies to all matches except NCAA Tournament matches.

Coors Events/Conference Center

All matches are scheduled for the Coors Events/Conference Center near the southeast corner of campus. The CECC is located on Regent Dr., the first left off Colorado Avenue coming from U.S. 36. Parking is free. As you walk to the CECC, the media entrance is located near the garage door on the lower north side.

During The Game

Statistics will be distributed after every game and at the end of every match. Phone lines are available both court side and in the media workroom. The press row number is 303-492-1552 and the media room is 303-492-0712 while the media room fax is 303-492-0711. The Coors Events/Conference Center is also equipped for wireless internet access.

Updated Notes/Statistics

Updated statistics, player and team information, Big 12 Conference standings and upcoming opponent information will be available by Tuesday of each week. If you wish to receive notes or stats, please call volleyball SID Linda Poncin at 303-492-5626 or via e-mail at linda.poncin@colorado.edu. You can also download the release on the internet in .pdf format at CUBuffs.com

On The Internet

All Colorado volleyball information can be viewed through the Buffs' comprehensive website at CUBuffs.com. All the latest information on coaches and players, as well as all the boxscores, latest statistics and weekly releases are available.

Big 12 Services

For conference information, please contact the Big 12 office at 469-524-1000. The Big 12's website is www.big12sports.com and the mailing address is 400 East John Carpenter Freeway; Irving, TX 75062.

MEDIA

MEDIA INFORMATION



Print

BOULDER DAILY CAMERA
P.O. Box 591; Boulder, CO 80306
303-473-1313 • fax 303-473-1517
www.thedailycamera.com

DENVER POST
101 W. Colfax Ave. #600
303-820-1294 • fax 303-866-9004
www.denverpost.com

BUFFALO SPORTS NEWS
PO Box 11046; Boulder, CO 80301
303-530-3099

COLORADO DAILY
2610 Pearl Street; Boulder, CO 80302
303-443-6272 • fax 720-564-1880
www.coloradodaily.com

THE CU INDEPENDENT
478 UCB; Boulder, CO 80309
303-492-4557

LONGMONT TIMES-CALL
350 Terry Street; Longmont, CO 80501
303-776-2244 • fax 303-678-8615
www.longmontfyi.com

COLORADO SPRINGS GAZETTE

P.O. Box 1779; Colorado Springs, CO 80901
800-800-4899 • fax 719-636-0163
www.gazette.com

FT. COLLINS COLORADOAN
P.O. Box 1577; Ft. Collins, CO 80522
970-224-7750 • fax 970-224-7899
www.coloradoan.com

Radio

KOA 850 AM & KKZN 760 AM
4695 S. Monaco St.; Denver, CO 80237
303-713-8685 • fax 303-713-8509

KKFN 950 AM
1095 S. Monaco Pkwy.; Denver, CO 80224
303-321-0950 • fax 303-321-0708

KVCU 1190 AM
Campus Box 207; Boulder, CO 80309
303-492-5031 • fax 303-492-1369

KLZ 560 AM
2150 W. 29th Ave. #300; Denver, CO 80211
303-477-5600

Television

KWGN (2 • WB)
P.O. Box 5222; Englewood, CO 80155
303-740-2814 • fax 303-796-3772

KCNC (4 • CBS)
1044 Lincoln St.; Denver, CO 80203
303-830-6321 • fax 303-894-6040

KMGH (7 • NBC)
123 Speer Blvd; Denver, CO 80203
303-832-0169 • fax 303-832-0199

KUSA (9 • ABC)
500 Speer Blvd; Denver, CO 80203
303-871-1490 • fax 303-698-4700

KDVR (31 • FOX)
100 E. Speer Blvd; Denver, CO 80203
303-566-7717 • fax 303-566-2908

FOX SPORTS NET
2300 15th Street, Suite 300; Denver, CO 80202
720-898-2700 • fax 720-898-2775

Wire

ASSOCIATED PRESS
1444 Wazee St., Ste 130; Denver, CO 80202
303-825-0123 • fax 303-892-5927

MEDIA HOSPITALITY

Hotels (Boulder)

Millennium Harvest House Hotel (1345 28th Street)	303-443-3850
Broker Inn (30th & Baseline Road)	303-444-3330
Marriott Hotel (2660 Canyon Blvd.)	303-440-8877
Courtyard by Marriott (4710 Pearl East Circle)	303-440-4700
Golden Buff (1725 28th Street)	303-442-7450
Boulderado Hotel (2115 13th Street)	303-442-4344
Boulder Outlook (800 28th Street)	303-443-3322
Days Inn (5397 South Boulder Road)	303-499-4422
Boulder Inn (770 28th Street)	303-449-3800
Residence Inn (3030 Center Green Drive)	303-449-5545

Hotels (Outlying)

Omni Interlocken Resort (500 Interlocken Blvd., Broomfield)	303-438-6600
Courtyard By Marriott (948 W. Dillon Road, Louisville)	303-604-0007
Ramada Inn (8773 Yates Drive, Westminster)	303-427-4000
Raintree Plaza (Diagonal Highway, Longmont)	303-444-2882
Hyatt Regency (1750 Welton Street, Denver)	303-295-1200
Marriott City Center (1701 California, Denver)	303-297-1300
Westin Tabor Center (1672 Lawrence, Denver)	303-572-9100
Stouffer Concourse (3801 Quebec Street, Denver)	303-399-7500
Adam's Mark (1550 Court Place, Denver)	303-893-3333
Marriott West (1717 Denver West Parkway, Golden)	303-279-9100
Brown Palace (321 17th Street, Denver)	303-297-3111

Airlines

America West	800-235-9292	Frontier	800-432-1359
American	800-433-7300	Midwest Express	800-452-2022
ATA	800-435-9282	Northwest	800-225-2525
Continental	800-525-0280	U.S. Air	800-428-4322
Delta	800-325-1999	United	800-241-6522

Automobile Rentals (Denver International Airport)

Advantage	800-777-5500	Enterprise	800-325-8007
Alamo	800-327-9633	Hertz	800-654-3131
Avis	800-331-1212	National	800-328-4567
Budget	800-527-0700	Payless	800-237-2804
Dollar	800-800-4000	Thrifty	800-367-2277

Bus, Taxi

RTD Bus Service (Denver-Boulder)	303-778-6000
Metro Taxi	303-333-3333
Yellow Cab (Denver Metro)	303-777-7777
Zone Cab (Denver Metro)	303-444-8888
Boulder Yellow Cab	303-442-2277

Restaurants (Boulder)

Pasta Jay's (1001 Pearl Street)	303-444-5800
Dolan's Midtown (2319 Arapahoe Avenue)	303-444-8758
Boulder Chop House (947 Walnut Street)	303-443-1188
C.B. & Potts (555 Zang Street, Broomfield)	720-887-3383
Juanita's (1043 Pearl Street)	303-449-5273
Rio Grande (1101 Walnut Street)	303-444-3690
Broker Inn Restaurant (30th & Baseline)	303-449-1752
Old Chicago (1102 Pearl Street)	303-443-5031
Boulder Cork (3295 30th Street)	303-443-9505
The House (2860 Arapahoe Avenue)	303-442-4594
Fancy Moose (inside the Millennium Hotel)	303-443-3850
Flagstaff House (Flagstaff Road)	303-442-4640
Jax Fish House (928 Pearl Street)	303-444-1811
Corner Bar/Q's (13th & Spruce)	303-442-4560
Turley's (2350 Arapahoe Avenue)	303-442-2800
West End Tavern (926 Pearl Street)	303-444-3535
Walnut Brewery (1123 Walnut Street)	303-447-1345
The Kitchen (1039 Pearl Street)	303-544-5973



COORS EVENTS/CONFERENCE CENTER

The University of Colorado Coors Events/Conference Center has been the home of Colorado volleyball since 1988. The Center was originally called the CU Events/Conference Center, but was renamed in September 1990 in honor of a \$5 million gift from the Adolph Coors Foundation. The Events Center is named after the Coors family in recognition of this gift and their generous support of the university.

The Events Center combines modern facilities with beauty, comfort and flexibility. The Center's versatility provides an ideal location for sporting events, educational conferences, seminars, meetings, conventions, concerts, trade shows and a myriad of other activities. It is truly multi-purpose in nature and design.

Located just north of the Kittredge student housing complex on the Boulder campus, the CECC seats 11,064 and offers the Buffaloes a great home court advantage. CU has a 214-97 home record in their 23 years with a 209-84 mark at the CECC (Matches in 1986 and most of 1987 were played in the Balch Fieldhouse). Colorado has recorded at least 10 home wins in a season in 15 of the past 21



seasons including a perfect 14-0 mark in 1993. CU has ranked nationally in attendance in 13 of the past 15 seasons, including a No. 19 ranking in 1989 and 20th in 1999.

There are three levels to the Events Center. The arena floor occupies 8,000 square feet. The CU men's and women's basketball operations offices are on the second level along with a weight room for the basketball and volleyball teams. The concourse level contains the main entrances, concession areas, ticket offices and a first-aid room.

The \$7.7-million facility was financed by a combination of funds. State legislative appropriation, federal grants, private contributions and university funds all played a major part in the facility's construction revenue.

The CECC is within walking distance from all points of campus, and parking for Colorado volleyball matches is free to the public in the parking garage located just north of the arena. The southwest entrance faces the majestic flatirons, the mountains located west of campus, providing Colorado fans with one of most beautiful views in all of collegiate athletics when they arrive to the game.

Other events taking place at Coors include concerts and commencement for the fall semester. Bob Dylan, Jack Ingram and Juice Newton are just some of the artists who have taken the stage in the Events Center, providing an indoor venue for CU students and Boulder residents equipped to attract some of the best entertainers in the World.

CU Home Record Year by Year

Balch Fieldhouse

Year	Matches	Record	Pct.
1986	7	3-4	.429
1987	10	2-8	.200
Totals	17	5-12	.294

Coors Events Conference Center

Year	Matches	Record	Pct.
1987	3	2-1	.667
1988	15	11-4	.733
1989	12	8-4	.667
1990	12	9-3	.750
1991	12	10-2	.833
1992	12	10-2	.833
1993	14	14-0	1.000
1994	17	13-4	.765
1995	13	10-3	.769
1996	17	11-6	.647
1997	14	12-2	.857
1998	16	12-4	.750
1999	14	10-4	.714
2000	13	8-5	.615
2001	14	12-2	.857
2002	14	8-6	.571
2003	12	10-2	.833
2004	15	10-5	.667
2005	13	7-6	.538
2006	16	12-4	.750
2007	13	4-9	.308
2008	13	6-7	.462
Totals	294	209-84	.711
Overall	311	214-97	.688

MEDIA



Follow the Buffs all season long!

BUFFS TV

LIVE STREAMING VIDEO - VIDEO ON DEMAND - ONLINE @ CUBuffs.com

Watch live home matches, highlights and more.

Subscribe today @ CUBuffs.com